

Passion. Connected.
하나된 열정



Official Results Book

Ice Hockey

아이스 하키



Version history

Version	Date	Created by	Comments
1.0	18 MAR 2018	Corrado BARBERO (VRM)	First version

Table of Contents

Version History

Table of Contents

Competition Format and Rules

Medallists

Directorate

Competition Officials

Team Rosters

CAN - Canada

CZE - Czech Republic

ITA - Italy

JPN - Japan

KOR - Republic of Korea

NOR - Norway

SWE - Sweden

USA - United States of America

Competition Schedule

Preliminary Round

Tournament Progress

Game 1 NOR-ITA

Line-ups

Graphical Line-ups

Game Summary

Shot Chart

Face-off Chart

Game 2 KOR-JPN

Line-ups

Graphical Line-ups

Game Summary

Shot Chart

Face-off Chart

Game 3 CAN-SWE

Line-ups

Graphical Line-ups

Game Summary

Shot Chart

Face-off Chart

Game 4 USA-JPN

Line-ups

Graphical Line-ups

Game Summary

Shot Chart

Face-off Chart

Game 5 KOR-CZE

Line-ups

Graphical Line-ups

Game Summary

Shot Chart

Face-off Chart

Game 6 CAN-ITA

Line-ups

Graphical Line-ups

Game Summary

Shot Chart

Face-off Chart

Game 7 USA-CZE

Line-ups

Graphical Line-ups

Game Summary

Shot Chart

Face-off Chart

Game 8 CAN-NOR

Line-ups

Graphical Line-ups

Game Summary

Shot Chart

Face-off Chart

Game 9 ITA-SWE

Line-ups

Graphical Line-ups

Game Summary

Shot Chart

Face-off Chart

Game 10 USA-KOR

Line-ups

Graphical Line-ups

Game Summary

Shot Chart

Face-off Chart

Game 11 NOR-SWE

Line-ups

Graphical Line-ups

Game Summary

Shot Chart

Face-off Chart

Game 12 CZE-JPN

Line-ups

Graphical Line-ups

Game Summary

Shot Chart

Face-off Chart

Play-off Round

Tournament Progress

Classification Games (5-8)

Game 13 CZE-SWE

Line-ups

Graphical Line-ups

Game Summary

Shot Chart

Face-off Chart

Game 14 NOR-JPN

Line-ups

Graphical Line-ups

Game Summary

Shot Chart

Face-off Chart

Game 17 JPN-SWE

Line-ups

Graphical Line-ups

Game Summary

Shot Chart

Face-off Chart

Game 18 NOR-CZE

Line-ups

Graphical Line-ups

Game Summary

Shot Chart

Face-off Chart

Semifinals

Game 15 CAN-KOR

Line-ups

Graphical Line-ups

Game Summary

Shot Chart

Face-off Chart

Game 16 USA-ITA

Line-ups

Graphical Line-ups

Game Summary

Shot Chart

Face-off Chart

Bronze Medal Game

Game 19 KOR-ITA

Line-ups

Graphical Line-ups

Game Summary

Shot Chart

Face-off Chart

Gold Medal Game

Game 20 CAN-USA

Line-ups
Graphical Line-ups
Game Summary
Shot Chart
Face-off Chart

Teams Overall Record

Game Results by Team

Player Statistics by Team

CAN - Canada

CZE - Czech Republic

ITA - Italy

JPN - Japan

KOR - Republic of Korea

NOR - Norway

SWE - Sweden

USA - United States of America

Team Statistics

Goalkeepers

Scoring Leaders

Goal Scoring Leaders

Assist Leaders

Defencemen Scoring Leaders

Face-off Leaders

Plus-Minus Leaders

Most Penalised Players

Best Players Selected by the Directorate



COMPETITION FORMAT AND RULES

PARA ICE HOCKEY

As of March 2018

Gangneung Hockey Centre will host the para ice hockey tournament for the PyeongChang 2018 Paralympic Winter Games between 10 and 18 March 2018. Training will take place at the competition and training venues beginning on 3 March.

Tournament format

There will be eight teams competing in the para ice hockey tournament. The schedule will include preliminary-round games and playoff-round games.

Preliminary round

The teams will be divided into two groups of four teams (groups A and B). These teams will compete in a round-robin format with each team playing the other three teams in its group, making a total of 12 games. At the conclusion of the preliminary round, all eight teams will advance to the playoff round.

Playoff round

The top two teams from each preliminary-round group will advance to the semifinals.

The first-ranked teams from each group after the preliminary round will play the second-ranked teams from the other group.

The winners of the semifinal games will advance to the gold medal game. The losers will play in the bronze-medal game.

The bottom two teams from each preliminary-round group will play for positions 5-8 in the final classification games.

The third-ranked teams from each group after the preliminary round will play the fourth-ranked teams from the other group. The winners of the classification games will play a single game to determine fifth and sixth place. The losers will play a single game to determine seventh and eighth place.

Overtime

If in the preliminary round a game is tied at the end of regulation time, a five-minute overtime period will be played immediately after an intermission of three minutes.

If a playoff game is tied at the end of three regular periods, there will be a 10-minute overtime period.

If the gold medal game is tied at the end of regulation time, a 15-minute overtime period shall be played immediately following the completion of a 15-minute intermission during which the ice will be resurfaced. The team that scores first during the overtime period will be the winner.

Games will end when the overtime period has expired or when a goal is scored. In the latter case, the scoring team will be the winner. If no goal is scored in the overtime period, the game-winning shots procedure will apply.

All overtime periods shall be played with each team at the numerical strength of four (4) skaters and one (1) goalkeeper.

TV Commercial Break Procedure

TV Commercial Breaks will be taken at the first stoppage of play after the following times on the game clock as it counts down:

- 11:00 minutes
- 06:00 minutes

Scoring in the preliminary round

Teams are ranked according to the number of points awarded, as follows:

- a) Three points for a winning team at the conclusion of regulation time.
- b) One point for both teams at the conclusion of regulation time if the game is tied.
- c) An additional one point for a team that wins the game in an overtime period, or by the game-winning shots procedure if the teams are still tied following conclusion of the overtime period.
- d) Zero points for a team that loses the game in regulation time.

Tie-breaking system

The tie-breaking system for two teams with the same number of points in a standing will be the result of the game between those two teams, the winner of the game taking precedence.

As the three-point system does not allow a game to end in a tie, the following tie-breaking procedure is applied when three or more teams are tied in points in an IPC competition standing. The application of the procedure will create a sub-group among the tied teams.

The process will continue until only two teams remain tied. The game between the two remaining tied teams would then be the determining tie-breaker as the game between these two teams could not end as a tie.

Step 1: Taking into consideration the games between each of the tied teams, a sub-group is created applying the points awarded in the direct games among the tied teams from which the teams are then ranked accordingly.

Step 2: Should the teams (or any of them) remain tied, the better goal difference in the direct games among the remaining tied teams will be decisive.

Step 3: Should any of the teams remain tied, the highest number of goals scored by these teams in their direct games will be decisive.

Step 4: Should three or more teams remain tied, the results between each of the three teams and the closest best-ranked team outside the original sub-group (the teams participating at step 1) will be applied. In this case the tied team with the best result (1. points, 2. goal difference, 3. more goals scored) against the closest best-ranked team will take precedence.

Step 5: Should the teams remain tied, the results between each of the three teams and the next highest best-ranked team outside the sub-group will be applied.

Step 6: Should the teams remain tied after these five steps have been exercised, sport considerations will be applied and the teams will be ranked by their positions coming into the tournament.

Directorate meetings

Directorate meetings will be held in the IF Directorate meeting room at the competition venue. Directorate meetings will be held two or three days prior to the start of the Games and as determined by the chair of directorate. The schedule for meetings will be set prior to the opening of the Paralympic Village.

Competition uniforms

Uniforms worn during competition must comply with the IPC manufacturer identification guidelines.

Awards

The victory ceremony will take place at Gangneung Hockey Centre following the end of the gold-medal game on 18 March.

Each athlete member of the winning team is entitled to a gold medal and a diploma; each such member of the second team to a silver medal and a diploma; and each such member of the third team to a bronze medal and a diploma. Athletes on each team ranked fourth, fifth, sixth and seventh are entitled to a diploma.

General

Athletes use sledges with one blade minimum and two blades maximum that allow the puck to pass underneath, and picks on the end of special hockey sticks to propel themselves and move the puck across the ice. As with ice hockey, each team has five players on the ice, plus a goaltender.

Each game in the para ice hockey tournament is played over three 15-minute periods.

Shootout regulations in para ice hockey

If no goal is scored in the overtime period then the International Paralympic Committee (IPC) game winning shots procedure applies. The following procedure will be utilised:

- 1) The teams will not change ends for the game winning shots procedure. The centre section of the rink will be dry scraped by the ice-resurfacing machine prior to the game winning shots during the time required to organise the programme accordingly. The home team shall have the choice of shooting first or second.
- 2) The procedure will begin with three different shooters from each team taking alternate shots. The players do not need to be named beforehand. Eligible to participate in the game winning shots will be all players from both teams listed on the official game sheet except as specified in article 3 below.
- 3) All players are eligible to participate in the game winning shots procedure unless they are serving a misconduct penalty or have been assessed a game misconduct or match penalty.
- 4) The referee will call the two captains to the referee crease. The home team's captain will have the choice whether his team will shoot first or second.
- 5) Once the game winning shots procedure begins, the goalkeeper cannot be replaced unless he/she is injured. No warm-up shall be permitted for a substitute goalie.
- 6) The shots will be taken in accordance with rule 1008.
- 7) The players of both teams will take the shots alternately until a decisive goal is scored. The remaining shots will not then be taken.
- 8) If the result is still tied after three shots by each team the procedure shall continue with a tie-break shootout by one player of each team, with the same or new players, with the other team starting to take the tie-break shots. The same player can also be used for each shot by a team in the tie-break shootout. The game shall be finished as soon as a duel of two players brings the decisive result.
- 9) The official scorekeeper will record all shots taken, indicating the players, goalkeepers and goals scored.
- 10) Only the decisive goal will count in the result of the game. It shall be credited to the player who scored and to the goalkeeper concerned.
- 11) If a team declines to participate in the game winning shots procedure, the game will be declared as a loss for that team and the other team will be awarded three points for a win. If a player declines to take a shot it will be declared 'no score' for his team.

Classification system

In para ice hockey there is only one sport class. Athletes must have an impairment in the lower part of their body that would prevent them from competing in able-bodied ice hockey.

Players, for example, have amputations affecting their legs; impaired passive range of motion with stiffness of the ankle or knee joint; or a leg length difference of at least 7cm. Some players also have muscle weakness in their legs, for example paraplegia due to spinal cord injury.

All players of a team must meet the minimum impairment criteria to compete in para ice hockey competitions, so that the impact of impairment on the competition outcome is minimised.

Difference from the Sochi 2014 Paralympic Winter Games

According the Paralympic Winter Games Cycle, the rulebook was changed after Sochi. In the current version any new additions or changes are marked with 'New'.

Rules

The WPIH tournament will be held in accordance with WPIH rules and regulations and the IPC handbook.

Any questions or incidents not covered by the rules will be handled as follows:

- Cases of a general nature will be resolved in accordance with WPIH rules and regulations and the IPC handbook valid at the time of the Games.
- Technical issues will be resolved by the technical delegate in accordance with sport rules.

Scoring system

Each team attempts to outscore its opponent by shooting the puck (a hard rubber disc) across the ice and into the opposing team's goal while preventing the opposing team from doing the same.

Game duration and forfeits

A regular game comprises three 15-minute actual time periods and two 15-minute intermissions. The teams change ends for each period.

A game is forfeited when a team does not appear for that game, when a team does not resume playing after a game break or when a team breaks off a game before the completion of the game in contravention of WPIH rules.

When a game is declared a forfeit, the result will be recorded 0:5. Should the actual game result be better for the non-offending team than the forfeit, then such a result remains valid. When both teams have caused a forfeit, a defeat with a result of zero points and 0:0 goals will be recorded for each team.

Penalties and disqualification

Penalties may be assessed at any time before, during and after the game when an offence is committed regardless of whether or not play is in progress.

Penalties may also be assessed for infractions of the rules committed during the pre-game warm-up when observed by the referee, a linesman or the appointed stand-by or minor official.

The penalties shall be in actual playing time and are as follows:

- Minor penalties: two minutes.
- Bench minor penalties: two minutes.
- Major penalties: five minutes.
- Misconduct penalties: 10 minutes; immediate substitute allowed.
- Match penalties: exclusion of player; substitute allowed after five minutes.
- Game misconduct penalties: exclusion of player; immediate substitution allowed.
- Penalty shot: if a goal is scored on a penalty shot against a team that is left short-handed by a minor or bench minor penalty, no player of the short-handed team shall return to the ice with the scoring of the penalty-shot goal.

Minor penalties

Minor penalties will be assessed for the following infringements:

- Any player on the ice whose helmet comes off and does not replace it with chin-strap properly fastened, or does not return to their bench.
- A player who attempts to knock off an opposing player's helmet.
- A player who uses an elbow to foul an opponent.
- A player who makes contact with an opponent above the shoulders with their stick.
- Cross-checking with the sticks or using a stick to push an opponent.
- A player who holds an opponent's stick, or any part of an opponent's sledge, with their hands.
- Turning up the under part of the sledge towards an opponent or exposing a blade and colliding.
- Body-checking is allowed only with the upper torso or side of the sledge.
- Running into an opponent at an angle of 90 degrees (broadside) or deliberately with the front of the sledge forward, from a head-on position (ramming/charging).
- Locking the puck against the ice with the fingers, hand, stick or sledge to keep an opponent from getting the puck. (Except for the goalkeeper.)
- Throwing a stick, or any part thereof, anywhere other than at the puck or puck carrier.

Bench minor penalties

Bench minor penalties will be assessed for the following infringements:

- If an unidentified player or team official on the bench bangs the boards or ice surface with a stick or any other object in protest of an official's ruling.

Major penalties

Major penalties will be assessed for the following infringements:

- Any attempt to injure or clearly inflict injury. This includes running the goalkeeper or making no visible attempt to avoid body contact in the crease (i.e. no piling of opposing players into the net).
- Cross-checking, intentional 'sledge-ramming', body-checking from behind, deliberately pushing an opposing player from behind with a stick, or making contact with an opposing player with a high stick, pick-end or goalkeeper's equipment which draws blood, whether intentional or not.

Game penalties

A game penalty (game misconduct) may be determined at the discretion of the referee.

Penalty shots

A penalty shot will be awarded for the following infringements:

- When any player of the defending team, including the goalkeeper, deliberately throws their stick or any part thereof, or any other object at the puck or puck carrier in the defending zone, the referee shall allow the play to be completed and if a goal is not scored, a penalty shot shall be awarded to the attacking team. If a goal is scored, the penalty shot shall not be awarded.
- If a player is fouled from behind while in control of the puck and is denied a scoring opportunity, ie when closing on goal with no other defender besides the goalkeeper defending the goal.
- If a defending player or goalkeeper deliberately displaces the goal frame from its correct position in the last two minutes of the game, or at any time in overtime, with the intention of delaying the game.
- If a goalkeeper deliberately displaces the goal frame from its normal position when an opponent is bearing down upon him/her in control of the puck.
- When any defender, other than the goalkeeper, deliberately falls on, holds or gathers the puck into their body on their team's goal crease.
- If a player other than the goalkeeper uses their hands to pick up the puck from the goal crease.
- If a player illegally enters the game to interfere with an opposing player's unimpeded path to goal.
- If a team deliberately enters too many players on the ice in the final two minutes of the game or at any time in overtime.

Discipline

The Competition Disciplinary Panel will be responsible for taking any decision in respect of reported disciplinary infringements during the period of the tournament. Decisions of the panel are final and cannot be appealed. The panel will exercise this power exclusively in accordance with the following provisions.

Non-field-of-play violation procedures

- After reviewing a request for disciplinary action and any supporting evidence, and on being reasonably satisfied that there is a genuine case to answer, the panel chair will notify the general manager of the team involved in the alleged violation and of the time and the place of the oral hearing to be held. This will be deemed as good notice to the player or team official accused of any misconduct. The respondent(s) (being the player or team official alleged to have committed some act of misconduct, or some omission that in effect amounts to an act of misconduct) and/or the general manager of the relevant team may submit documentary evidence (including statements, videos, etc) to the panel chair prior to the hearing.
- The disciplinary panel will endeavour to hold the hearing as soon as possible and will aim to do so prior to the next game of the team or teams involved. The respondent(s) and/or a representative of the team concerned may attend the hearing and present arguments and relevant evidence, in the discretion of the panel. The hearing will be held in private but the decision in relation to any sanction (and the reasons therefore) will be made public.

Field of play violations procedure

- The panel may be convened by the panel chair on his or her own initiative, at the request of the directorate chair, or at the request of a team in accordance with this section.
- A participating team may submit up to one written request per game for the panel to investigate a single incident which it feels should result in disciplinary action. The request should (i) be made in writing within 90 minutes of the end of the game and (ii) specify the rule or rules violated, the players involved, and the time at which the incident occurred.
- The panel will only consult the official video (where available) in making its decision. Where official video is not available, the panel may request and review personal or team videos.
- The review should be held and decisions made within 24 hours of the end of the game in which the complaint arose and keeping in mind the timing of the affected teams' next game or games. Teams affected should be notified of the decision orally and in writing as soon as possible after a decision has been made.

Sanctions

Sanctions may include the following:

- Caution: in cases of minor infringement, particularly first offences, the panel may issue a caution.
- Suspension: the panel may suspend a respondent for any number of games up to the end of the tournament.
- Disqualification: the panel may disqualify a respondent for the remainder of the tournament.
- Referral: for serious violations where the panel believes a more severe sanction is warranted or where the violation occurred on the last day of the competition, the panel may refer the matter to the sport technical committee for further proceedings in accordance with section 6.2.

Clothing and equipment

The advertising on material and equipment which is worn during the Paralympic Winter Games and other IPC-sanctioned competitions must conform to the IPC manufacturing identification guidelines.

Protective gear

Due to the physical nature of the game, all players are required to wear a helmet with a full cage or mask, as well as neck/throat protector. Players are also encouraged to wear protective padding including shoulder pads, shin guards, elbow pads and large padded gloves. In addition, the goalkeeper wears leg pads, body pads, a helmet with a visor and a catcher glove to protect the athlete from pucks flying up to 100km/h.

Uniforms

The players must wear identical uniforms with the player's name and country of origin printed in large letters across the jersey. The team captain must wear the letter C and the alternate captain must wear the letter A in a conspicuous position on the front of the jersey.

Puck

This is made of vulcanised rubber and must comply with the WPIH regulations regarding logo, trademark and advertising placement. Primarily black in colour, it must be 2.54cm thick, with a diameter of 7.62cm, and weigh 156g to 170g.

Sledge

Sledge frames may be constructed of steel, aluminium, titanium and magnesium. Sledges are at minimum 0.8m in length with a curved front end and one of two different seating systems. The sledge is set on one or two blades, which are usually made of tempered steel and are each 1cm at a maximum thick. The puck must be able to pass underneath the sledge. The height to the bottom of the main frame must be between 8.5cm and 9.5cm above the ice. The length of the maximum two blades may not be less than 16cm or more than 32cm. The sledge bucket (seat) must sit no more than 20cm above the ice and any padding must not exceed 5cm in height. The seat may only protrude 1cm from the back of the frame. Straps and/or adhesive tape may be used to secure a player's feet, ankles, knees and hips to the sledge.

Stick

The word hockey comes from the French word *hocquet*, which means hooked stick. Para ice hockey players use two sticks with a hooked wooden blade at one end (for puck handling and ambidextrous shooting) and a pick at

the other end for propulsion. Each stick has a maximum length of 100cm and is made of wood, carbon, plastic or aluminium. The blade has a maximum length of 32cm from heel to toe. The pick end of the stick must not damage the ice surface or inadvertently puncture or slash other players, so the following rules apply:

Players (Rule 308): The depth of the teeth on the pick-ends shall not extend 4mm. The pick-ends must be fixed to the lower or butt end of the stick and not end in a single sharp point, but have at least six teeth of equal length per stick (three each side minimum) to avoid damaging the ice surface.

Each tooth on a pick shall not be conical or come to a sharp needle-like or piercing point to avoid puncturing type wounds or possible slashes, intentional or accidental. The pick ends may be made of any strong material including steel, and not be longer than 10.2cm (4 inches). The pick-ends shall not extend beyond 1cm. of the end of the solid portion of the stick. The pick end may be bevelled but not extend beyond 1cm at any angle.

Goalkeeper (Rule 401): The goalkeeper's stick may have an additional pick at the base of the blade not exceeding 1cm, set at 90 degrees at the butt end of the stick to facilitate movement back and forth in the goal (i.e. push or pull).



Medallists

메달리스트
SUN 18 MAR 2018

GOLD	SILVER	BRONZE
USA - United States	CAN - Canada	KOR - Republic of Korea
3 DEQUEBEC Ralph	4 DUNN James	7 CHOI Kwang Hyouk
4 ROYBAL Brody	5 HENRY Tyrone	10 CHO Young Jae
5 HANNING JR Billy	6 ARMSTRONG Rob	12 KIM Young Sung
8 WALLACE Jack	8 McGREGOR Tyler	14 JUNG Seung Hwan
9 DODSON Travis	9 SMITH Corbyn	20 JANG Dong Shin
11 CARRON Tyler	10 DELANEY Ben	21 LEE Ju Seung
13 McDERMOTT Luke	11 DIXON Adam	23 LEE Yong Min
15 LANDEROS Nikko	12 WESTLAKE Greg	26 KIM Dea Jung
16 FARMER Declan	14 ARSENAULT Steve	27 CHO Byeong Seok
20 PAGE Adam	18 BRIDGES Billy	28 LEE Jong Kyung
22 GROVE Noah	19 COZZOLINO Dom	31 YU Man Gyun
23 ROMAN Rico	20 SHOLOMICKI Bryan	32 LEE Jae Woong
24 MISIEWICZ Joshua	23 HICKEY Liam	44 LEE Hae Man
27 PAULS Josh	25 GEMMELL James	55 JANG Jong Ho
32 LEE Jen	27 BOWDEN Brad	68 HAN Min Su
34 CASH Steve	30 WATSON Corbin	89 LEE Ji Hoon
88 McKEE Kevin	31 LAROCQUE Dominic	97 CHOI Si Woo



Directorate

팀대표자

As of WED 07 MAR 2018

Function	Name	NPC
Voting Members:		
Chairman:	HAMAJ Peter	SVK - Slovakia
Member:	BRENNAN Dan	USA - United States of America
	BULLOCK Shawn	CAN - Canada
	CHO Yong Jun	KOR - Republic of Korea
	JACOBSEN Lise	NOR - Norway
	KASPERI Allan	SWE - Sweden
	KOYAMA Sachiko	JPN - Japan
	KRAKOVICOVA Jaroslava	CZE - Czech Republic
POCOG:	MUHR Carlo	ITA - Italy
	CHAE Jisuk	KOR - Republic of Korea
Non-voting Members:		
Technical Delegate:	KARLSSON Lars George	SWE - Sweden
Assistant Technical Delegate:	VAN BEMMEL Mia	CAN - Canada
Sport Manager:	KOHOUTOVA Barbora	CZE - Czech Republic
Officials Supervisor:	BOESE Paul	CAN - Canada
	HANSSON Joel	SWE - Sweden
Video Goal Judge:	LAHTI Jere	FIN - Finland

Note:
Directorate data may be updated until start of competition.



Competition Officials

경기임원

As of SUN 11 MAR 2018

Function	Name	Organisation
On-Ice Officials:		
Referee:	LUTCKE Owe	NOR - Norway
	MORRISON Johnathan	USA - United States of America
	NIKOLIC Kristijan	AUT - Austria
	WEBINGER Kevin	CAN - Canada
	YAMAGUCHI Sotaro	JPN - Japan
Linesman:	CHAE Young-jin	KOR - Republic of Korea
	CLARK Matt	CAN - Canada
	FERGENBAUM Matthew	CAN - Canada
	HAN Youl	KOR - Republic of Korea
	LUNDEN Andreas	SWE - Sweden
	NOTHEGGER David	AUT - Austria
	VANEK Jan	CZE - Czech Republic
WESLEY Leon	CZE - Czech Republic	
Off-Ice Officials:		
Game Timekeeper:	CHO Minhee	KOR - Republic of Korea
	RHEE Narae	KOR - Republic of Korea
	SEO Eunbi	KOR - Republic of Korea
Official Scorekeeper:	LEE Yeonjoo	KOR - Republic of Korea
	UHM Saejin	KOR - Republic of Korea
Penalty Box Assistant:	HONG Hyunkuk	KOR - Republic of Korea
	KIM Nosoo	KOR - Republic of Korea
	KWON Youngtaek	KOR - Republic of Korea
	PARK Junsu	KOR - Republic of Korea

Note:
Officials data may be updated until start of competition.



Team Roster

팀 명단

As of THU 8 MAR 2018

Initial Registration 8 MAR 2018

CAN - Canada

No.	Name	Pos.	Gender	Date of Birth	Club	Registration*
4	DUNN James	F	M	12 NOV 2000	Canadian National Team, (CAN)	
5	HENRY Tyrone	D	M	21 OCT 1993	Canadian National Team, (CAN)	
6	ARMSTRONG Rob	D	M	12 SEP 1996	Canadian National Team, (CAN)	
8	McGREGOR Tyler	F	M	11 MAR 1994	Canadian National Team, (CAN)	
9	SMITH Corbyn	F	M	5 AUG 1998	Canadian National Team, (CAN)	
10	DELANEY Ben	F	M	23 AUG 1996	Canadian National Team, (CAN)	
11	DIXON Adam	D	M	13 AUG 1989	Canadian National Team, (CAN)	
12	WESTLAKE Greg	F	M	12 JUN 1986	Canadian National Team, (CAN)	
14	ARSENAULT Steve	D	M	6 SEP 1988	Canadian National Team, (CAN)	
18	BRIDGES Billy	F	M	22 MAR 1984	Canadian National Team, (CAN)	
19	COZZOLINO Dom	F	M	23 AUG 1994	Canadian National Team, (CAN)	
20	SHOLOMICKI Bryan	F	M	8 FEB 1981	Canadian National Team, (CAN)	
23	HICKEY Liam	F	M	25 MAR 1998	Canadian National Team, (CAN)	
25	GEMMELL James	D	M	26 APR 1980	Canadian National Team, (CAN)	
27	BOWDEN Brad	D	M	26 MAY 1983	Canadian National Team, (CAN)	
30	WATSON Corbin	GK	M	6 JAN 1987	Canadian National Team, (CAN)	
31	LAROCQUE Dominic	GK	M	30 JUL 1987	Canadian National Team, (CAN)	

Average Age: 27

Total: 15 players and 2 goalkeepers

Team Officials:

Function	Name	Citizenship	Date of Birth
Team Head Coach:	BABEY Ken	CAN	24 OCT 1954
Team Assistant Coach:	PIERCE Luke	CAN	18 AUG 1983
Team Doctor:	BRADLEY Lindsay	CAN	16 JUN 1984
Team Physiotherapist:	SAWCHUK James	CAN	14 MAY 1983
Team Equipment Manager:	SMOOK Blair	CAN	25 JUN 1987
Team Staff:	STARKMAN Marshall	CAN	17 MAR 1970

Note:

* Registration date of single players is only shown when different from Initial Registration date

Legend:

D Defence **F** Forward **GK** Goalkeeper **M** Male
No. Jersey number **Pos.** Position



Team Roster

팀 명단

As of THU 8 MAR 2018

Initial Registration 8 MAR 2018

CZE - Czech Republic

No.	Name	Pos.	Gender	Date of Birth	Club	Registration*
1	KUDELA Martin	GK	M	14 JUL 1997	HC Studenka, (CZE)	
6	VAPENKA Michal	GK	M	18 AUG 1973	HC Sparta Praha, (CZE)	
7	MOTYCKA David	F	M	24 JAN 1987	SHK Mustangove Pardubice, (CZE)	
11	WAGNER Karel	D	M	8 JAN 1998	SKV Sharks Karlovy Vary, (CZE)	
15	NOVAK Martin	F	M	7 MAY 1974	HC Olomouc, (CZE)	
24	SAFRANEK Zdenek	F	M	21 FEB 1982	SHK Lapp Zlin, (CZE)	
26	KLIMA Zdenek	F	M	21 JAN 1974	HC Ceske Budejovice, (CZE)	
29	KUBES Pavel	D	M	25 NOV 1983	SHK Mustangove Pardubice, (CZE)	
65	HRBEK Miroslav	D	M	26 FEB 1965	SKV Sharks Karlovy Vary, (CZE)	
67	DOLEZAL Pavel	D	M	23 JAN 1994	SHK Mustangove Pardubice, (CZE)	
74	GEIER Michal	F	M	7 APR 1986	SKV Sharks Karlovy Vary, (CZE)	
75	RAUL Jiri	D	M	10 OCT 1977	HC Sparta Praha, (CZE)	
77	PALAT David	F	M	17 MAY 1984	SHK Lapp Zlin, (CZE)	
82	HABL Zdenek	F	M	17 APR 1982	SHK Lapp Zlin, (CZE)	
96	KRUPICKA Zdenek	F	M	22 FEB 1980	HC Sparta Praha, (CZE)	

Average Age: 35

Total: 13 players and 2 goalkeepers

Team Officials:

Function	Name	Citizenship	Date of Birth
Team Head Coach:	BRIZA Jiri	CZE	15 JAN 1976
Team Assistant Coach:	KATAUER Jan	CZE	8 OCT 1989
Team Assistant Coach:	NOVOTNY Jakub	CZE	19 MAY 1993
Team Physiotherapist:	HABARA Jan	CZE	4 DEC 1989
Team Physiotherapist:	DOBESOVA Michaela	CZE	12 APR 1991
Team Equipment Manager:	STRANSKY Petr	CZE	16 SEP 1973

Note:

* Registration date of single players is only shown when different from Initial Registration date

Legend:

D Defence **F** Forward **GK** Goalkeeper **M** Male
No. Jersey number **Pos.** Position



Team Roster

팀 명단

As of THU 8 MAR 2018

Initial Registration 8 MAR 2018

ITA - Italy

No.	Name	Pos.	Gender	Date of Birth	Club	Registration*
1	STILLITANO Santino	GK	M	26 JUN 1969	POLHA Varese, (ITA)	
3	ROSA Gianluigi	D	M	27 JUN 1987	G.S. Disabili Alto Adige, (ITA)	
5	PLANKER Florian	D	M	8 FEB 1977	G.S. Disabili Alto Adige, (ITA)	
6	CAVALIERE Gian Luca	D	M	11 JUN 1971	G.S. Disabili Alto Adige, (ITA)	
7	WINKLER Werner	F	M	18 SEP 1968	G.S. Disabili Alto Adige, (ITA)	
8	RADICE Roberto	F	M	27 AUG 1981	POLHA Varese, (ITA)	
9	KALEGARIS Sandro	F	M	9 JUL 1990	POLHA Varese, (ITA)	
10	KAFMANN Stephan	F	M	11 MAY 1986	G.S. Disabili Alto Adige, (ITA)	
11	LARCH Nils	F	M	26 MAY 1997	G.S. Disabili Alto Adige, (ITA)	
14	BALOSSETTI Bruno	D	M	14 JUN 1973	POLHA Varese, (ITA)	
15	ARAUDO Gabriele	GK	M	5 AUG 1974	Sportdipiù Torino, (ITA)	
18	MACRI Andrea	D	M	26 MAY 1991	Sportdipiù Torino, (ITA)	
26	ANTOCHI Eusebiu	F	M	22 AUG 1991	Sportdipiù Torino, (ITA)	
27	ANDREONI Alessandro	F	M	27 FEB 1997	POLHA Varese, (ITA)	
62	DEPAOLI Christoph	F	M	2 DEC 1997	G.S. Disabili Alto Adige, (ITA)	
68	CORVINO Valerio	F	M	15 NOV 1975	Sportdipiù Torino, (ITA)	
73	LEPERDI Greg	F	M	24 JUN 1973	Sportdipiù Torino, (ITA)	

Average Age: 35

Total: 15 players and 2 goalkeepers

Team Officials:

Function	Name	Citizenship	Date of Birth
Team General Manager:	CHIAROTTI Andrea	ITA	5 DEC 1966
Team Head Coach:	da RIN Massimo	ITA	2 DEC 1960
Team Assistant Coach:	BIANCHI Mirko	ITA	11 OCT 1988
Team Assistant Coach:	MUHR Carlo	ITA	26 OCT 1985
Team Doctor:	TONIOLO Giovanni	ITA	23 JUN 1951
Team Equipment Manager:	MARCHIORATO Roberto	ITA	14 MAY 1945

Note:

* Registration date of single players is only shown when different from Initial Registration date

Legend:

D Defence **F** Forward **GK** Goalkeeper **M** Male
No. Jersey number **Pos.** Position



Team Roster

팀 명단

As of THU 8 MAR 2018

Initial Registration 8 MAR 2018

JPN - Japan

No.	Name	Pos.	Gender	Date of Birth	Club	Registration*
7	HORIE Wataru	F	M	25 MAY 1979	Nagano Thunderbirds, (JPN)	
13	YOSHIKAWA Mamoru	F	M	18 FEB 1970	Nagano Thunderbirds, (JPN)	
16	SHIBA Taimei	F	M	22 OCT 1971	Tokyo Ice Burns, (JPN)	
18	NAKAMURA Toshiyuki	D	M	8 MAR 1969	Hokkaido Bears, (JPN)	
21	FUKUSHIMA Shinobu	GK	M	14 DEC 1956	Nagano Thunderbirds, (JPN)	
24	SUDO Satoru	D	M	23 OCT 1970	Hokkaido Bears, (JPN)	
25	MISAWA Eiji	D	M	22 FEB 1973	Tokyo Ice Burns, (JPN)	
27	ANNAKA Mikio	F	M	15 AUG 1971	Tokyo Ice Burns, (JPN)	
30	MOCHIZUKI Kazuya	GK	M	4 MAY 1981	Nagano Thunderbirds, (JPN)	
32	UEHARA Daisuke	D	M	27 DEC 1981	Nagano Thunderbirds, (JPN)	
33	ISHII Hideaki	D	M	17 SEP 1977	Tokyo Ice Burns, (JPN)	
36	HIROSE Susumu	F	M	23 DEC 1971	Hokkaido Bears, (JPN)	
40	SHIOYA Yoshihiro	F	M	19 JAN 1989	Nagano Thunderbirds, (JPN)	
55	TAKAHASHI Kazuhiro	F	M	4 DEC 1978	Tokyo Ice Burns, (JPN)	
70	KODAMA Nao	F	M	27 DEC 1986	Tokyo Ice Burns, (JPN)	
79	NAGUMO Keisuke	F	M	5 SEP 1985	Tokyo Ice Burns, (JPN)	
96	KUMAGAI Masaharu	F	M	6 FEB 1975	Nagano Thunderbirds, (JPN)	

Average Age: 42

Total: 15 players and 2 goalkeepers

Team Officials:

Function	Name	Citizenship	Date of Birth
Team General Manager:	KOYAMA Sachiko	JPN	22 NOV 1959
Team Head Coach:	NAKAKITA Kojin	JPN	28 SEP 1963
Team Assistant Coach:	NOBUTA Kenji	JPN	14 DEC 1960
Team Doctor:	KATO Mitsuro	JPN	31 AUG 1958
Team Physiotherapist:	AKAHANE Katsushi	JPN	6 DEC 1965
Team Equipment Manager:	TANAKA Junji	JPN	1 JAN 1973

Note:

* Registration date of single players is only shown when different from Initial Registration date

Legend:

D Defence **F** Forward **GK** Goalkeeper **M** Male
No. Jersey number **Pos.** Position

Team Roster

팀 명단

As of THU 8 MAR 2018

Initial Registration 8 MAR 2018

KOR - Republic of Korea

No.	Name	Pos.	Gender	Date of Birth	Club	Registration*
7	CHOI Kwang Hyouk	F	M	15 MAR 1987	Gangwon Province, (KOR)	
10	CHO Young Jae	D	M	10 JAN 1985	Gangwon Province, (KOR)	
12	KIM Young Sung	D	M	1 MAY 1983	Gangwon Province, (KOR)	
14	JUNG Seung Hwan	F	M	9 JAN 1986	Gangwon Province, (KOR)	
20	JANG Dong Shin	D	M	10 JAN 1976	Gangwon Province, (KOR)	
21	LEE Ju Seung	F	M	13 DEC 1990	Gangwon Province, (KOR)	
23	LEE Yong Min	F	M	20 DEC 1974	Goyang Ice Warriors, (KOR)	
26	KIM Dea Jung	F	M	7 JUL 1970	Busan Marina, (KOR)	
27	CHO Byeong Seok	F	M	6 JUN 1985	Gangwon Province, (KOR)	
28	LEE Jong Kyung	F	M	28 OCT 1973	Gangwon Province, (KOR)	
31	YU Man Gyun	GK	M	3 APR 1974	Gangwon Province, (KOR)	
32	LEE Jae Woong	GK	M	17 MAR 1996	Gangwon Province, (KOR)	
44	LEE Hae Man	D	M	20 FEB 1972	Seoul Yeonse Eagles, (KOR)	
55	JANG Jong Ho	F	M	29 MAR 1984	Gangwon Province, (KOR)	
68	HAN Min Su	D	M	3 JUN 1970	Gangwon Province, (KOR)	
89	LEE Ji Hoon	D	M	9 APR 1989	Seoul Yeonse Eagles, (KOR)	
97	CHOI Si Woo	F	M	12 NOV 1996	Gangwon Province, (KOR)	

Average Age: 36

Total: 15 players and 2 goalkeepers

Team Officials:

Function	Name	Citizenship	Date of Birth
Team Head Coach:	SEO Kwang Suk	KOR	5 AUG 1977
Team Assistant Coach:	KIM Jung Ho	KOR	12 DEC 1984
Team Assistant Coach:	KIM Tae Ho	KOR	18 APR 1983
Team Assistant Coach:	KWON Jae Sung	KOR	22 MAY 1979
Team Physiotherapist:	JO Young Jin	KOR	28 OCT 1980
Team Equipment Manager:	CHOI Young Chul	KOR	29 MAY 1971

Note:

* Registration date of single players is only shown when different from Initial Registration date

Legend:

D Defence **F** Forward **GK** Goalkeeper **M** Male
No. Jersey number **Pos.** Position



Team Roster

팀 명단

As of THU 8 MAR 2018

Initial Registration 8 MAR 2018

NOR - Norway

No.	Name	Pos.	Gender	Date of Birth	Club	Registration*
3	PEDERSEN Rolf Einar	D	M	4 NOV 1969	VIF Para Ishockey, (NOR)	
7	HAGEN Eskil	D	M	13 JUN 1970	VIF Para Ishockey, (NOR)	
9	VAERNES Morten	F	M	6 DEC 1981	VIF Para Ishockey, (NOR)	
10	RIVERA Tor Joakim	F	M	6 MAY 1983	IL Kraakene Kjelkehockey, (NOR)	
12	BOGLE Magnus	F	M	27 NOV 1995	IL Kraakene Kjelkehockey, (NOR)	
15	SORHEIM Emil	F	M	29 JUL 1997	Rosenborg Kjelkehockey, (NOR)	
16	NORDSTOGA Knut Andre	D	M	18 FEB 1983	VIF Para Ishockey, (NOR)	
17	SOLBERG Loyd R	F	M	25 JUL 1987	VIF Para Ishockey, (NOR)	
18	HAMAR Kjell Christian	GK	M	23 JAN 1985	VIF Para Ishockey, (NOR)	
19	DENG Kissinger	GK	M	31 MAY 1979	VIF Para Ishockey, (NOR)	
20	HAMRE Martin	F	M	14 OCT 1988	VIF Para Ishockey, (NOR)	
22	BAKKE Audun	F	M	5 NOV 1988	VIF Para Ishockey, (NOR)	
23	KLAKEGG Jan Roger	D	M	7 APR 1984	Bergen Kjelkehockeyklubb, (NOR)	
24	AVDAL Thommas	D	M	30 AUG 1993	VIF Para Ishockey, (NOR)	
27	VATNE Emil	F	M	22 FEB 2000	Naerbo IL, (NOR)	
29	SCHROEDER Lena	F	F	1 MAY 1993	VIF Para Ishockey, (NOR)	
71	OISETH Ola	F	M	7 JAN 1999	Rosenborg Kjelkehockey, (NOR)	
77	AANEKRE Torstein	F	M	17 JUL 1986	Mjosa Pikes, (NOR)	

Average Age: 31

Total: 16 players and 2 goalkeepers

Team Officials:

Function	Name	Citizenship	Date of Birth
Team General Manager:	JACOBSEN Lise	NOR	16 JUN 1961
Team Head Coach:	HEGDE Espen	NOR	5 FEB 1986
Team Assistant Coach:	DAHLSTROM Ole-Eskild	NOR	4 MAR 1970
Team Equipment Manager:	JOHANSSON Thony	SWE	26 MAY 1963
Team Video Coach:	HOEL Johan Andreas	NOR	9 JUN 1994
Team Staff:	PEDERSEN Kay	NOR	13 SEP 1959

Note:

* Registration date of single players is only shown when different from Initial Registration date

Legend:

D Defence **F** Female / Forward **GK** Goalkeeper **M** Male
No. Jersey number **Pos.** Position



Team Roster

팀 명단

As of THU 8 MAR 2018

Initial Registration 8 MAR 2018

SWE - Sweden

No.	Name	Pos.	Gender	Date of Birth	Club	Registration*
3	INGVARSSON Niklas	D	M	3 JUN 1978	FIFH Malmo, (SWE)	
5	NILSSON Ulf	GK	M	22 MAY 1964	FIFH Malmo, (SWE)	
6	NILSSON Peter	D	M	18 AUG 1993	Linden Hockey, (SWE)	
7	KARLSSON Goran	F	M	10 JUL 1963	Linden Hockey, (SWE)	
8	KASPERI Per	F	M	20 MAY 1993	Nacka HI, (SWE)	
9	MAGNEVILL Martin	F	M	20 DEC 1990	Nacka HI, (SWE)	
10	MENG Robin	F	M	1 JUL 1990	Linden Hockey, (SWE)	
11	LUNDGREN Rasmus	D	M	13 AUG 1991	FIFH Malmo, (SWE)	
14	JONSSON Kenth	F	M	14 MAR 1964	Nacka HI, (SWE)	
15	HEDBERG Christian	F	M	30 SEP 1981	Hedemora SK, (SWE)	
17	CEDERSTAM Daniel	F	M	3 MAR 1976	Nacka HI, (SWE)	
18	OJALA Peter	F	M	27 OCT 1968	Nacka HI, (SWE)	
19	WISTRAND Anders	D	M	7 APR 1983	Nacka HI, (SWE)	
20	RAKOS Niklas	F	M	24 SEP 1986	Nacka HI, (SWE)	
21	HOLM Marcus	D	M	5 DEC 1973	HIF Kamparna, (SWE)	
84	NEJMAN Andreas	GK	M	3 FEB 1984	Hedemora SK, (SWE)	
93	GYLLSTEN Maximilian	F	M	15 APR 1993	FIFH Malmo, (SWE)	

Average Age: 37

Total: 15 players and 2 goalkeepers

Team Officials:

Function	Name	Citizenship	Date of Birth
Team General Manager:	KASPERI Allan	SWE	17 JUL 1957
Team Head Coach:	VIKSTROEM Erik	SWE	9 MAR 1981
Team Assistant Coach:	LAHTINEN Timo	FIN	24 MAY 1947
Team Equipment Manager:	SETTERBERG Benny	SWE	30 JUN 1961
Team Staff:	NILSSON Hampus	SWE	30 NOV 1995

Note:

* Registration date of single players is only shown when different from Initial Registration date

Legend:

D Defence **F** Forward **GK** Goalkeeper **M** Male
No. Jersey number **Pos.** Position



Team Roster

팀 명단

As of THU 8 MAR 2018

Initial Registration 8 MAR 2018

USA - United States

No.	Name	Pos.	Gender	Date of Birth	Club	Registration*
3	DEQUEBEC Ralph	D	M	24 MAR 1983	Colorado Avalanche, (USA)	
4	ROYBAL Brody	F	M	24 MAY 1998	Chicago Blackhawks, (USA)	
5	HANNING JR Billy	D	M	18 APR 1985	DASA St. Louis Blues, (USA)	
8	WALLACE Jack	F	M	24 JUN 1998	NJ Freeze, (USA)	
9	DODSON Travis	F	M	14 OCT 1985	Chicago Blackhawks, (USA)	
11	CARRON Tyler	D	M	11 MAY 1989	Colorado Avalanche, (USA)	
13	McDERMOTT Luke	F	M	1 SEP 1987	Buffalo Sabres, (USA)	
15	LANDEROS Nikko	D	M	28 APR 1989	Colorado Avalanche, (USA)	
16	FARMER Declan	F	M	5 NOV 1997	Tampa Bay Lightning, (USA)	
20	PAGE Adam	F	M	10 MAR 1992	Buffalo Sabres, (USA)	
22	GROVE Noah	F	M	1 MAY 1999	USA Warriors, (USA)	
23	ROMAN Rico	F	M	4 FEB 1981	Colorado Avalanche, (USA)	
24	MISIEWICZ Joshua	F	M	25 JUN 1988	Chicago Blackhawks, (USA)	
27	PAULS Josh	D	M	31 DEC 1992	DASA St. Louis Blues, (USA)	
32	LEE Jen	GK	M	26 JUL 1986	Chicago Blackhawks, (USA)	
34	CASH Steve	GK	M	9 MAY 1989	DASA St. Louis Blues, (USA)	
88	McKEE Kevin	F	M	11 FEB 1990	Chicago Blackhawks, (USA)	

Average Age: 27

Total: 15 players and 2 goalkeepers

Team Officials:

Function	Name	Citizenship	Date of Birth
Team Leader:	BRENNAN Dan	USA	14 AUG 1963
Team Head Coach:	GOSSELIN Guy	USA	6 JAN 1964
Team Assistant Coach:	HOFF David	USA	22 OCT 1967
Team Doctor:	UIHLEIN Michael	USA	12 NOV 1969
Team Physiotherapist:	CORTESE Mike	USA	7 AUG 1962
Team Equipment Manager:	ALDRICH Scott	USA	14 OCT 1970

Note:

* Registration date of single players is only shown when different from Initial Registration date

Legend:

D Defence **F** Forward **GK** Goalkeeper **M** Male
No. Jersey number **Pos.** Position



Competition Schedule

경기 일정

As of THU 15 MAR 2018

Date	Start Time	Game	Location
SAT 10 MAR	12:00	Preliminary Round - Group A, Game 1 NOR vs ITA	Gangneung Hockey Centre
	15:30	Preliminary Round - Group B, Game 2 KOR vs JPN	Gangneung Hockey Centre
	19:00	Preliminary Round - Group A, Game 3 CAN vs SWE	Gangneung Hockey Centre
SUN 11 MAR	12:00	Preliminary Round - Group B, Game 4 USA vs JPN	Gangneung Hockey Centre
	15:30	Preliminary Round - Group B, Game 5 KOR vs CZE	Gangneung Hockey Centre
	19:00	Preliminary Round - Group A, Game 6 CAN vs ITA	Gangneung Hockey Centre
MON 12 MAR	12:00	Preliminary Round - Group B, Game 7 USA vs CZE	Gangneung Hockey Centre
	15:30	Preliminary Round - Group A, Game 8 CAN vs NOR	Gangneung Hockey Centre
	19:00	Preliminary Round - Group A, Game 9 ITA vs SWE	Gangneung Hockey Centre
TUE 13 MAR	12:00	Preliminary Round - Group B, Game 10 USA vs KOR	Gangneung Hockey Centre
	15:30	Preliminary Round - Group A, Game 11 NOR vs SWE	Gangneung Hockey Centre
	19:00	Preliminary Round - Group B, Game 12 CZE vs JPN	Gangneung Hockey Centre
WED 14 MAR	16:00	Classification Games (5-8), Game 13 CZE vs SWE	Gangneung Hockey Centre
	20:00	Classification Games (5-8), Game 14 NOR vs JPN	Gangneung Hockey Centre
THU 15 MAR	12:00	Semifinals, Game 15 CAN vs KOR	Gangneung Hockey Centre
	20:00	Semifinals, Game 16 USA vs ITA	Gangneung Hockey Centre
FRI 16 MAR	16:00	Classification Games (7-8), Game 17 JPN vs SWE	Gangneung Hockey Centre
	20:00	Classification Games (5-6), Game 18 NOR vs CZE	Gangneung Hockey Centre
SAT 17 MAR	12:00	Bronze Medal Game - Game 19 KOR vs ITA	Gangneung Hockey Centre
SUN 18 MAR	12:00	Gold Medal Game - Game 20 CAN vs USA	Gangneung Hockey Centre

Tournament Progress

토너먼트 진행상황
As of TUE 13 MAR 2018

Game	Group	Date	Time	Teams	Results	1	2	3	OT	PSS	Venue
1	A	SAT 10 MAR	12:00	NOR - ITA	2 - 3	0 - 0	1 - 1	1 - 1	0 - 0	0 - 1	Gangneung Hockey Centre
2	B	SAT 10 MAR	15:30	KOR - JPN	4 - 1	0 - 0	1 - 0	3 - 1			Gangneung Hockey Centre
3	A	SAT 10 MAR	19:00	CAN - SWE	17 - 0	7 - 0	5 - 0	5 - 0			Gangneung Hockey Centre
4	B	SUN 11 MAR	12:00	USA - JPN	10 - 0	3 - 0	6 - 0	1 - 0			Gangneung Hockey Centre
5	B	SUN 11 MAR	15:30	KOR - CZE	3 - 2	0 - 0	1 - 0	1 - 2	1 - 0		Gangneung Hockey Centre
6	A	SUN 11 MAR	19:00	CAN - ITA	10 - 0	3 - 0	4 - 0	3 - 0			Gangneung Hockey Centre
7	B	MON 12 MAR	12:00	USA - CZE	10 - 0	3 - 0	7 - 0	0 - 0			Gangneung Hockey Centre
8	A	MON 12 MAR	15:30	CAN - NOR	8 - 0	2 - 0	3 - 0	3 - 0			Gangneung Hockey Centre
9	A	MON 12 MAR	19:00	ITA - SWE	2 - 0	1 - 0	0 - 0	1 - 0			Gangneung Hockey Centre
10	B	TUE 13 MAR	12:00	USA - KOR	8 - 0	6 - 0	0 - 0	2 - 0			Gangneung Hockey Centre
11	A	TUE 13 MAR	15:30	NOR - SWE	3 - 1	1 - 0	1 - 0	1 - 1			Gangneung Hockey Centre
12	B	TUE 13 MAR	19:00	CZE - JPN	3 - 0	0 - 0	1 - 0	2 - 0			Gangneung Hockey Centre

Group A

Rank (GR)	Team	GP	W	OTW	OTL	L	GDF	GF:GA	PTS
1	CAN	3	3	0	0	0	+35	35 : 0	9
2	ITA	3	1	1	0	1	-7	5 : 12	5
3	NOR	3	1	0	1	1	-7	5 : 12	4
4	SWE	3	0	0	0	3	-21	1 : 22	0

Group B

Rank (GR)	Team	GP	W	OTW	OTL	L	GDF	GF:GA	PTS
1	USA	3	3	0	0	0	+28	28 : 0	9
2	KOR	3	1	1	0	1	-4	7 : 11	5
3	CZE	3	1	0	1	1	-8	5 : 13	4
4	JPN	3	0	0	0	3	-16	1 : 17	0

Note:

Rank within each group (GR) is based on points. For tie-break rules see 'Competition Format and Rules'.

Legend:

1	1st period	2	2nd period	3	3rd period	GA	Goals against	GDF	Goal difference
GF	Goals for	GP	Games played	GR	Group rank	L	Losses	OT	Overtime
OTL	Overtime loss	OTW	Overtime win	PSS	Penalty shot shootout	PTS	Points	W	Wins



Line-ups

라인업

NOR - ITA

Referee

WEBINGER Kevin (CAN)

Linesmen

CHAE Young-Jin (KOR) , NOTHEGGER David (AUT)

Goalkeepers

Team: NOR

No.	Name	Gen
18	HAMAR Kjell Christian	M
19	DENG Kissinger	M

Team: ITA

No.	Name	Gen
15	ARAUDO Gabriele	M
1	STILLITANO Santino	M

Team Line-ups

Team: NOR (red)

No.	Pos.	Name	Gen
3	D	PEDERSEN Rolf Einar	M
16	D	NORDSTOGA Knut Andre +A	M
9	F	VAERNES Morten +A	M
17	F	SOLBERG Loyd R +C	M
22	F	BAKKE Audun	M
23	D	KLAKEGG Jan Roger	M
24	D	AVDAL Thommas	M
12	F	BOGLE Magnus	M
20	F	HAMRE Martin	M
71	F	OISETH Ola	M
10	F	RIVERA Tor Joakim	M
15	F	SORHEIM Emil	M
27	F	VATNE Emil	M

Head Coach: HEGDE Espen

NOT DRESSED:

7	D	HAGEN Eskil	M
29	F	SCHROEDER Lena	F
77	F	AANEKRE Torstein	M

Team: ITA (white)

No.	Pos.	Name	Gen
5	D	PLANKER Florian +A	M
18	D	MACRI Andrea	M
9	F	KALEGARIS Sandro	M
10	F	KAFMANN Stephan	M
73	F	LEPERDI Greg +A	M
3	D	ROSA Gianluigi	M
6	D	CAVALIERE Gian Luca +C	M
7	F	WINKLER Werner	M
11	F	LARCH Nils	M
62	F	DEPAOLI Christoph	M
8	F	RADICE Roberto	M
26	F	ANTOCHI Eusebiu	M
68	F	CORVINO Valerio	M

Head Coach: da RIN Massimo

NOT DRESSED:

14	D	BALOSSETTI Bruno	M
27	F	ANDREONI Alessandro	M

Legend:

D	Defence	F	Female / Forward	Gen	Gender	M	Male
No.	Jersey number	Pos.	Position	+A	Assistant captain	+C	Captain



Graphical Line-ups

그래픽 라인업

NOR - ITA

Referee

WEBINGER Kevin (CAN)

Linesmen

CHAE Young-Jin (KOR) , NOTHEGGER David (AUT)

Team: NOR - Norway (red)

Head Coach: HEGDE Espen

S1 18 HAMAR Kjell Christian		
19 DENG Kissinger		
S2 3 PEDERSEN Rolf Einar	S3 16 NORDSTOGA Knut Andre +A	
S4 9 VAERNES Morten +A	S5 17 SOLBERG Loyd R +C	S6 22 BAKKE Audun
23 KLAKEGG Jan Roger		24 AVDAL Thommas
20 HAMRE Martin	71 OISETH Ola	12 BOGLE Magnus
27 VATNE Emil	10 RIVERA Tor Joakim	15 SORHEIM Emil

Team: ITA - Italy (white)

Head Coach: da RIN Massimo

S1 15 ARAUDO Gabriele		
1 STILLITANO Santino		
S3 18 MACRI Andrea	S2 5 PLANKER Florian +A	
S4 9 KALEGARIS Sandro	S6 73 LEPERDI Greg +A	S5 10 KAFMANN Stephan
3 ROSA Gianluigi		6 CAVALIERE Gian Luca +C
7 WINKLER Werner	11 LARCH Nils	62 DEPAOLI Christoph
26 ANTOCHI Eusebiu		8 RADICE Roberto
68 CORVINO Valerio		

Legend:

Sn Starting position **+A** Assistant captain **+C** Captain



Game Summary

경기 요약

NOR - ITA 2 - 3 (0 - 0 , 1 - 1 , 1 - 1 , 0 - 0 , 0 - 1)

Spectators	Referee	Linesmen
5543	WEBINGER Kevin (CAN)	CHAE Young-Jin (KOR) , NOTHEGGER David (AUT)

Team Statistics

Period	Score	SVS	SOG	PIM	TPP	PPG	SHG
1	0 : 0	4 : 3	3 : 4	2 : 0	00:00 : 02:00	0 : 0	0 : 0
2	1 : 1	6 : 1	2 : 7	2 : 2	01:36 : 02:00	1 : 0	0 : 0
3	1 : 1	4 : 4	5 : 5	2 : 2	00:45 : 00:45	0 : 0	0 : 0
OT	0 : 0	1 : 2	2 : 1	0 : 0	00:00 : 00:00	0 : 0	0 : 0
PSS	0 : 1	0 : 0	0 : 1	0 : 0	00:00 : 00:00	0 : 0	0 : 0
Total	2 : 3	15 : 10	12 : 18	6 : 4	02:21 : 04:45	1 : 0	0 : 0

1st Period

Action	Time	ET/Res	Team	Type	No.	Name	(G) Name of Assistant(s) / Action Description
GK	00:00		NOR		18	HAMAR KC	- Goalkeeper in
GK	00:00		ITA		15	ARAUDO G	- Goalkeeper in
Penalty	12:54	14:54	NOR	2 min.	24	AVDAL T	- Holding an opponent

2nd Period

Action	Time	ET/Res	Team	Type	No.	Name	(G) Name of Assistant(s) / Action Description
Goal	16:02	0 : 1	ITA	EQ	9	KALEGARIS S	(1) 73 LEPERDI G On Ice NOR 18 3 9 16 17 22 ITA 15 5 9 10 18 73
Penalty	22:39	24:39	NOR	2 min.	20	HAMRE M	- Charging
Penalty	24:56	26:32	ITA	2 min.	3	ROSA G	- Hooking
Goal	26:32	1 : 1	NOR	PP1	9	VAERNES M	(1) 16 NORDSTOGA KA 20 HAMRE M On Ice NOR 18 9 16 17 20 22 ITA 15 6 18 62 73 *

3rd Period

Action	Time	ET/Res	Team	Type	No.	Name	(G) Name of Assistant(s) / Action Description
Goal	33:19	1 : 2	ITA	EQ	3	ROSA G	(1) 11 LARCH N On Ice NOR 18 3 9 16 17 22 ITA 15 3 6 7 11 62
Penalty	34:49	36:49	ITA	2 min.	18	MACRI A	- Interference
Penalty	35:34	37:34	NOR	2 min.	17	SOLBERG LR	- Holding an opponent
Goal	42:25	2 : 2	NOR	EQ	22	BAKKE A	(1) 16 NORDSTOGA KA 3 PEDERSEN RE On Ice NOR 18 3 9 16 22 71 ITA 15 3 5 9 62 73

Overtime

No game actions in this period

Action	Time	ET/Res	Team	Type	No.	Name	(G) Name of Assistant(s) / Action Description
GK	50:00		NOR				18 HAMAR KC - Goalkeeper out
GK	50:00		ITA				15 ARAUDO G - Goalkeeper out

Penalty Shot Shootout

Action	Time	Result	Team	No.	Name	(G) Action Description
		0 : 0	NOR	17	SOLBERG LR	- Saved by goalie 15 ARAUDO G (ITA) - on goal
		0 : 1	ITA	11	LARCH N	- Scored 18 HAMAR KC (NOR) - on goal
		0 : 0	NOR	27	VATNE E	- Missed (height) 15 ARAUDO G (ITA) - on goal
		0 : 0	ITA	3	ROSA G	- Lost the puck 18 HAMAR KC (NOR) - on goal
		0 : 0	NOR	3	PEDERSEN RE	- Missed (height) 15 ARAUDO G (ITA) - on goal
GWG	50:00	0 : 1	ITA	11	LARCH N	(1)



Goalkeeper Records

Team : NOR - Norway

Team : ITA - Italy

No.	Name	SOG	SVS	MIP
18	HAMAR Kjell Christian	18	15	50:00
19	DENG Kissinger			

No.	Name	SOG	SVS	MIP
15	ARAUDO Gabriele	12	10	50:00
1	STILLITANO Santino			

Game Statistics

Team : NOR (red)

Head Coach : HEGDE Espen											Shots on Goal					Time on Ice								
No.	Pos.	Name	Gen	G	A	P	PIM	FO+	FO-	FO+/-	FO%	1	2	3	OT	TS	+/-	1	2	3	OT	TOT	SHF	AVG
3	D	PEDERSEN Rolf Einar	M	0	1	1	0	0	0	0	0.00	0	0	0	0	0	-1	10:03	9:36	9:08	1:53	30:40	16	1:55
9	F	VAERNES Morten +A	M	1	0	1	0	3	1	2	75.00	0	1	1	0	2	-1	6:14	6:39	5:04	1:33	19:30	14	1:23
16	D	NORDSTOGA Knut Andre +A	M	0	2	2	0	0	0	0	0.00	0	1	0	1	2	-1	8:11	9:30	11:03	3:06	31:50	14	2:16
17	F	SOLBERG Loyd R +C	M	0	0	0	2	3	9	-6	25.00	2	0	1	0	3	-2	9:42	5:59	8:56	1:33	26:10	15	1:44
22	F	BAKKE Audun	M	1	0	1	0	1	1	0	50.00	0	0	2	0	2	-1	9:49	7:22	9:55	3:34	30:40	17	1:48
12	F	BOGLE Magnus	M	0	0	0	0	1	0	1	100.00	0	0	0	0	0	0	5:11	7:36	6:04	1:24	20:15	16	1:15
20	F	HAMRE Martin	M	0	1	1	2	0	0	0	0.00	0	0	0	0	0	0	6:44	8:28	6:52	1:46	23:50	14	1:42
23	D	KLAKEGG Jan Roger	M	0	0	0	0	0	0	0	0.00	1	0	0	1	2	0	6:34	7:21	7:59	3:26	25:20	15	1:41
24	D	AVDAL Thommas	M	0	0	0	2	0	0	0	0.00	0	0	0	0	0	0	5:15	1:55	1:53	0:00	9:03	8	1:07
71	F	OISETH Ola	M	0	0	0	0	8	7	1	53.33	0	0	1	0	1	+1	5:13	8:23	6:03	1:39	21:18	15	1:25
10	F	RIVERA Tor Joakim	M	0	0	0	0	0	0	0	0.00	0	0	0	0	0	0	0:00	0:00	0:00	0:00	0:00	0	0:00
15	F	SORHEIM Emil	M	0	0	0	0	0	0	0	0.00	0	0	0	0	0	0	0:00	0:00	0:00	0:00	0:00	0	0:00
27	F	VATNE Emil	M	0	0	0	0	0	0	0	0.00	0	0	0	0	0	0	0:00	0:00	0:00	0:00	0:00	0	0:00
18	GK	HAMAR Kjell Christian	M	0	0	0	0					0	0	0	0	0								
19	GK	DENG Kissinger	M	0	0	0	0					0	0	0	0	0								
Total				2	4	6	6	16	18	-2	47.06	3	2	5	2	12								

Team : ITA (white)

Head Coach : da RIN Massimo											Shots on Goal					Time on Ice								
No.	Pos.	Name	Gen	G	A	P	PIM	FO+	FO-	FO+/-	FO%	1	2	3	OT	TS	+/-	1	2	3	OT	TOT	SHF	AVG
5	D	PLANKER Florian +A	M	0	0	0	0	0	2	-2	0.00	0	0	2	0	2	0	9:24	8:02	10:56	1:56	30:18	16	1:53
9	F	KALEGARIS Sandro	M	1	0	1	0	0	0	0	0.00	2	2	0	1	5	0	8:02	7:20	8:41	3:53	27:56	19	1:28
10	F	KAFMANN Stephan	M	0	0	0	0	0	0	0	0.00	0	0	0	0	0	+1	5:56	3:10	3:49	0:00	12:55	10	1:17
18	D	MACRI Andrea	M	0	0	0	2	0	0	0	0.00	0	1	0	0	1	+1	9:05	9:38	8:41	3:03	30:27	17	1:47
73	F	LEPERDI Greg +A	M	0	1	1	0	13	7	6	65.00	0	2	1	0	3	0	8:02	7:31	8:04	3:24	27:01	19	1:25
3	D	ROSA Gianluigi	M	1	0	1	2	0	0	0	0.00	1	1	1	0	3	0	8:00	7:38	7:58	5:00	28:36	15	1:54
6	D	CAVALIERE Gian Luca +C	M	0	0	0	0	0	0	0	0.00	1	0	0	0	1	+1	5:26	6:57	3:58	0:00	16:21	11	1:29
7	F	WINKLER Werner	M	0	0	0	0	0	0	0	0.00	0	0	1	0	1	+1	4:43	6:04	6:52	1:07	18:46	13	1:26
11	F	LARCH Nils	M	1	1	2	0	5	6	-1	45.45	0	0	0	0	1	+1	4:52	7:28	6:56	1:35	20:51	15	1:23
62	F	DEPAOLI Christoph	M	0	0	0	0	0	1	-1	0.00	0	1	0	0	1	0	4:43	7:40	6:31	0:00	18:54	12	1:34
8	F	RADICE Roberto	M	0	0	0	0	0	0	0	0.00	0	0	0	0	0	0	2:13	0:00	0:00	0:00	2:13	2	1:06
26	F	ANTOCHI Eusebiu	M	0	0	0	0	0	0	0	0.00	0	0	0	0	0	0	2:13	0:00	0:00	0:00	2:13	2	1:06
68	F	CORVINO Valerio	M	0	0	0	0	0	0	0	0.00	0	0	0	0	0	0	2:13	1:52	1:03	0:00	5:08	5	1:01
1	GK	STILLITANO Santino	M	0	0	0	0					0	0	0	0	0								
15	GK	ARAUDO Gabriele	M	0	0	0	0					0	0	0	0	0								
Total				3	2	5	4	18	16	2	52.94	4	7	5	1	18								

Group A

R	Team	GP	W	OTW	OTL	L	GDF	GF:GA	PTS
1	ITA	1	0	1	0	0	+1	3 : 2	2
2	NOR	1	0	0	1	0	-1	2 : 3	1
-	CAN	0							
-	SWE	0							

	CAN	ITA	NOR	SWE
CAN	*****	SUN 11 MAR 19:00	MON 12 MAR 15:30	SAT 10 MAR 19:00
ITA	SUN 11 MAR 19:00	*****	3:2	MON 12 MAR 19:00
NOR	MON 12 MAR 15:30	2:3	*****	TUE 13 MAR 15:30
SWE	SAT 10 MAR 19:00	MON 12 MAR 19:00	TUE 13 MAR 15:30	*****



Legend:			
(G)	Goals in tournament	*	does not count for Plus/minus
+C	Captain	A	Assists
EQ	Equal strength	ET/Res	Penalty end time/Result of game
FO%	Face-offs won as percentage	FO+	Face-offs won
GA	Goals against	GDF	Goal difference
GK	Goalkeeper	GP	Games played
M	Male	MIP	Minutes in play (GK)
OTL	Overtime losses	OTW	Overtime wins
Pos.	Position	PP1	Power play - 1 player
PTS	Points	R	Rank
SOG	Shots on goal	SVS	Saves
TS	Total shots	W	Wins
+/-	Plus/minus net	AVG	Average time on ice / shift
F	Forward	FO+/-	Face-offs net
Gen	Gender	GWG	Game winning goal
No.	Jersey number	P	Points
PPG	Power play goals	SHF	Number of shifts
TOT	Total	+A	Assistant captain
		D	Defence
		FO-	Face-offs lost
		G	Goals
		GF	Goals for
		L	Losses
		OT	Overtime
		PIM	Penalties in minutes
		PSS	Penalty shot shootout
		SHG	Shorthanded goals
		TPP	Time on power play



Shot Chart

 슛 차트

NOR - ITA

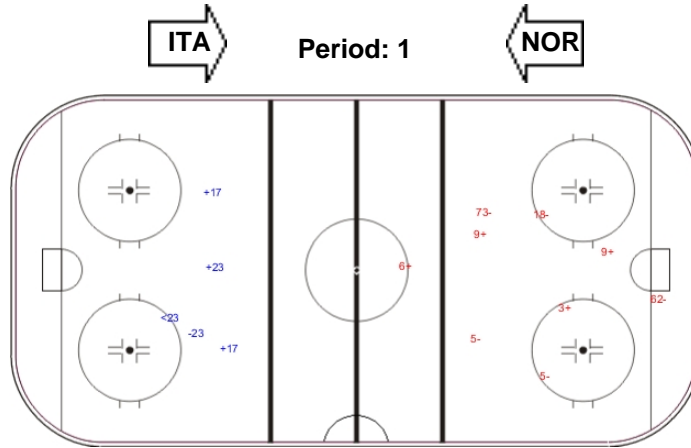
Shots by NOR

Goals (o): 0 SSG (+): 3

 SSP (<): 1 SPG (-): 1



GK 15 of ITA



Shots by ITA

Goals (o): 0 SSG (+): 4

 SSP (>): 0 SPG (-): 5



GK 18 of NOR

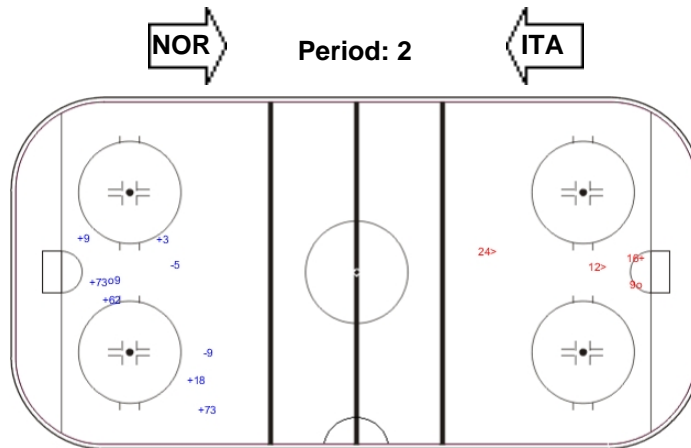
Shots by ITA

Goals (o): 1 SSG (+): 6

 SSP (<): 0 SPG (-): 2



GK 18 of NOR



Shots by NOR

Goals (o): 1 SSG (+): 1

 SSP (>): 2 SPG (-): 0




GK 15 of ITA

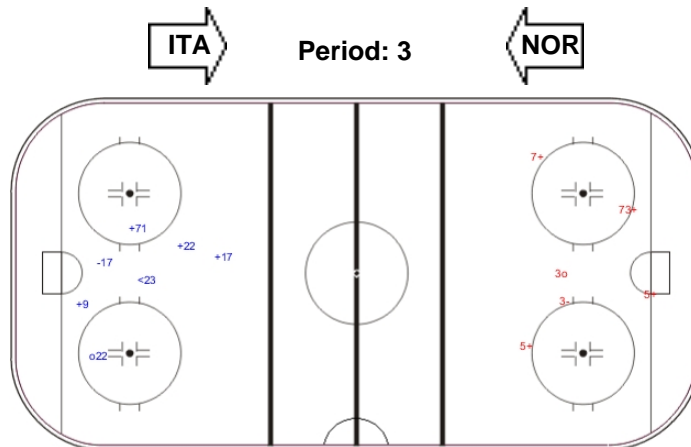
Shots by NOR

Goals (o): 1 SSG (+): 4

 SSP (<): 1 SPG (-): 1




GK 15 of ITA



Shots by ITA

Goals (o): 1 SSG (+): 4

 SSP (>): 0 SPG (-): 1



GK 18 of NOR



Shots by NOR

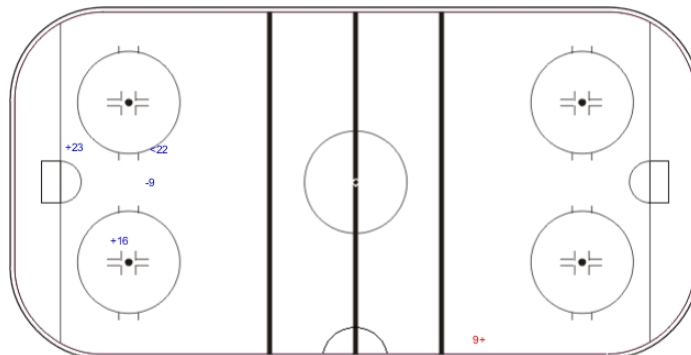
Goals (o): 0 SSG (+): 2
 SSP (<): 1 SPG (-): 1



GK 15 of ITA



Overtime



Shots by ITA

Goals (o): 0 SSG (+): 1
 SSP (>): 0 SPG (-): 0



GK 18 of NOR

Legend:			
GK	Goalkeeper	SPG	Shots past goal
SSG	Shots saved by goalkeeper	SSP	Shots saved by player



Face-off Chart

페이스오프 차트

NOR - ITA

PERIOD 1

	NOR		ITA		NOR		ITA		Total wins all zones	
	Def. zone	Att. zone	Neutral zone	Neutral zone	Att. zone	Def. zone	Att. zone	Def. zone	NOR	ITA
	- 71	+ 73	- 17	+ 73	- 17	+ 73			Total wins all zones	
	- 17	+ 73	+ 71	- 11						
	+ 71	- 5								
Total wins / period	1 / 33%	2 / 67%	1 / 50%	1 / 50%	0 / 0%	1 / 100%			2 / 33%	4 / 67%

PERIOD 2

	NOR		ITA		NOR		ITA		Total wins all zones	
	Def. zone	Att. zone	Neutral zone	Neutral zone	Att. zone	Def. zone	Att. zone	Def. zone	NOR	ITA
	+ 71	- 11	- 17	+ 73	+ 9	- 62			Total wins all zones	
	- 71	+ 11	+ 71	- 11						
	- 9	+ 73	- 71	+ 73						
	- 71	+ 73	+ 71	- 73						
	+ 12	- 5								
	+ 17	- 11								
Total wins / period	3 / 50%	3 / 50%	2 / 50%	2 / 50%	1 / 100%	0 / 0%			6 / 55%	5 / 45%

PERIOD 3

	NOR		ITA		NOR		ITA		Total wins all zones	
	Def. zone	Att. zone	Neutral zone	Neutral zone	Att. zone	Def. zone	Att. zone	Def. zone	NOR	ITA
	+ 17	- 11	- 17	+ 73	- 17	+ 73			Total wins all zones	
	- 71	+ 73	- 71	+ 11	- 17	+ 11				
	+ 9	- 11	+ 17	- 73	+ 9	- 73				
			+ 71	- 73	+ 71	- 73				
			- 17	+ 11	+ 71	- 73				
Total wins / period	2 / 67%	1 / 33%	2 / 40%	3 / 60%	3 / 60%	2 / 40%			7 / 54%	6 / 46%

OVERTIME

	NOR		ITA		NOR		ITA		Total wins all zones	
	Def. zone	Att. zone	Neutral zone	Neutral zone	Att. zone	Def. zone	Att. zone	Def. zone	NOR	ITA
			- 71	+ 73	- 17	+ 11			Total wins all zones	
					- 22	+ 73				
					+ 22	- 73				
Total wins / period			0 / 0%	1 / 100%	1 / 33%	2 / 67%			1 / 25%	3 / 75%

TOTAL



Total wins / game	NOR	ITA	NOR	ITA	NOR	ITA	Total wins all zones	
	Def. zone	Att. zone	Neutral zone		Att. zone	Def. zone	NOR	ITA
	6 / 50%	6 / 50%	5 / 42%	7 / 58%	5 / 50%	5 / 50%	16 / 47%	18 / 53%

HEAD TO HEAD

No.	ITA				Tot	wins NOR	Dz	Nz	Az
	5	11	62	73					
NOR	9	1 - 0	1 - 0	1 - 1	4	3 75%	1 50%		2 100%
	12	1 - 0			1	1 100%	1 100%		
	17	2 - 3		1 - 6	12	3 25%	2 67%	1 20%	0 0%
	22			1 - 1	2	1 50%			1 50%
	71	1 - 0	3 - 2	4 - 5	15	8 53%	2 33%	4 57%	2 100%
	Tot	2	11	1	20	34	16 47%	6 50%	5 42%
wins ITA	0 0%	5 45%	0 0%	13 65%	18 53%				
Dz		2 100%	0 0%	3 43%	5 50%				
Nz		2 50%		5 63%	7 58%				
Az	0 0%	1 20%		5 100%	6 50%				

Legend:
Az Attacking zone **Dz** Defending zone **No.** Jersey number **Nz** Neutral zone **Tot** Total face-offs played



Line-ups

라인업

KOR - JPN

Referee

LUTHCKE Owe (NOR)

Linesmen

CLARK Matt (CAN) , WESLEY Leon (CZE)

Goalkeepers

Team: KOR

No.	Name	Gen
31	YU Man Gyun	M
32	LEE Jae Woong	M

Team: JPN

No.	Name	Gen
21	FUKUSHIMA Shinobu	M
30	MOCHIZUKI Kazuya	M

Team Line-ups

Team: KOR (blue)

No.	Pos.	Name	Gen
10	D	CHO Young Jae	M
68	D	HAN Min Su +C	M
14	F	JUNG Seung Hwan +A	M
27	F	CHO Byeong Seok	M
28	F	LEE Jong Kyung	M
12	D	KIM Young Sung	M
20	D	JANG Dong Shin	M
21	F	LEE Ju Seung	M
23	F	LEE Yong Min	M
55	F	JANG Jong Ho +A	M
44	D	LEE Hae Man	M
89	D	LEE Ji Hoon	M
97	F	CHOI Si Woo	M

Team: JPN (white)

No.	Pos.	Name	Gen
25	D	MISAWA Eiji	M
32	D	UEHARA Daisuke	M
7	F	HORIE Wataru	M
55	F	TAKAHASHI Kazuhiro +A	M
96	F	KUMAGAI Masaharu +A	M
18	D	NAKAMURA Toshiyuki	M
24	D	SUDO Satoru +C	M
13	F	YOSHIKAWA Mamoru	M
27	F	ANNAKA Mikio	M
70	F	KODAMA Nao	M
33	D	ISHII Hideaki	M
16	F	SHIBA Taimei	M
40	F	SHIOYA Yoshihiro	M

Head Coach: SEO Kwang Suk

Head Coach: NAKAKITA Kojin

NOT DRESSED:

7	F	CHOI Kwang Hyouk	M
26	F	KIM Dea Jung	M

NOT DRESSED:

36	F	HIROSE Susumu	M
79	F	NAGUMO Keisuke	M

Legend:

D	Defence	F	Forward	Gen	Gender	M	Male
No.	Jersey number	Pos.	Position	+A	Assistant captain	+C	Captain



Graphical Line-ups

그래픽 라인업

KOR - JPN

Referee
LUTHCKE Owe (NOR)

Linesmen
CLARK Matt (CAN) , WESLEY Leon (CZE)

Team: KOR - Republic of Korea (blue)

Head Coach: SEO Kwang Suk

S1 31 YU Man Gyun		
32 LEE Jae Woong		
S3 68 HAN Min Su +C	S2 10 CHO Young Jae	
S4 14 JUNG Seung Hwan +A	S5 27 CHO Byeong Seok	S6 28 LEE Jong Kyung
20 JANG Dong Shin		12 KIM Young Sung
55 JANG Jong Ho +A	21 LEE Ju Seung	23 LEE Yong Min
44 LEE Hae Man	97 CHOI Si Woo	89 LEE Ji Hoon

Team: JPN - Japan (white)

Head Coach: NAKAKITA Kojin

S1 21 FUKUSHIMA Shinobu		
30 MOCHIZUKI Kazuya		
32 UEHARA Daisuke		S3 25 MISAWA Eiji
96 KUMAGAI Masaharu +A	55 TAKAHASHI Kazuhiro +A	7 HORIE Wataru
S2 24 SUDO Satoru +C	18 NAKAMURA Toshiyuki	
S5 27 ANNAKA Mikio	S4 13 YOSHIKAWA Mamoru	S6 70 KODAMA Nao
33 ISHII Hideaki	16 SHIBA Taimei	40 SHIOYA Yoshihiro

Legend:

Sn Starting position **+A** Assistant captain **+C** Captain



Game Summary

경기 요약

KOR - JPN 4 - 1 (0 - 0, 1 - 0, 3 - 1)

Spectators	Referee	Linesmen
6022	LUTHCKE Owe (NOR)	CLARK Matt (CAN) , WESLEY Leon (CZE)

Team Statistics

Period	Score	SVS	SOG	PIM	TPP	PPG	SHG
1	0 : 0	2 : 4	4 : 2	2 : 4	02:00 : 00:00	0 : 0	0 : 0
2	1 : 0	4 : 12	13 : 4	6 : 6	04:59 : 04:13	1 : 0	0 : 0
3	3 : 1	0 : 4	7 : 1	4 : 4	02:15 : 00:14	1 : 1	0 : 0
Total	4 : 1	6 : 20	24 : 7	12 : 14	09:14 : 04:27	2 : 1	0 : 0

1st Period

Action	Time	ET/Res	Team	Type	No.	Name	(G) Name of Assistant(s) / Action Description
GK	00:00		KOR		31	YU MG	- Goalkeeper in
GK	00:00		JPN		21	FUKUSHIMA S	- Goalkeeper in
Penalty	01:26	03:26	JPN	2 min.	13	YOSHIKAWA M	- Teeing
Penalty	05:19	07:19	JPN	2 min.	55	TAKAHASHI K	- Holding an opponent
Penalty	05:19	07:19	KOR	2 min.	21	LEE JS	- Embellishment

2nd Period

Action	Time	ET/Res	Team	Type	No.	Name	(G) Name of Assistant(s) / Action Description
Penalty	16:21	18:21	JPN	2 min.	25	MISAWA E	- Teeing
Penalty	20:09	21:08	JPN	2 min.	55	TAKAHASHI K	- Interference
Goal	21:08	1 : 0	KOR	PP1	20	JANG DS	(1) 12 KIM YS On Ice KOR 31 12 20 21 23 55 * 55 JANG JH JPN 21 7 24 25 32
Penalty	21:54	23:54	KOR	2 min.	14	JUNG SH	- Holding an opponent
Penalty	23:34	25:34	KOR	2 min.	10	CHO YJ	- Delaying the Game
Penalty	24:07	26:07	KOR	2 min.	20	JANG DS	- Interference
Penalty	26:28	28:28	JPN	2 min.	-	Team penalty	- Too Many Men / Served by: 27 ANNAKA M

3rd Period

Action	Time	ET/Res	Team	Type	No.	Name	(G) Name of Assistant(s) / Action Description
Goal	30:51	2 : 0	KOR	EQ	14	JUNG SH	(1) On Ice KOR 31 10 14 27 28 68 JPN 21 7 25 32 55 96
Goal	35:56	3 : 0	KOR	EQ	10	CHO YJ	(1) 27 CHO BS On Ice KOR 31 10 14 27 28 68 14 JUNG SH JPN 21 13 24 27 33 70
Penalty	36:17	38:17	JPN	2 min.	7	HORIE W	- Holding an opponent
Penalty	40:16	40:31	JPN	2 min.	55	TAKAHASHI K	- Interference
Goal	40:31	4 : 0	KOR	PP1	44	LEE HM	(1) 20 JANG DS On Ice KOR 31 12 20 44 89 97 * 89 LEE JH JPN 21 13 24 25 32
Penalty	42:40	42:53	KOR	2 min.	28	LEE JK	- Teeing
Goal	42:53	4 : 1	JPN	PP1	55	TAKAHASHI K	(1) 32 UEHARA D On Ice KOR 31 12 44 89 97 * 96 KUMAGAI M JPN 21 7 24 32 55 96
Penalty	44:59	45:00	KOR	2 min.	12	KIM YS	- Elbowing
GK	45:00		KOR				31 YU MG - Goalkeeper out
GK	45:00		JPN				21 FUKUSHIMA S - Goalkeeper out

Goalkeeper Records

Team : KOR - Republic of Korea

No.	Name	SOG	SVS	MIP
31	YU Man Gyun	7	6	45:00
32	LEE Jae Woong			

Team : JPN - Japan

No.	Name	SOG	SVS	MIP
21	FUKUSHIMA Shinobu	24	20	45:00
30	MOCHIZUKI Kazuya			

Game Statistics

Team : KOR (blue)



No.	Pos.	Name	Gen	G	A	P	PIM	FO+	FO-	FO+/-	FO%	Shots on Goal					+/-	Time on Ice				
												1	2	3	OT	TS		1	2	3	OT	TOT
10	D	CHO Young Jae	M	1	0	1	2	0	0	0	0.00	0	2	2	4	+2	8:02	7:51	8:04	23:57	17	1:24
14	F	JUNG Seung Hwan +A	M	1	1	2	2	0	0	0	0.00	1	3	3	7	+2	8:23	8:36	7:10	24:09	16	1:30
27	F	CHO Byeong Seok	M	0	1	1	0	15	7	8	68.18	1	3	0	4	+2	6:58	6:46	7:03	20:47	16	1:17
28	F	LEE Jong Kyung	M	0	0	0	2	0	0	0	0.00	0	0	0	0	+2	6:20	7:39	7:08	21:07	15	1:24
68	D	HAN Min Su +C	M	0	0	0	0	0	0	0	0.00	0	1	1	2	+2	7:31	7:56	7:40	23:07	17	1:21
12	D	KIM Young Sung	M	0	1	1	2	0	0	0	0.00	0	0	0	0	0	7:12	6:22	7:29	21:03	16	1:18
20	D	JANG Dong Shin	M	1	1	2	2	0	0	0	0.00	1	1	0	2	0	6:34	6:25	6:25	19:24	16	1:12
21	F	LEE Ju Seung	M	0	0	0	2	5	0	5	100.00	0	1	0	1	0	7:06	5:35	5:58	18:39	16	1:09
23	F	LEE Yong Min	M	0	0	0	0	0	3	-3	0.00	1	0	0	1	0	6:33	6:50	4:58	18:21	15	1:13
55	F	JANG Jong Ho +A	M	0	1	1	0	9	4	5	69.23	0	2	0	2	0	6:10	4:36	5:21	16:07	14	1:09
44	D	LEE Hae Man	M	1	0	1	0	0	0	0	0.00	0	0	1	1	0	0:00	0:00	2:27	2:27	2	1:13
89	D	LEE Ji Hoon	M	0	1	1	0	0	0	0	0.00	0	0	0	0	0	1:27	0:00	2:07	3:34	3	1:11
97	F	CHOI Si Woo	M	0	0	0	0	1	3	-2	25.00	0	0	0	0	0	0:00	0:00	2:30	2:30	2	1:15
31	GK	YU Man Gyun	M	0	0	0	0	0	0	0	0.00	0	0	0	0	0	0	0	0	0	0	0
32	GK	LEE Jae Woong	M	0	0	0	0	0	0	0	0.00	0	0	0	0	0	0	0	0	0	0	0
Total				4	6	10	12	30	17	13	63.83	4	13	7	24							

Team : JPN (white)

No.	Pos.	Name	Gen	G	A	P	PIM	FO+	FO-	FO+/-	FO%	Shots on Goal					+/-	Time on Ice				
												1	2	3	OT	TS		1	2	3	OT	TOT
7	F	HORIE Wataru	M	0	0	0	2	0	1	-1	0.00	0	0	0	0	-1	8:07	8:34	9:19	26:00	12	2:10
25	D	MISAWA Eiji	M	0	0	0	2	0	1	-1	0.00	0	0	0	0	-1	9:18	4:39	6:12	20:09	15	1:20
32	D	UEHARA Daisuke	M	0	1	1	0	0	3	-3	0.00	1	1	0	2	-1	11:12	12:10	28:11	32:51	13	2:31
55	F	TAKAHASHI Kazuhiro +A	M	1	0	1	6	11	15	-4	42.31	0	0	1	1	-1	8:25	9:06	8:48	26:19	15	1:45
96	F	KUMAGAI Masaharu +A	M	0	1	1	0	1	0	1	100.00	0	1	0	1	-1	10:38	9:22	10:13	30:13	15	2:00
13	F	YOSHIKAWA Mamoru	M	0	0	0	2	5	8	-3	38.46	1	1	0	2	-1	5:06	5:39	6:45	17:30	15	1:10
18	D	NAKAMURA Toshiyuki	M	0	0	0	0	0	0	0	0.00	0	0	0	0	0	0:00	0:00	1:38	1:38	1	1:38
24	D	SUDO Satoru +C	M	0	0	0	0	0	0	0	0.00	0	1	0	1	-1	8:50	12:19	8:58	30:07	13	2:19
27	F	ANNAKA Mikio	M	0	0	0	0	0	0	0	0.00	0	0	0	0	-1	4:13	5:10	3:48	13:11	13	1:00
70	F	KODAMA Nao	M	0	0	0	0	0	2	-2	0.00	0	0	0	0	-1	4:23	4:44	4:27	13:34	12	1:07
16	F	SHIBA Taimei	M	0	0	0	0	0	0	0	0.00	0	0	0	0	0	0:00	0:00	0:35	0:35	1	0:35
33	D	ISHII Hideaki	M	0	0	0	0	0	0	0	0.00	0	0	0	0	-1	0:39	0:00	0:41	1:20	2	0:40
40	F	SHIOYA Yoshihiro	M	0	0	0	0	0	0	0	0.00	0	0	0	0	0	0:00	0:00	0:00	0:00	0	0:00
21	GK	FUKUSHIMA Shinobu	M	0	0	0	0	0	0	0	0.00	0	0	0	0	0	0	0	0	0	0	0
30	GK	MOCHIZUKI Kazuya	M	0	0	0	0	0	0	0	0.00	0	0	0	0	0	0	0	0	0	0	0
Total				1	2	3	12	17	30	-13	36.17	2	4	1	7							

Group B

R	Team	GP	W	OTW	OTL	L	GDF	GF:GA	PTS
1	KOR	1	1	0	0	0	+3	4 : 1	3
2	JPN	1	0	0	0	1	-3	1 : 4	0
-	CZE	0							
-	USA	0							

	CZE	JPN	KOR	USA
CZE	*****	TUE 13 MAR 19:00	SUN 11 MAR 15:30	MON 12 MAR 12:00
JPN	TUE 13 MAR 19:00	*****	1:4	SUN 11 MAR 12:00
KOR	SUN 11 MAR 15:30	4:1	*****	TUE 13 MAR 12:00
USA	MON 12 MAR 12:00	SUN 11 MAR 12:00	TUE 13 MAR 12:00	*****

Legend:	
(G) Goals in tournament	* does not count for Plus/minus
+C Captain	A Assists
EQ Equal strength	ET/Res Penalty end time/Result of game
FO% Face-offs won as percentage	FO+ Face-offs won
GA Goals against	GDF Goal difference
GK Goalkeeper	GP Games played
MIP Minutes in play (GK)	No. Jersey number
OTW Overtime wins	P Points
PP1 Power play - 1 player	PPG Power play goals
SHF Number of shifts	SHG Shorthanded goals
TOT Total	TPP Time on power play
+/- Plus/minus net	+A Assistant captain
AVG Average time on ice / shift	D Defence
F Forward	FO- Face-offs lost
FO+/- Face-offs net	G Goals
Gen Gender	GF Goals for
L Losses	M Male
OT Overtime	OTL Overtime losses
PIM Penalties in minutes	Pos. Position
PTS Points	R Rank
SOG Shots on goal	SVS Saves
TS Total shots	W Wins



Shot Chart

슛 차트

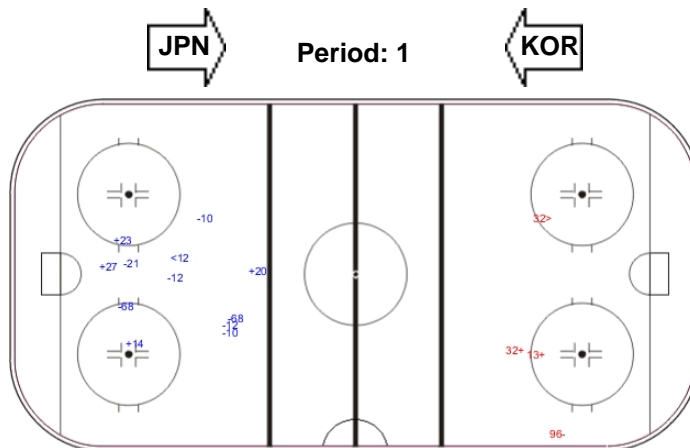
KOR - JPN

Shots by KOR

Goals (o): 0 SSG (+): 4
SSP (<): 1 SPG (-): 7



GK 21 of JPN



Shots by JPN


Goals (o): 0 SSG (+): 2
SSP (>): 1 SPG (-): 1



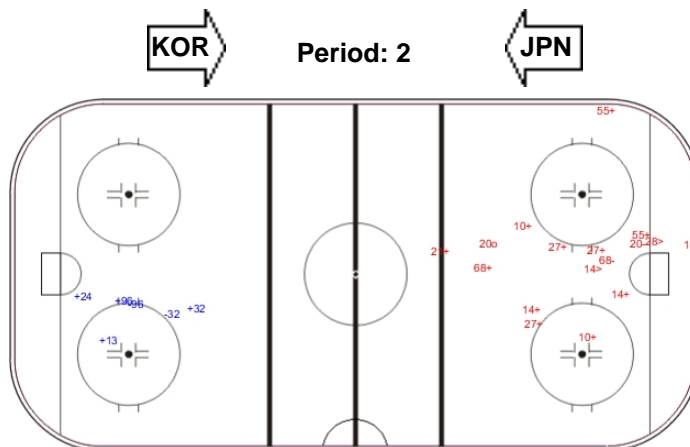
GK 31 of KOR

Shots by JPN

Goals (o): 0 SSG (+): 4
SSP (<): 0 SPG (-): 2



GK 31 of KOR



Shots by KOR


Goals (o): 1 SSG (+): 12
SSP (>): 2 SPG (-): 2



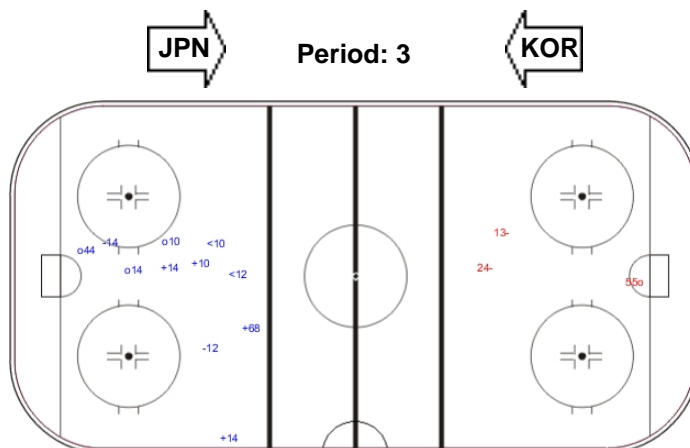
GK 21 of JPN

Shots by KOR

Goals (o): 3 SSG (+): 4
SSP (<): 2 SPG (-): 2




GK 21 of JPN



Shots by JPN

Goals (o): 1 SSG (+): 0
SSP (>): 0 SPG (-): 2



GK 31 of KOR

Legend:

GK Goalkeeper **SPG** Shots past goal **SSG** Shots saved by goalkeeper **SSP** Shots saved by player



Face-off Chart

페이스오프 차트

KOR - JPN

PERIOD 1

KOR	JPN	KOR	JPN	KOR	JPN	Total wins all zones	
						KOR	JPN
Def. zone	Att. zone	Neutral zone		Att. zone	Def. zone		
+ 27	- 70	+ 27	- 13	+ 21	- 55		
- 27	+ 96			+ 27	- 55		
- 55	+ 13			+ 55	- 55		
				+ 55	- 55		
				- 55	+ 55		
				+ 21	- 32		
				+ 21	- 32		
Total wins / period		1 / 100%		6 / 86%		8 / 73%	3 / 27%

PERIOD 2

KOR	JPN	KOR	JPN	KOR	JPN	Total wins all zones	
						KOR	JPN
Def. zone	Att. zone	Neutral zone		Att. zone	Def. zone		
- 27	+ 55	- 27	+ 13	+ 55	- 13		
+ 27	- 7	+ 55	- 55	+ 55	- 55		
- 23	+ 55	- 55	+ 13	+ 27	- 13		
- 23	+ 55	- 27	+ 55	+ 27	- 32		
- 23	+ 55	+ 55	- 55	+ 27	- 13		
+ 21	- 70			+ 55	- 25		
				+ 55	- 55		
Total wins / period		2 / 40%		7 / 100%		11 / 61%	7 / 39%

PERIOD 3

KOR	JPN	KOR	JPN	KOR	JPN	Total wins all zones	
						KOR	JPN
Def. zone	Att. zone	Neutral zone		Att. zone	Def. zone		
+ 21	- 55	- 27	+ 55	- 27	+ 55		
+ 27	- 55	+ 27	- 13	+ 55	- 55		
- 55	+ 55	- 27	+ 13	+ 27	- 55		
- 97	+ 55	+ 27	- 55	+ 97	- 13		
+ 27	- 13	- 97	+ 13	+ 27	- 13		
		- 97	+ 55	+ 27	- 55		
				+ 27	- 55		
Total wins / period		2 / 33%		6 / 86%		11 / 61%	7 / 39%

TOTAL

KOR	JPN	KOR	JPN	KOR	JPN	Total wins all zones	
						KOR	JPN
Def. zone	Att. zone	Neutral zone		Att. zone	Def. zone		
Total wins / game		5 / 42%		19 / 90%		30 / 64%	17 / 36%



HEAD TO HEAD

		JPN											
No.	7	13	25	32	55	70	96	Tot	wins KOR	Dz	Nz	Az	
KOR	21			2 - 0	2 - 0	1 - 0		5	5 100%	2 100%		3 100%	
	23				0 - 3			3	0 0%	0 0%			
	27	1 - 0	6 - 2		1 - 0	6 - 4	1 - 0	0 - 1	22	15 68%	4 67%	3 43%	8 89%
	55		1 - 2	1 - 0		7 - 2			13	9 69%	0 0%	2 67%	7 88%
	97		1 - 1			0 - 2			4	1 25%	0 0%	0 0%	1 100%
Tot	1	13	1	3	26	2	1	47	30 64%	6 43%	5 42%	19 90%	
wins JPN	0 0%	5 38%	0 0%	0 0%	11 42%	0 0%	1 100%	17 36%					
Dz		0 0%	0 0%	0 0%	2 17%			2 10%					
Nz		4 67%			3 50%			7 58%					
Az	0 0%	1 50%			6 75%	0 0%	1 100%	8 57%					

Legend:
Az Attacking zone **Dz** Defending zone **No.** Jersey number **Nz** Neutral zone **Tot** Total face-offs played



Line-ups

라인업

CAN - SWE

Referee

NIKOLIC Kristijan (AUT)

Linesmen

HAN Youl (KOR) , VANEK Jan (CZE)

Goalkeepers

Team: CAN

No.	Name	Gen
30	WATSON Corbin	M
31	LAROCQUE Dominic	M

Team: SWE

No.	Name	Gen
5	NILSSON Ulf	M
84	NEJMAN Andreas	M

Team Line-ups

Team: CAN (red)

No.	Pos.	Name	Gen
11	D	DIXON Adam +A	M
14	D	ARSENAULT Steve	M
8	F	McGREGOR Tyler +A	M
12	F	WESTLAKE Greg +C	M
23	F	HICKEY Liam	M
5	D	HENRY Tyrone	M
6	D	ARMSTRONG Rob	M
10	F	DELANEY Ben	M
18	F	BRIDGES Billy	M
19	F	COZZOLINO Dom	M
4	F	DUNN James	M
9	F	SMITH Corbyn	M
20	F	SHOLOMICKI Bryan	M

Head Coach: BABEY Ken

NOT DRESSED:

25	D	GEMMELL James	M
27	D	BOWDEN Brad	M

Team: SWE (yellow)

No.	Pos.	Name	Gen
3	D	INGVARSSON Niklas	M
6	D	NILSSON Peter +A	M
15	F	HEDBERG Christian +A	M
18	F	OJALA Peter +C	M
20	F	RAKOS Niklas	M
19	D	WISTRAND Anders	M
7	F	KARLSSON Goran	M
17	F	CEDERSTAM Daniel	M
93	F	GYLLSTEN Maximilian	M
21	D	HOLM Marcus	M

Head Coach: VIKSTROEM Erik

NOT DRESSED:

8	F	KASPERI Per	M
9	F	MAGNEVILL Martin	M
10	F	MENG Robin	M
11	D	LUNDGREN Rasmus	M
14	F	JONSSON Kenth	M

Legend:

D	Defence	F	Forward	Gen	Gender	M	Male
No.	Jersey number	Pos.	Position	+A	Assistant captain	+C	Captain



Graphical Line-ups

그래픽 라인업

CAN - SWE

Referee
NIKOLIC Kristijan (AUT)

Linesmen
HAN Youl (KOR) , VANEK Jan (CZE)

Team: CAN - Canada (red)

Head Coach: BABEY Ken

S1 30 WATSON Corbin		
31 LAROCQUE Dominic		
S2 11 DIXON Adam +A	S3 14 ARSENAULT Steve	
S5 12 WESTLAKE Greg +C	S4 8 McGREGOR Tyler +A	S6 23 HICKEY Liam
5 HENRY Tyrone		6 ARMSTRONG Rob
10 DELANEY Ben	18 BRIDGES Billy	19 COZZOLINO Dom
9 SMITH Corbyn	4 DUNN James	20 SHOLOMICKI Bryan

Team: SWE - Sweden (yellow)

Head Coach: VIKSTROEM Erik

S1 5 NILSSON Ulf		
84 NEJMAN Andreas		
S3 6 NILSSON Peter +A	S2 3 INGVARSSON Niklas	
S6 20 RAKOS Niklas	S4 15 HEDBERG Christian +A	S5 18 OJALA Peter +C
19 WISTRAND Anders		
7 KARLSSON Goran	93 GYLLSTEN Maximilian	17 CEDERSTAM Daniel
	21 HOLM Marcus	

Legend:

Sn Starting position **+A** Assistant captain **+C** Captain



Game Summary

경기 요약

CAN - SWE 17 - 0 (7 - 0 , 5 - 0 , 5 - 0)

Spectators	Referee	Linesmen
5445	NIKOLIC Kristijan (AUT)	HAN Youl (KOR) , VANEK Jan (CZE)

Team Statistics

Period	Score	SVS	SOG	PIM	TPP	PPG	SHG
1	7 : 0	1 : 8	15 : 1	0 : 2	01:36 : 00:00	1 : 0	0 : 0
2	5 : 0	0 : 7	12 : 0	0 : 2	00:11 : 00:00	1 : 0	0 : 0
3	5 : 0	1 : 13	18 : 1	2 : 2	00:00 : 00:00	0 : 0	0 : 0
Total	17 : 0	2 : 28	45 : 2	2 : 6	01:47 : 00:00	2 : 0	0 : 0

1st Period

Action	Time	ET/Res	Team	Type	No.	Name	(G) Name of Assistant(s) / Action Description
GK	00:00		CAN		30	WATSON C	- Goalkeeper in
GK	00:00		SWE		5	NILSSON U	- Goalkeeper in
Penalty	00:16	01:52	SWE	2 min.	18	OJALA P	- Teeing
Goal	01:52	1 : 0	CAN	PP1	8	McGREGOR T	(1) 23 HICKEY L On Ice CAN 30 8 11 12 18 23 11 DIXON A SWE 5 3 15 17 19 *
Goal	02:22	2 : 0	CAN	EQ	20	SHOLOMICKI B	(1) 6 ARMSTRONG R On Ice CAN 30 4 5 6 9 20 4 DUNN J SWE 5 6 7 17 19 93
Goal	05:22	3 : 0	CAN	EQ	8	McGREGOR T	(2) 12 WESTLAKE G On Ice CAN 30 5 8 11 12 23 23 HICKEY L SWE 5 6 15 18 19 21
Goal	05:39	4 : 0	CAN	EQ	20	SHOLOMICKI B	(2) 4 DUNN J On Ice CAN 30 4 9 11 14 20 11 DIXON A SWE 5 6 7 17 19 93
Goal	09:20	5 : 0	CAN	EQ	8	McGREGOR T	(3) 12 WESTLAKE G On Ice CAN 30 8 11 12 14 23 11 DIXON A SWE 5 3 7 17 19 93
Goal	11:13	6 : 0	CAN	EQ	11	DIXON A	(1) 10 DELANEY B On Ice CAN 30 9 10 11 14 18 9 SMITH C SWE 5 3 7 15 19 20
Goal	11:31	7 : 0	CAN	EQ	19	COZZOLINO D	(1) 10 DELANEY B On Ice CAN 30 10 11 14 18 19 11 DIXON A SWE 5 6 17 18 19 93

2nd Period

Action	Time	ET/Res	Team	Type	No.	Name	(G) Name of Assistant(s) / Action Description
Penalty	17:32	17:43	SWE	2 min.	15	HEDBERG C	- Holding an opponent
Goal	17:43	8 : 0	CAN	PP1	10	DELANEY B	(1) 6 ARMSTRONG R On Ice CAN 30 4 6 10 19 20 19 COZZOLINO D SWE 5 3 17 19 21 *
Goal	18:06	9 : 0	CAN	EQ	9	SMITH C	(1) 20 SHOLOMICKI B On Ice CAN 30 4 9 11 14 20 4 DUNN J SWE 5 6 7 17 19 93
GK	22:43		CAN		31	LAROCQUE D	- Goalkeeper in 30 WATSON C - Goalkeeper out
Time-out	22:43		SWE				5 NILSSON U - Goalkeeper out
GK	22:43		SWE		84	NEJMAN A	- Goalkeeper in
Goal	24:37	10 : 0	CAN	EQ	23	HICKEY L	(1) 6 ARMSTRONG R On Ice CAN 31 5 6 8 12 23 5 HENRY T SWE 84 3 17 18 19 21
Goal	25:37	11 : 0	CAN	EQ	23	HICKEY L	(2) 12 WESTLAKE G On Ice CAN 31 8 11 12 14 23 8 McGREGOR T SWE 84 3 15 17 18 19
Goal	26:38	12 : 0	CAN	EQ	6	ARMSTRONG R	(1) 20 SHOLOMICKI B On Ice CAN 31 4 5 6 9 20 SWE 84 3 6 17 18 21

3rd Period

Action	Time	ET/Res	Team	Type	No.	Name	(G) Name of Assistant(s) / Action Description
Goal	31:55	13 : 0	CAN	EQ	18	BRIDGES B	(1) On Ice CAN 31 5 6 10 18 19 SWE 84 3 7 15 19 20
Goal	33:05	14 : 0	CAN	EQ	6	ARMSTRONG R	(2) 18 BRIDGES B On Ice CAN 31 5 6 10 18 19 19 COZZOLINO D SWE 84 6 7 17 19 21
Goal	34:53	15 : 0	CAN	EQ	20	SHOLOMICKI B	(3) 9 SMITH C On Ice CAN 31 4 5 6 9 20 4 DUNN J SWE 84 6 15 18 19 20
Goal	36:48	16 : 0	CAN	EQ	8	McGREGOR T	(4) 11 DIXON A On Ice CAN 31 8 11 12 14 23 SWE 84 3 6 7 17 21



Action	Time	ET/Res	Team	Type	No.	Name	(G)	Name of Assistant(s) / Action Description
Penalty	42:37	44:37	SWE	2 min.	20	RAKOS N		- Roughing
Penalty	42:37	44:37	CAN	2 min.	10	DELANEY B		- Roughing
Goal	44:42	17 : 0	CAN	EQ	12	WESTLAKE G	(1)	8 McGREGOR T 23 HICKEY L On Ice CAN 31 6 8 10 12 23 SWE 84 3 17 18 19 20
GK	45:00		CAN					31 LAROCQUE D - Goalkeeper out
GK	45:00		SWE					84 NEJMAN A - Goalkeeper out

Goalkeeper Records

Team : CAN - Canada

Team : SWE - Sweden

No.	Name	SOG	SVS	MIP
30	WATSON Corbin	1	1	22:43
31	LAROCQUE Dominic	1	1	22:17

No.	Name	SOG	SVS	MIP
5	NILSSON Ulf	19	10	22:43
84	NEJMAN Andreas	26	18	22:17

Game Statistics

Team : CAN (red)

Head Coach : BABEY Ken															Shots on Goal					Time on Ice				
No.	Pos.	Name	Gen	G	A	P	PIM	FO+	FO-	FO+/-	FO%	1	2	3	OT	TS	+/-	1	2	3	OT	TOT	SHF	AVG
8	F	McGREGOR Tyler +A	M	4	2	6	0	12	2	10	85.71	5	0	3		8	+6	4:34	6:14	6:06		16:54	12	1:24
11	D	DIXON Adam +A	M	1	5	6	0	0	0	0	0.00	1	2	3		6	+8	6:57	8:57	6:52		22:46	19	1:11
12	F	WESTLAKE Greg +C	M	1	3	4	0	0	0	0	0.00	0	2	2		4	+6	3:53	5:43	5:57		15:33	12	1:17
14	D	ARSENAULT Steve	M	0	0	0	0	0	0	0	0.00	1	0	0		1	+7	4:31	8:43	6:04		19:18	16	1:12
23	F	HICKEY Liam	M	2	3	5	0	0	0	0	0.00	0	2	1		3	+6	3:50	6:11	6:06		16:07	12	1:20
5	D	HENRY Tyrone	M	0	1	1	0	0	0	0	0.00	0	0	0		0	+7	8:45	6:00	7:48		22:33	15	1:30
6	D	ARMSTRONG Rob	M	2	3	5	0	0	0	0	0.00	0	1	1		2	+7	8:11	6:11	7:10		21:32	15	1:26
10	F	DELANEY Ben	M	1	2	3	2	0	0	0	0.00	1	1	1		3	+5	5:30	3:44	3:48		13:02	12	1:05
18	F	BRIDGES Billy	M	1	1	2	0	10	1	9	90.91	2	1	1		4	+4	7:15	3:41	3:57		14:53	11	1:21
19	F	COZZOLINO Dom	M	1	2	3	0	0	0	0	0.00	3	0	1		4	+3	5:23	3:41	3:35		12:39	11	1:09
4	F	DUNN James	M	0	4	4	0	12	6	6	66.67	0	1	1		2	+5	5:17	4:53	4:56		15:06	11	1:22
9	F	SMITH Corbyn	M	1	2	3	0	1	0	1	100.00	0	1	1		2	+6	5:43	5:10	5:18		16:11	12	1:20
20	F	SHOLOMICKI Bryan	M	3	2	5	0	0	0	0	0.00	2	1	3		6	+5	5:07	5:48	5:18		16:13	11	1:28
30	GK	WATSON Corbin	M	0	0	0	0					0	0	0		0								
31	GK	LAROCQUE Dominic	M	0	0	0	0					0	0	0		0								
Total				17	30	47	2	35	9	26	79.55	15	12	18		45								

Team : SWE (yellow)

Head Coach : VIKSTROEM Erik															Shots on Goal					Time on Ice				
No.	Pos.	Name	Gen	G	A	P	PIM	FO+	FO-	FO+/-	FO%	1	2	3	OT	TS	+/-	1	2	3	OT	TOT	SHF	AVG
3	D	INGVARSSON Niklas	M	0	0	0	0	1	2	-1	33.33	0	0	0		0	-8	13:11	13:46	11:26		38:23	14	2:44
6	D	NILSSON Peter +A	M	0	0	0	0	0	0	0	0.00	0	0	0		0	-9	10:09	8:47	10:33		29:29	18	1:38
15	F	HEDBERG Christian +A	M	0	0	0	2	5	14	-9	26.32	0	0	1		1	-5	7:45	7:27	7:47		22:59	21	1:05
18	F	OJALA Peter +C	M	0	0	0	2	0	0	0	0.00	1	0	0		1	-7	6:46	12:27	6:24		25:37	20	1:16
20	F	RAKOS Niklas	M	0	0	0	2	0	1	-1	0.00	0	0	0		0	-4	6:21	10:06	7:52		24:19	17	1:25
7	F	KARLSSON Goran	M	0	0	0	0	0	0	0	0.00	0	0	0		0	-8	6:27	2:44	7:28		16:39	18	0:55
17	F	CEDERSTAM Daniel	M	0	0	0	0	0	0	0	0.00	0	0	0		0	-11	7:05	4:51	6:17		18:13	18	1:00
19	D	WISTRAND Anders	M	0	0	0	0	0	0	0	0.00	0	0	0		0	-13	5:42	7:11	8:02		20:55	18	1:09
93	F	GYLLSTEN Maximilian	M	0	0	0	0	2	9	-7	18.18	0	0	0		0	-5	6:52	3:08	0:00		10:00	12	0:50
21	D	HOLM Marcus	M	0	0	0	0	1	9	-8	10.00	0	0	0		0	-5	3:08	4:23	7:12		14:43	15	0:58
5	GK	NILSSON Ulf	M	0	0	0	0					0	0	0		0								
84	GK	NEJMAN Andreas	M	0	0	0	0					0	0	0		0								
Total				0	0	0	6	9	35	-26	20.45	1	0	1		2								

Group A

R	Team	GP	W	OTW	OTL	L	GDF	GF : GA	PTS
1	CAN	1	1	0	0	0	+17	17 : 0	3
2	ITA	1	0	1	0	0	+1	3 : 2	2
3	NOR	1	0	0	1	0	-1	2 : 3	1
4	SWE	1	0	0	0	1	-17	0 : 17	0

	CAN	ITA	NOR	SWE
CAN	*****	SUN 11 MAR 19:00	MON 12 MAR 15:30	17:0
ITA	SUN 11 MAR 19:00	*****	3:2	MON 12 MAR 19:00
NOR	MON 12 MAR 15:30	2:3	*****	TUE 13 MAR 15:30
SWE	0:17	MON 12 MAR 19:00	TUE 13 MAR 15:30	*****



Legend:			
(G) Goals in tournament	*	does not count for Plus/minus	+/- Plus/minus net
+C Captain	A	Assists	AVG Average time on ice / shift
EQ Equal strength	ET/Res	Penalty end time/Result of game	F Forward
FO% Face-offs won as percentage	FO+	Face-offs won	FO+/- Face-offs net
GA Goals against	GDF	Goal difference	Gen Gender
GK Goalkeeper	GP	Games played	L Losses
MIP Minutes in play (GK)	No.	Jersey number	OT Overtime
OTW Overtime wins	P	Points	PIM Penalties in minutes
PP1 Power play - 1 player	PPG	Power play goals	PTS Points
SHF Number of shifts	SHG	Shorthanded goals	SOG Shots on goal
TOT Total	TPP	Time on power play	TS Total shots
			+A Assistant captain
			D Defence
			FO- Face-offs lost
			G Goals
			GF Goals for
			M Male
			OTL Overtime losses
			Pos. Position
			R Rank
			SVS Saves
			W Wins



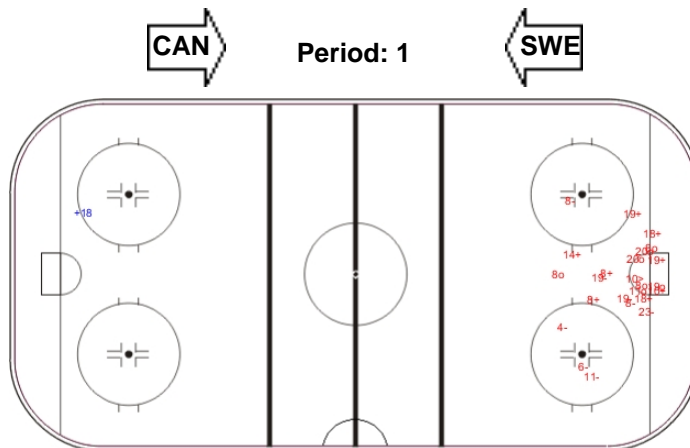
Shot Chart
슛 차트
CAN - SWE

Shots by SWE
Goals (o): 0
SSP (<): 0

SSG (+): 1
SPG (-): 0

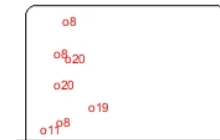


GK 30 of CAN



Shots by CAN
Goals (o): 7
SSP (>): 1

SSG (+): 8
SPG (-): 8



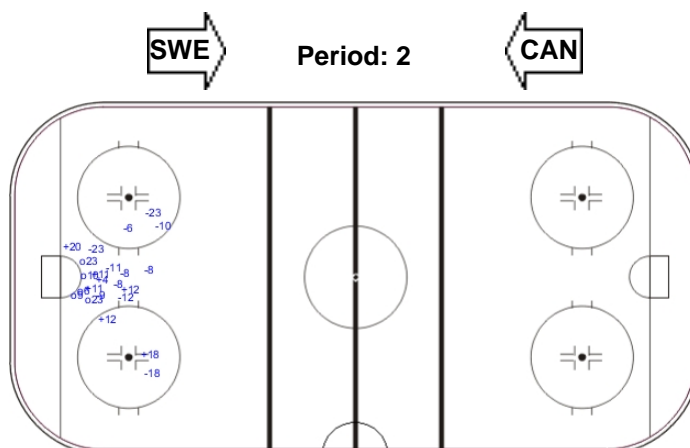
GK 5 of SWE

Shots by CAN
Goals (o): 5
SSP (<): 0

SSG (+): 7
SPG (-): 11



GK 5 of SWE

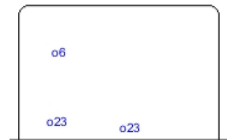


Shots by SWE
Goals (o): 0
SSP (>): 0

SSG (+): 0
SPG (-): 0




GK 30 of CAN



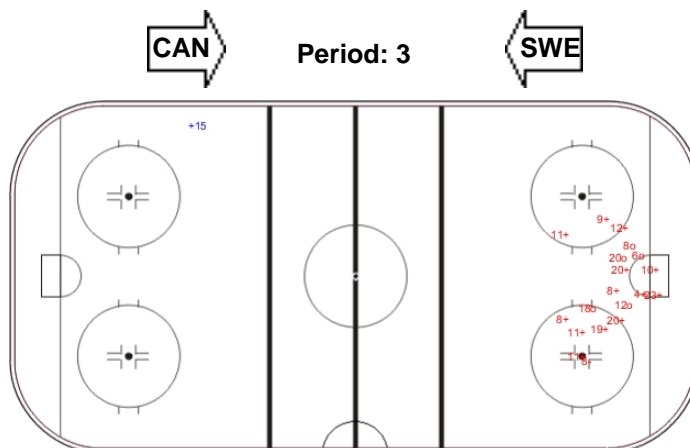
GK 84 of SWE

Shots by SWE
Goals (o): 0
SSP (<): 0

SSG (+): 1
SPG (-): 0

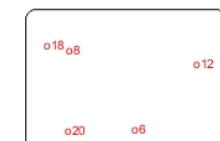


GK 31 of CAN



Shots by CAN
Goals (o): 5
SSP (>): 0

SSG (+): 13
SPG (-): 1



GK 84 of SWE

Legend:	GK Goalkeeper	SPG Shots past goal	SSG Shots saved by goalkeeper	SSP Shots saved by player
----------------	----------------------	----------------------------	--------------------------------------	----------------------------------



Face-off Chart

페이스오프 차트

CAN - SWE

PERIOD 1

CAN	SWE	CAN	SWE	CAN	SWE
Def. zone	Att. zone	Neutral zone		Att. zone	Def. zone
		+ 8	- 15	+ 18	- 93
		+ 18	- 15	+ 8	- 15
		+ 18	- 21	+ 18	- 93
		+ 4	- 93	+ 8	- 21
		- 18	+ 15	+ 8	- 93
		+ 4	- 93	- 4	+ 93
		+ 4	- 15	+ 18	- 93
		- 4	+ 15		
		+ 18	- 93		
		+ 8	- 21		
		+ 8	- 20		
Total wins / period		9 / 82%	2 / 18%	6 / 86%	1 / 14%

Total wins
all zones

CAN	SWE
15 / 83%	3 / 17%

PERIOD 2

CAN	SWE	CAN	SWE	CAN	SWE
Def. zone	Att. zone	Neutral zone		Att. zone	Def. zone
		+ 8	- 15	- 4	+ 15
		+ 4	- 93	+ 4	- 21
		+ 4	- 15	+ 8	- 15
		- 8	+ 15	- 4	+ 93
		+ 18	- 93	- 8	+ 3
		- 4	+ 21		
		+ 4	- 15		
		+ 4	- 21		
Total wins / period		6 / 75%	2 / 25%	2 / 40%	3 / 60%

Total wins
all zones

CAN	SWE
8 / 62%	5 / 38%

PERIOD 3

CAN	SWE	CAN	SWE	CAN	SWE
Def. zone	Att. zone	Neutral zone		Att. zone	Def. zone
		+ 8	- 15	+ 4	- 3
		+ 18	- 21	+ 4	- 21
		- 4	+ 15	+ 8	- 21
		+ 4	- 15	+ 18	- 15
		+ 8	- 21	+ 9	- 15
		+ 18	- 15	+ 8	- 3
		+ 4	- 15		
Total wins / period		6 / 86%	1 / 14%	6 / 100%	0 / 0%

Total wins
all zones

CAN	SWE
12 / 92%	1 / 8%

TOTAL



Total wins / game	CAN		SWE		CAN		SWE		Total wins all zones	
	Def. zone	Att. zone	Neutral zone		Att. zone	Def. zone			CAN	SWE
			21 / 81%	5 / 19%	14 / 78%	4 / 22%			35 / 80%	9 / 20%

HEAD TO HEAD

		SWE					Tot	wins CAN	Dz	Nz	Az
No.	3	15	20	21	93						
CAN	4	1 - 0	5 - 3		3 - 1	3 - 2	18	12 67%		9 75%	3 50%
	8	1 - 1	5 - 1	1 - 0	4 - 0	1 - 0	14	12 86%		6 86%	6 86%
	9		1 - 0				1	1 100%			1 100%
	18		3 - 1		2 - 0	5 - 0	11	10 91%		6 86%	4 100%
Tot	3	19	1	10	11	44	35 80%	%	21 81%	14 78%	
wins SWE	1 33%	5 26%	0 0%	1 10%	2 18%	9 20%					
Dz	1 33%	1 20%		0 0%	2 33%	4 22%					
Nz		4 29%	0 0%	1 17%	0 0%	5 19%					
Az						%					

Legend:
Az Attacking zone **Dz** Defending zone **No.** Jersey number **Nz** Neutral zone **Tot** Total face-offs played



Line-ups

라인업

USA - JPN

Referee

NIKOLIC Kristijan (AUT)

Linesmen

CLARK Matt (CAN) , HAN Youl (KOR)

Goalkeepers

Team: USA

No.	Name	Gen
32	LEE Jen	M
34	CASH Steve	M

Team Line-ups

Team: USA (blue)

No.	Pos.	Name	Gen
11	D	CARRON Tyler	M
15	D	LANDEROS Nikko +A	M
4	F	ROYBAL Brody	M
24	F	MISIEWICZ Joshua	M
88	F	McKEE Kevin	M
3	D	DEQUEBEC Ralph	M
27	D	PAULS Josh +C	M
8	F	WALLACE Jack	M
16	F	FARMER Declan +A	M
22	F	GROVE Noah	M
13	F	McDERMOTT Luke	M
20	F	PAGE Adam	M
23	F	ROMAN Rico	M

Head Coach: GOSSELIN Guy

NOT DRESSED:

5	D	HANNING JR Billy	M
9	F	DODSON Travis	M

Team: JPN

No.	Name	Gen
21	FUKUSHIMA Shinobu	M
30	MOCHIZUKI Kazuya	M

Team: JPN (white)

No.	Pos.	Name	Gen
25	D	MISAWA Eiji	M
32	D	UEHARA Daisuke	M
7	F	HORIE Wataru	M
55	F	TAKAHASHI Kazuhiro +A	M
96	F	KUMAGAI Masaharu +A	M
18	D	NAKAMURA Toshiyuki	M
24	D	SUDO Satoru +C	M
13	F	YOSHIKAWA Mamoru	M
27	F	ANNAKA Mikio	M
70	F	KODAMA Nao	M
33	D	ISHII Hideaki	M
16	F	SHIBA Taimei	M
79	F	NAGUMO Keisuke	M

Head Coach: NAKAKITA Kojin

NOT DRESSED:

36	F	HIROSE Susumu	M
40	F	SHIOYA Yoshihiro	M

Legend:

D	Defence	F	Forward	Gen	Gender	M	Male
No.	Jersey number	Pos.	Position	+A	Assistant captain	+C	Captain



Graphical Line-ups

그래픽 라인업

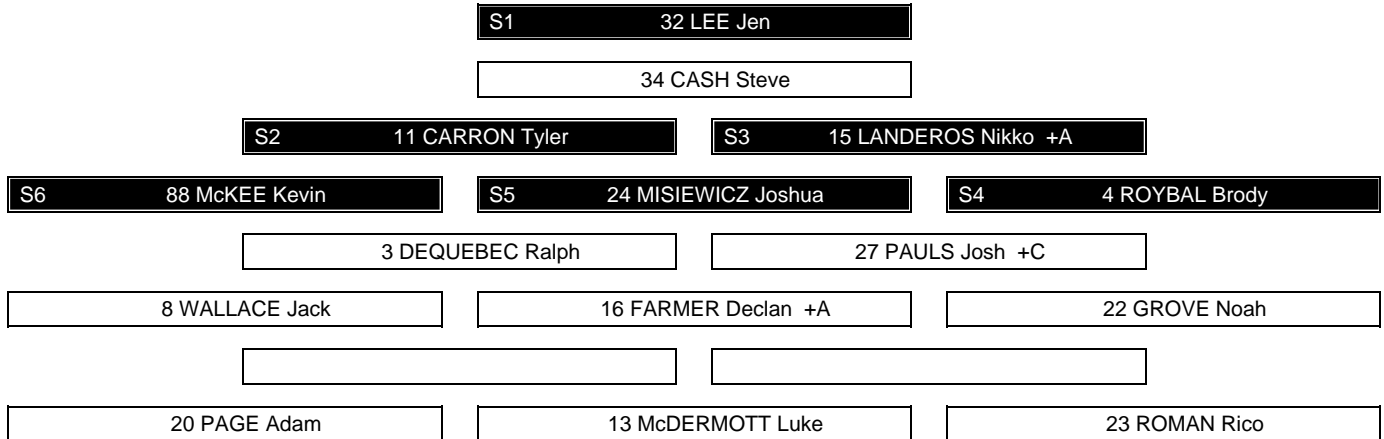
USA - JPN

Referee
NIKOLIC Kristijan (AUT)

Linesmen
CLARK Matt (CAN) , HAN Youl (KOR)

Team: USA - United States (blue)

Head Coach: GOSSELIN Guy



Team: JPN - Japan (white)

Head Coach: NAKAKITA Kojin



Legend:

Sn Starting position

+A Assistant captain

+C Captain



Game Summary

경기 요약

USA - JPN 10 - 0 (3 - 0 , 6 - 0 , 1 - 0)

Spectators	Referee	Linesmen
5435	NIKOLIC Kristijan (AUT)	CLARK Matt (CAN) , HAN Youl (KOR)

Team Statistics

Period	Score	SVS	SOG	PIM	TPP	PPG	SHG
1	3 : 0	0 : 9	12 : 0	0 : 0	00:00 : 00:00	0 : 0	0 : 0
2	6 : 0	0 : 3	9 : 0	0 : 2	00:53 : 00:00	1 : 0	0 : 0
3	1 : 0	2 : 2	3 : 2	2 : 2	02:00 : 02:00	0 : 0	0 : 0
Total	10 : 0	2 : 14	24 : 2	2 : 4	02:53 : 02:00	1 : 0	0 : 0

1st Period

Action	Time	ET/Res	Team	Type	No.	Name	(G) Name of Assistant(s) / Action Description
GK	00:00		USA		32	LEE J	- Goalkeeper in
GK	00:00		JPN		21	FUKUSHIMA S	- Goalkeeper in
Goal	01:01	1 : 0	USA	EQ	88	McKEE K	(1) 15 LANDEROS N On Ice USA 32 4 11 15 24 88 JPN 21 7 24 25 55 96
Goal	04:34	2 : 0	USA	EQ	4	ROYBAL B	(1) 24 MISIEWICZ J On Ice USA 32 3 4 24 27 88 JPN 21 7 25 32 55 96
Goal	12:26	3 : 0	USA	EQ	22	GROVE N	(1) 16 FARMER D 3 DEQUEBEC R On Ice USA 32 3 8 16 22 27 JPN 21 7 18 24 55 96

2nd Period

Action	Time	ET/Res	Team	Type	No.	Name	(G) Name of Assistant(s) / Action Description
Penalty	19:32	20:25	JPN	2 min.	13	YOSHIKAWA M	- Teeing
Goal	20:25	4 : 0	USA	PP1	15	LANDEROS N	(1) 4 ROYBAL B 16 FARMER D On Ice USA 32 4 15 16 27 88 JPN 21 16 25 32 96 *
Goal	20:55	5 : 0	USA	EQ	16	FARMER D	(1) On Ice USA 32 8 11 15 16 22 JPN 21 13 24 27 33 70
Goal	23:20	6 : 0	USA	EQ	13	McDERMOTT L	(1) 20 PAGE A 3 DEQUEBEC R On Ice USA 32 3 13 20 23 27 JPN 21 13 16 18 24 70
Goal	23:54	7 : 0	USA	EQ	23	ROMAN R	(1) 20 PAGE A 27 PAULS J On Ice USA 32 3 13 20 23 27 JPN 21 7 25 32 55 96
Goal	24:02	8 : 0	USA	EQ	4	ROYBAL B	(2) 24 MISIEWICZ J On Ice USA 32 3 4 24 27 88 JPN 21 13 24 27 33 70
Goal	24:49	9 : 0	USA	EQ	4	ROYBAL B	(3) 88 McKEE K 24 MISIEWICZ J On Ice USA 32 3 4 24 27 88 JPN 21 13 24 27 33 70
GK	24:49		JPN		30	MOCHIZUKI K	- Goalkeeper in 21 FUKUSHIMA S - Goalkeeper out

3rd Period

Action	Time	ET/Res	Team	Type	No.	Name	(G) Name of Assistant(s) / Action Description
Penalty	36:01	38:01	JPN	2 min.	7	HORIE W	- Hooking
Goal	38:25	10 : 0	USA	EQ	8	WALLACE J	(1) 16 FARMER D 27 PAULS J On Ice USA 32 3 8 16 22 27 JPN 30 7 18 24 32 96
Penalty	42:16	44:16	USA	2 min.	13	McDERMOTT L	- Roughing
GK	45:00		USA				32 LEE J - Goalkeeper out
GK	45:00		JPN				30 MOCHIZUKI K - Goalkeeper out

Goalkeeper Records

Team : USA - United States

No.	Name	SOG	SVS	MIP
32	LEE Jen	2	2	45:00
34	CASH Steve			

Team : JPN - Japan

No.	Name	SOG	SVS	MIP
21	FUKUSHIMA Shinobu	21	12	24:49
30	MOCHIZUKI Kazuya	3	2	20:11

Game Statistics

Team : USA (blue)



No.	Pos.	Name	Gen	G	A	P	PIM	FO+	FO-	FO+/-	FO%	Shots on Goal					+/-	Time on Ice					
												1	2	3	OT	TS		1	2	3	OT	TOT	SHF
4	F	ROYBAL Brody	M	3	1	4	0	0	0	0	0.00	2	2	0	4	+4	4:38	5:11	5:03	14:52	9	1:39	
11	D	CARRON Tyler	M	0	0	0	0	0	0	0	0.00	0	1	0	1	+2	7:07	5:55	5:31	18:33	10	1:51	
15	D	LANDEROS Nikko +A	M	1	1	2	0	1	0	1	100.00	0	1	0	1	+2	7:12	9:02	7:23	23:37	10	2:21	
24	F	MISIEWICZ Joshua	M	0	3	3	0	6	3	3	66.67	0	0	1	1	+4	4:55	4:18	4:09	13:22	9	1:29	
88	F	McKEE Kevin	M	1	1	2	0	0	0	0	0.00	2	0	0	2	+4	4:59	5:11	4:56	15:06	9	1:40	
3	D	DEQUEBEC Ralph	M	0	2	2	0	0	0	0	0.00	0	1	0	1	+7	7:46	8:02	7:36	23:24	10	2:20	
8	F	WALLACE Jack	M	1	0	1	0	0	0	0	0.00	2	1	2	5	+3	5:31	4:10	2:46	12:27	8	1:33	
16	F	FARMER Declan +A	M	1	3	4	0	9	3	6	75.00	2	1	0	3	+3	5:40	4:39	2:28	12:47	8	1:35	
22	F	GROVE Noah	M	1	0	1	0	0	0	0	0.00	2	0	0	2	+3	4:45	3:58	2:36	11:19	8	1:24	
27	D	PAULS Josh +C	M	0	2	2	0	0	0	0	0.00	1	0	0	1	+7	7:51	6:58	9:28	24:17	11	2:12	
13	F	McDERMOTT Luke	M	1	0	1	2	0	0	0	0.00	0	1	0	1	+2	5:12	5:50	5:13	16:15	10	1:37	
20	F	PAGE Adam	M	0	2	2	0	1	0	1	100.00	0	0	0	0	+2	4:32	6:01	8:04	18:37	9	2:04	
23	F	ROMAN Rico	M	1	0	1	0	8	4	4	66.67	1	1	0	2	+2	4:42	5:37	7:39	17:58	9	1:59	
32	GK	LEE Jen	M	0	0	0	0	0	0	0	0	0	0	0	0								
34	GK	CASH Steve	M	0	0	0	0	0	0	0	0	0	0	0	0								
Total				10	15	25	2	25	10	15	71.43	12	9	3	24								

Team : JPN (white)

No.	Pos.	Name	Gen	G	A	P	PIM	FO+	FO-	FO+/-	FO%	Shots on Goal					+/-	Time on Ice					
												1	2	3	OT	TS		1	2	3	OT	TOT	SHF
7	F	HORIE Wataru	M	0	0	0	2	0	0	0	0.00	0	0	0	0	-5	6:25	5:33	7:23	19:21	13	1:29	
25	D	MISAWA Eiji	M	0	0	0	0	0	0	0	0.00	0	0	0	0	-3	6:27	11:38	8:52	26:57	15	1:47	
32	D	UEHARA Daisuke	M	0	0	0	0	0	1	-1	0.00	0	0	0	0	-3	6:27	9:36	11:28	27:31	17	1:37	
55	F	TAKAHASHI Kazuhiro +A	M	0	0	0	0	8	12	-4	40.00	0	0	0	0	-4	6:25	7:34	7:53	21:52	15	1:27	
96	F	KUMAGAI Masaharu +A	M	0	0	0	0	0	0	0	0.00	0	0	2	2	-5	6:25	8:00	11:08	25:33	17	1:30	
13	F	YOSHIKAWA Mamoru	M	0	0	0	2	2	11	-9	15.38	0	0	0	0	-4	8:41	7:38	6:54	23:13	14	1:39	
18	D	NAKAMURA Toshiyuki	M	0	0	0	0	0	0	0	0.00	0	0	0	0	-3	4:16	1:40	0:48	6:44	7	0:57	
24	D	SUDO Satoru +C	M	0	0	0	0	0	0	0	0.00	0	0	0	0	-7	8:38	5:24	9:19	23:21	12	1:56	
27	F	ANNAKA Mikio	M	0	0	0	0	0	0	0	0.00	0	0	0	0	-3	8:41	4:31	1:57	15:09	11	1:22	
70	F	KODAMA Nao	M	0	0	0	0	0	0	0	0.00	0	0	0	0	-4	8:41	7:56	3:41	20:18	12	1:41	
16	F	SHIBA Taimei	M	0	0	0	0	0	0	0	0.00	0	0	0	0	-1	0:00	3:15	1:11	4:26	4	1:06	
33	D	ISHII Hideaki	M	0	0	0	0	0	0	0	0.00	0	0	0	0	-3	4:21	1:24	0:00	5:45	4	1:26	
79	F	NAGUMO Keisuke	M	0	0	0	0	0	1	-1	0.00	0	0	0	0	0	0:00	0:00	2:22	2:22	1	2:22	
21	GK	FUKUSHIMA Shinobu	M	0	0	0	0	0	0	0	0	0	0	0	0								
30	GK	MOCHIZUKI Kazuya	M	0	0	0	0	0	0	0	0	0	0	0	0								
Total				0	0	0	4	10	25	-15	28.57	0	0	2	2								

Group B

R	Team	GP	W	OTW	OTL	L	GDF	GF : GA	PTS
1	USA	1	1	0	0	0	+10	10 : 0	3
2	KOR	1	1	0	0	0	+3	4 : 1	3
3	JPN	2	0	0	0	2	-13	1 : 14	0
-	CZE	0							

	CZE	JPN	KOR	USA
CZE	*****	TUE 13 MAR 19:00	SUN 11 MAR 15:30	MON 12 MAR 12:00
JPN	TUE 13 MAR 19:00	*****	1:4	0:10
KOR	SUN 11 MAR 15:30	4:1	*****	TUE 13 MAR 12:00
USA	MON 12 MAR 12:00	10:0	TUE 13 MAR 12:00	*****

Legend:	
(G) Goals in tournament	* does not count for Plus/minus
+C Captain	A Assists
EQ Equal strength	ET/Res Penalty end time/Result of game
FO% Face-offs won as percentage	FO+ Face-offs won
GA Goals against	GDF Goal difference
GK Goalkeeper	GP Games played
MIP Minutes in play (GK)	No. Jersey number
OTW Overtime wins	P Points
PP1 Power play - 1 player	PPG Power play goals
SHF Number of shifts	SHG Shorthanded goals
TOT Total	TPP Time on power play
+/- Plus/minus net	AVG Average time on ice / shift
F Forward	FO+/- Face-offs net
Gen Gender	G Goals
L Losses	GF Goals for
OT Overtime	M Male
PIM Penalties in minutes	OTL Overtime losses
PTS Points	Pos. Position
SOG Shots on goal	R Rank
TS Total shots	SVS Saves
	W Wins



Shot Chart
슛 차트
USA - JPN

Shots by JPN


Goals (o): 0 SSG (+): 0
SSP (<): 0 SPG (-): 0



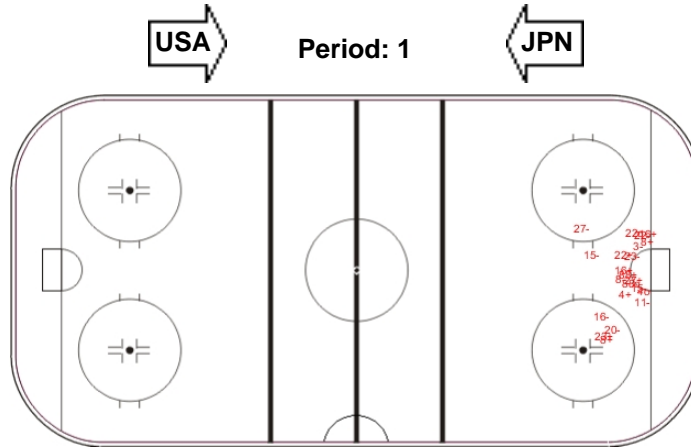
GK 32 of USA

Shots by USA

Goals (o): 3 SSG (+): 9
SSP (>): 0 SPG (-): 10

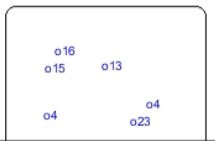


GK 21 of JPN



Shots by USA

Goals (o): 6 SSG (+): 3
SSP (<): 0 SPG (-): 3



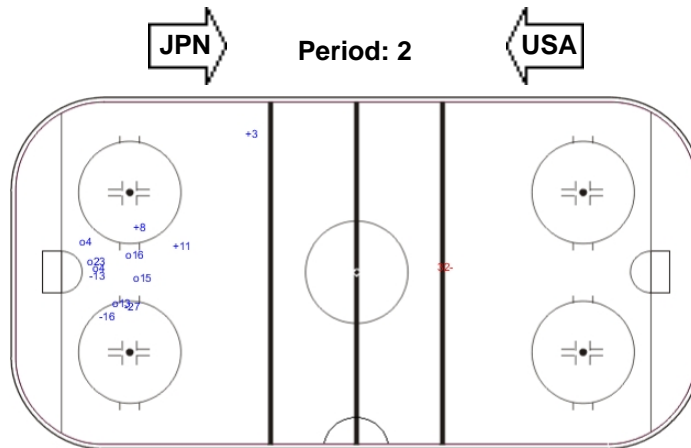
GK 21 of JPN

Shots by JPN

Goals (o): 0 SSG (+): 0
SSP (>): 0 SPG (-): 1




GK 32 of USA



Shots by JPN


Goals (o): 0 SSG (+): 2
SSP (<): 0 SPG (-): 0



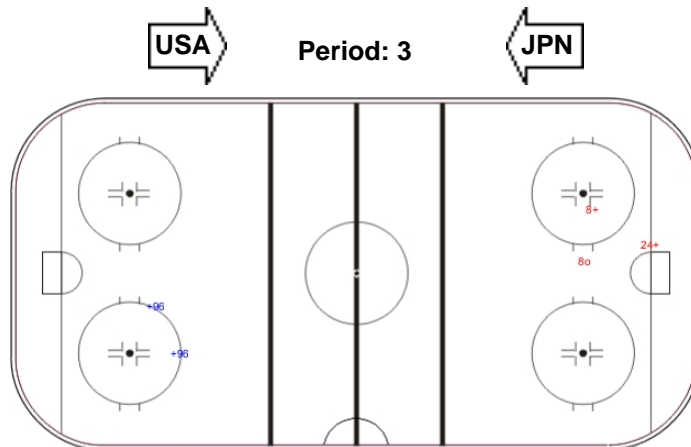
GK 32 of USA

Shots by USA

Goals (o): 1 SSG (+): 2
SSP (>): 0 SPG (-): 0



GK 30 of JPN



Legend:

GK Goalkeeper SPG Shots past goal SSG Shots saved by goalkeeper SSP Shots saved by player



Face-off Chart

페이스오프 차트

USA - JPN

PERIOD 1

	USA		JPN		USA		JPN		USA		JPN		Total wins all zones				
	Def. zone	Att. zone	Neutral zone	Neutral zone	Att. zone	Def. zone	Neutral zone	Neutral zone	Att. zone	Def. zone	Neutral zone	Neutral zone					
	- 16	+ 13	- 24	+ 55	+ 23	- 13	- 24	+ 55	+ 23	- 13	- 24	+ 55	<table border="1"> <tr> <th>USA</th> <th>JPN</th> </tr> <tr> <td>10 / 67%</td> <td>5 / 33%</td> </tr> </table>	USA	JPN	10 / 67%	5 / 33%
USA	JPN																
10 / 67%	5 / 33%																
	+ 16	- 55	+ 16	- 13	+ 23	- 55	+ 16	- 13	+ 23	- 55	+ 16	- 13					
	- 23	+ 55	+ 24	- 13	+ 24	- 55	+ 24	- 13	+ 24	- 13	+ 16	- 55					
			+ 16	- 13	+ 16	- 55	- 23	+ 55	- 23	+ 13	+ 16	- 55					
			+ 16	- 13	- 23	+ 55	- 23	+ 13	+ 16	- 55							
Total wins / period	1 / 33%	2 / 67%	3 / 75%	1 / 25%	6 / 75%	2 / 25%											

PERIOD 2

	USA		JPN		USA		JPN		USA		JPN		Total wins all zones				
	Def. zone	Att. zone	Neutral zone	Neutral zone	Att. zone	Def. zone	Neutral zone	Neutral zone	Att. zone	Def. zone	Neutral zone	Neutral zone					
	+ 23	- 55	- 24	+ 55	- 16	+ 55	- 24	+ 55	- 16	+ 55	- 24	+ 55	<table border="1"> <tr> <th>USA</th> <th>JPN</th> </tr> <tr> <td>9 / 69%</td> <td>4 / 31%</td> </tr> </table>	USA	JPN	9 / 69%	4 / 31%
USA	JPN																
9 / 69%	4 / 31%																
			+ 16	- 55	+ 15	- 32	+ 16	- 55	+ 15	- 32	+ 16	- 55					
			+ 16	- 13			+ 16	- 13			+ 16	- 13					
			- 16	+ 55			- 16	+ 55			- 16	+ 55					
			- 23	+ 55			- 23	+ 55			- 23	+ 55					
Total wins / period	1 / 100%	0 / 0%	7 / 70%	3 / 30%	1 / 50%	1 / 50%											

PERIOD 3

	USA		JPN		USA		JPN		USA		JPN		Total wins all zones				
	Def. zone	Att. zone	Neutral zone	Neutral zone	Att. zone	Def. zone	Neutral zone	Neutral zone	Att. zone	Def. zone	Neutral zone	Neutral zone					
	+ 23	- 55	- 24	+ 55	+ 20	- 13	- 24	+ 55	+ 20	- 13	- 24	+ 55	<table border="1"> <tr> <th>USA</th> <th>JPN</th> </tr> <tr> <td>6 / 86%</td> <td>1 / 14%</td> </tr> </table>	USA	JPN	6 / 86%	1 / 14%
USA	JPN																
6 / 86%	1 / 14%																
			+ 23	- 55			+ 23	- 55			+ 23	- 55					
			+ 16	- 55			+ 16	- 55			+ 16	- 55					
			+ 16	- 79			+ 16	- 79			+ 16	- 79					
			+ 23	- 55			+ 23	- 55			+ 23	- 55					
Total wins / period	1 / 100%	0 / 0%	4 / 80%	1 / 20%	1 / 100%	0 / 0%											

TOTAL

	USA		JPN		USA		JPN		USA		JPN		Total wins all zones				
	Def. zone	Att. zone	Neutral zone	Neutral zone	Att. zone	Def. zone	Neutral zone	Neutral zone	Att. zone	Def. zone	Neutral zone	Neutral zone					
Total wins / game	3 / 60%	2 / 40%	14 / 74%	5 / 26%	8 / 73%	3 / 27%							<table border="1"> <tr> <th>USA</th> <th>JPN</th> </tr> <tr> <td>25 / 71%</td> <td>10 / 29%</td> </tr> </table>	USA	JPN	25 / 71%	10 / 29%
USA	JPN																
25 / 71%	10 / 29%																



HEAD TO HEAD

		JPN				Tot	wins USA	Dz	Nz	Az
No.	13	32	55	79						
USA	15		1 - 0			1	1 100%			1 100%
	16	3 - 1		5 - 2	1 - 0	12	9 75%	1 50%	6 86%	2 67%
	20	1 - 0				1	1 100%			1 100%
	23	3 - 1		5 - 3		12	8 67%	2 67%	4 80%	2 50%
	24	4 - 0		2 - 3		9	6 67%		4 57%	2 100%
	Tot	13	1	20	1	35	25 71%	3 60%	14 74%	8 73%
wins JPN	2 15%	0 0%	8 40%	0 0%	10 29%					
Dz	1 25%	0 0%	2 33%		3 27%					
Nz	0 0%		5 50%	0 0%	5 26%					
Az	1 100%		1 25%		2 40%					

Legend:

Az Attacking zone **Dz** Defending zone **No.** Jersey number **Nz** Neutral zone **Tot** Total face-offs played



Line-ups

라인업

KOR - CZE

Referee

MORRISON Johnathan (USA)

Linesmen

FERGENBAUM Matthew (CAN) , LUNDEN Andreas (SWE)

Goalkeepers

Team: KOR

No.	Name	Gen
31	YU Man Gyun	M
32	LEE Jae Woong	M

Team: CZE

No.	Name	Gen
6	VAPENKA Michal	M
1	KUDELA Martin	M

Team Line-ups

Team: KOR (blue)

No.	Pos.	Name	Gen
12	D	KIM Young Sung	M
20	D	JANG Dong Shin	M
21	F	LEE Ju Seung	M
23	F	LEE Yong Min	M
55	F	JANG Jong Ho +A	M
10	D	CHO Young Jae	M
68	D	HAN Min Su +C	M
14	F	JUNG Seung Hwan +A	M
27	F	CHO Byeong Seok	M
28	F	LEE Jong Kyung	M
44	D	LEE Hae Man	M
7	F	CHOI Kwang Hyouk	M
26	F	KIM Dea Jung	M

Head Coach: SEO Kwang Suk

NOT DRESSED:

89	D	LEE Ji Hoon	M
97	F	CHOI Si Woo	M

Team: CZE (white)

No.	Pos.	Name	Gen
29	D	KUBES Pavel +A	M
67	D	DOLEZAL Pavel	M
7	F	MOTYCKA David	M
74	F	GEIER Michal +A	M
82	F	HABL Zdenek	M
65	D	HRBEK Miroslav	M
75	D	RAUL Jiri	M
24	F	SAFRANEK Zdenek +C	M
77	F	PALAT David	M
96	F	KRUPICKA Zdenek	M
11	D	WAGNER Karel	M
15	F	NOVAK Martin	M
26	F	KLIMA Zdenek	M

Head Coach: BRIZA Jiri

Legend:

D	Defence	F	Forward	Gen	Gender	M	Male
No.	Jersey number	Pos.	Position	+A	Assistant captain	+C	Captain



Graphical Line-ups

그래픽 라인업

KOR - CZE

Referee

MORRISON Johnathan (USA)

Linesmen

FERGENBAUM Matthew (CAN) , LUNDEN Andreas (SWE)

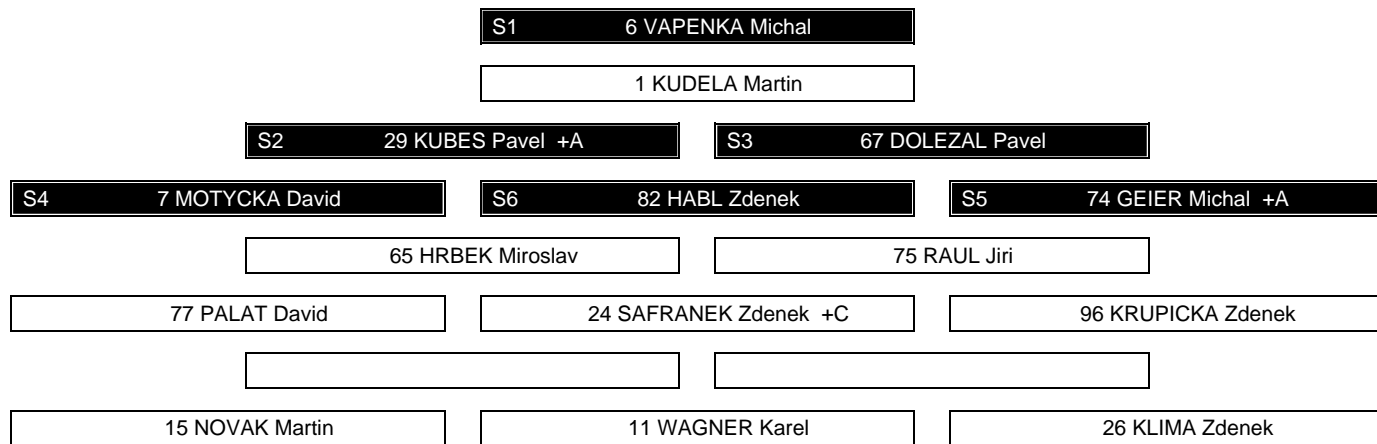
Team: KOR - Republic of Korea (blue)

Head Coach: SEO Kwang Suk



Team: CZE - Czech Republic (white)

Head Coach: BRIZA Jiri



Legend:

Sn Starting position **+A** Assistant captain **+C** Captain



Game Summary

경기 요약

KOR - CZE 3 - 2 (0 - 0, 1 - 0, 1 - 2, 1 - 0)

Spectators	Referee	Linesmen
5187	MORRISON Johnathan (USA)	FERGENBAUM Matthew (CAN) , LUNDEN Andreas (SWE)

Team Statistics

Period	Score	SVS	SOG	PIM	TPP	PPG	SHG
1	0 : 0	0 : 4	4 : 0	4 : 2	00:25 : 02:25	0 : 0	0 : 0
2	1 : 0	4 : 6	7 : 4	2 : 2	02:00 : 02:00	0 : 0	0 : 0
3	1 : 2	4 : 9	10 : 6	2 : 4	04:00 : 00:56	0 : 0	0 : 1
OT	1 : 0	0 : 0	1 : 0	0 : 0	00:00 : 01:04	0 : 0	0 : 0
Total	3 : 2	8 : 19	22 : 10	8 : 8	06:25 : 06:25	0 : 0	0 : 1

1st Period

Action	Time	ET/Res	Team	Type	No.	Name	(G) Name of Assistant(s) / Action Description
GK	00:00		KOR		31	YU MG	- Goalkeeper in
GK	00:00		CZE		6	VAPENKA M	- Goalkeeper in
Penalty	09:42	11:42	KOR	2 min.	21	LEE JS	- Teeing
Penalty	11:58	13:58	KOR	2 min.	23	LEE YM	- Elbowing
Penalty	12:23	14:23	CZE	2 min.	29	KUBES P	- Teeing

2nd Period

Action	Time	ET/Res	Team	Type	No.	Name	(G) Name of Assistant(s) / Action Description
Goal	18:28	1 : 0	KOR	EQ	21	LEE JS	(1) 55 JANG JH On Ice KOR 31 10 14 21 55 68 14 JUNG SH CZE 6 65 75 77 82 96
Penalty	20:37	22:37	CZE	2 min.	82	HABL Z	- Interference
Penalty	24:41	26:41	KOR	2 min.	12	KIM YS	- Delaying the Game

3rd Period

Action	Time	ET/Res	Team	Type	No.	Name	(G) Name of Assistant(s) / Action Description
Penalty	33:53	35:53	CZE	2 min.	96	KRUPICKA Z	- Holding an opponent
Penalty	38:26	40:26	CZE	2 min.	75	RAUL J	- Roughing
Goal	38:55	1 : 1	CZE	SH1	74	GEIER M	(1) 29 KUBES P On Ice KOR 31 12 20 21 23 55 CZE 6 29 67 74 82
Time-out	38:55		KOR				
Goal	42:53	2 : 1	KOR	EQ	14	JUNG SH	(2) 28 LEE JK On Ice KOR 31 10 14 27 28 68 CZE 6 24 65 75 77 96
Time-out	43:35		CZE				
Penalty	44:04	46:04	KOR	2 min.	21	LEE JS	- Holding an opponent
GK	44:04		CZE				6 VAPENKA M - Goalkeeper out
Goal	44:21	2 : 2	CZE	EQ	74	GEIER M	(2) 29 KUBES P On Ice KOR 31 14 20 23 55 68 67 DOLEZAL P CZE 7 29 67 74 82 96
GK	44:21		CZE		6	VAPENKA M	- Goalkeeper in

Overtime

Action	Time	ET/Res	Team	Type	No.	Name	(G) Name of Assistant(s) / Action Description
Goal	45:13	3 : 2	KOR	EQ	14	JUNG SH	(3) 20 JANG DS On Ice KOR 31 10 14 20 68 10 CHO YJ CZE 6 29 67 74 82
GK	45:13		KOR				31 YU MG - Goalkeeper out
GK	45:13		CZE				6 VAPENKA M - Goalkeeper out

Goalkeeper Records

Team : KOR - Republic of Korea

No.	Name	SOG	SVS	MIP
31	YU Man Gyun	10	8	45:13
32	LEE Jae Woong			

Team : CZE - Czech Republic

No.	Name	SOG	SVS	MIP
6	VAPENKA Michal	22	19	44:56
1	KUDELA Martin			

Game Statistics



Team : KOR (blue)

Head Coach : SEO Kwang Suk												Shots on Goal					Time on Ice								
No.	Pos.	Name	Gen	G	A	P	PIM	FO+	FO-	FO+/-	FO%	1	2	3	OT	TS	+/-	1	2	3	OT	TOT	SHF	AVG	
12	D	KIM Young Sung	M	0	0	0	2	0	0	0	0.00	1	0	1	0	2	-1	7:18	6:12	7:51	0:00	21:21	18	1:11	
20	D	JANG Dong Shin	M	0	1	1	0	0	0	0	0.00	0	0	1	0	1	-1	7:36	8:47	8:14	0:12	24:49	21	1:10	
21	F	LEE Ju Seung	M	1	0	1	4	5	0	5	100.00	1	3	0	0	4	0	7:36	7:54	7:36	0:00	23:06	19	1:12	
23	F	LEE Yong Min	M	0	0	0	2	0	1	-1	0.00	1	0	0	0	1	-2	7:04	7:47	6:26	0:00	21:17	19	1:07	
55	F	JANG Jong Ho +A	M	0	1	1	0	14	5	9	73.68	0	0	0	0	0	-1	6:28	6:24	6:15	0:00	19:07	16	1:11	
10	D	CHO Young Jae	M	0	1	1	0	0	0	0	0.00	0	1	1	0	2	+3	7:22	7:47	6:52	0:12	22:13	18	1:14	
14	F	JUNG Seung Hwan +A	M	2	1	3	0	0	0	0	0.00	0	0	5	1	6	+2	7:23	7:11	8:45	0:12	23:31	21	1:07	
27	F	CHO Byeong Seok	M	0	0	0	0	13	3	10	81.25	0	2	0	0	2	+1	5:22	6:38	8:00	0:00	20:00	17	1:10	
28	F	LEE Jong Kyung	M	0	1	1	0	7	1	6	87.50	1	1	0	0	2	+1	7:01	5:36	7:17	0:00	19:54	17	1:10	
68	D	HAN Min Su +C	M	0	0	0	0	0	0	0	0.00	0	0	2	0	2	+2	7:41	6:20	7:30	0:12	21:43	18	1:12	
7	F	CHOI Kwang Hyouk	M	0	0	0	0	0	0	0	0.00	0	0	0	0	0	0	0:00	2:14	0:00	0:00	2:14	1	2:14	
26	F	KIM Dea Jung	M	0	0	0	0	0	0	0	0.00	0	0	0	0	0	0	0:00	0:00	0:00	0:00	0:00	0	0:00	
44	D	LEE Hae Man	M	0	0	0	0	0	0	0	0.00	0	0	0	0	0	0	0:00	0:00	0:00	0:00	0:00	0	0:00	
31	GK	YU Man Gyun	M	0	0	0	0	0	0	0	0.00	0	0	0	0	0	0	0:00	0:00	0:00	0:00	0:00	0	0:00	
32	GK	LEE Jae Woong	M	0	0	0	0	0	0	0	0.00	0	0	0	0	0	0	0:00	0:00	0:00	0:00	0:00	0	0:00	
Total				3	5	8	8	39	10	29	79.59	4	7	10	1	22									

Team : CZE (white)

Head Coach : BRIZA Jiri												Shots on Goal					Time on Ice								
No.	Pos.	Name	Gen	G	A	P	PIM	FO+	FO-	FO+/-	FO%	1	2	3	OT	TS	+/-	1	2	3	OT	TOT	SHF	AVG	
7	F	MOTYCKA David	M	0	0	0	0	0	0	0	0.00	0	0	1	0	1	+1	7:54	8:41	8:28	0:00	25:03	18	1:23	
29	D	KUBES Pavel +A	M	0	2	2	2	0	0	0	0.00	0	1	1	0	2	+1	6:29	8:03	10:24	0:12	25:08	23	1:05	
67	D	DOLEZAL Pavel	M	0	1	1	0	0	1	-1	0.00	0	0	0	0	0	+1	7:48	8:06	9:41	0:12	25:47	22	1:10	
74	F	GEIER Michal +A	M	2	0	2	0	1	2	-1	33.33	0	1	3	0	4	+1	5:08	7:53	9:51	0:12	23:04	21	1:05	
82	F	HABL Zdenek	M	0	0	0	2	9	18	-9	33.33	0	2	0	0	2	0	7:50	8:02	9:53	0:12	25:57	21	1:14	
24	F	SAFRANEK Zdenek +C	M	0	0	0	0	0	16	-16	0.00	0	0	0	0	0	-1	7:51	6:03	5:13	0:00	19:07	19	1:00	
65	D	HRBEK Miroslav	M	0	0	0	0	0	0	0	0.00	0	0	0	0	0	-2	7:48	6:43	5:12	0:00	19:43	19	1:02	
75	D	RAUL Jiri	M	0	0	0	2	0	1	-1	0.00	0	0	0	0	0	-2	7:30	7:03	3:38	0:00	18:11	20	0:54	
77	F	PALAT David	M	0	0	0	0	0	0	0	0.00	0	0	0	0	0	-2	7:07	6:18	4:18	0:00	17:43	20	0:53	
96	F	KRUPICKA Zdenek	M	0	0	0	2	0	1	-1	0.00	0	0	1	0	1	-1	7:20	5:48	4:17	0:00	17:25	18	0:58	
11	D	WAGNER Karel	M	0	0	0	0	0	0	0	0.00	0	0	0	0	0	0	0:00	0:00	0:00	0:00	0:00	0	0:00	
15	F	NOVAK Martin	M	0	0	0	0	0	0	0	0.00	0	0	0	0	0	0	0:00	0:00	0:00	0:00	0:00	0	0:00	
26	F	KLIMA Zdenek	M	0	0	0	0	0	0	0	0.00	0	0	0	0	0	0	0:00	0:00	0:00	0:00	0:00	0	0:00	
1	GK	KUDELA Martin	M	0	0	0	0	0	0	0	0.00	0	0	0	0	0	0	0:00	0:00	0:00	0:00	0:00	0	0:00	
6	GK	VAPENKA Michal	M	0	0	0	0	0	0	0	0.00	0	0	0	0	0	0	0:00	0:00	0:00	0:00	0:00	0	0:00	
Total				2	3	5	8	10	39	-29	20.41	0	4	6	0	10									

Group B

R	Team	GP	W	OTW	OTL	L	GDF	GF : GA	PTS
1	KOR	2	1	1	0	0	+4	7 : 3	5
2	USA	1	1	0	0	0	+10	10 : 0	3
3	CZE	1	0	0	1	0	-1	2 : 3	1
4	JPN	2	0	0	0	2	-13	1 : 14	0

	CZE	JPN	KOR	USA
CZE	*****	TUE 13 MAR 19:00	2:3	MON 12 MAR 12:00
JPN	TUE 13 MAR 19:00	*****	1:4	0:10
KOR	3:2	4:1	*****	TUE 13 MAR 12:00
USA	MON 12 MAR 12:00	10:0	TUE 13 MAR 12:00	*****

Legend:	
(G) Goals in tournament	+/- Plus/minus net
A Assists	AVG Average time on ice / shift
EQ Equal strength	ET/Res Penalty end time/Result of game
FO% Face-offs won as percentage	FO+ Face-offs won
GA Goals against	GDF Goal difference
GK Goalkeeper	GP Games played
MIP Minutes in play (GK)	No. Jersey number
OTW Overtime wins	P Points
PPG Power play goals	PTS Points
SHF Number of shifts	SHG Shorthanded goals
TOT Total	TPP Time on power play
+A Assistant captain	+C Captain
D Defence	EA Extra attacker
F Forward	FO- Face-offs lost
FO+/- Face-offs net	G Goals
Gen Gender	GF Goals for
L Losses	M Male
OT Overtime	OTL Overtime losses
PIM Penalties in minutes	Pos. Position
R Rank	SH1 Shorthanded - 1 player
SOG Shots on goal	SVS Saves
TS Total shots	W Wins



Shot Chart
슛 차트
KOR - CZE

Shots by KOR

Goals (o): 0 SSG (+): 4
SSP (<): 2 SPG (-): 7



GK 6 of CZE

Shots by CZE


Goals (o): 0 SSG (+): 4
SSP (<): 0 SPG (-): 4



GK 31 of KOR

Shots by KOR

Goals (o): 1 SSG (+): 9
SSP (<): 2 SPG (-): 3



GK 6 of CZE

Shots by CZE

Goals (o): 2 SSG (+): 4
SSP (>): 0 SPG (-): 4



GK 31 of KOR

Shots by CZE


Goals (o): 0 SSG (+): 0
SSP (>): 0 SPG (-): 0



GK 31 of KOR

Shots by KOR

Goals (o): 1 SSG (+): 6
SSP (>): 1 SPG (-): 3



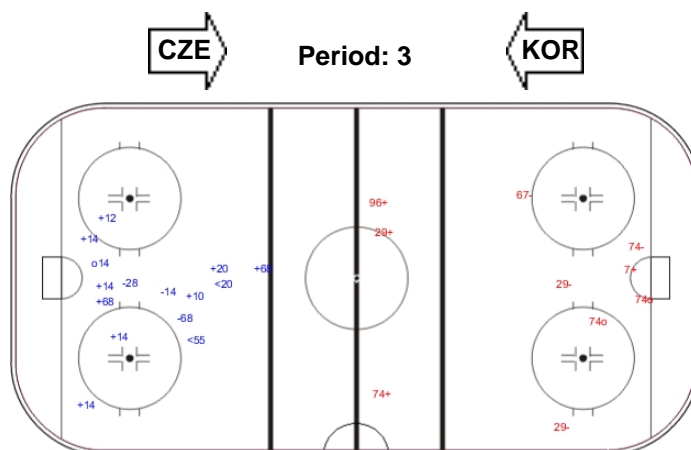
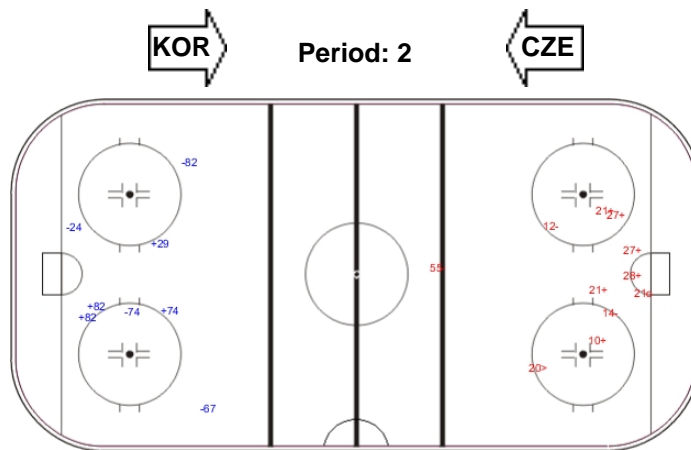
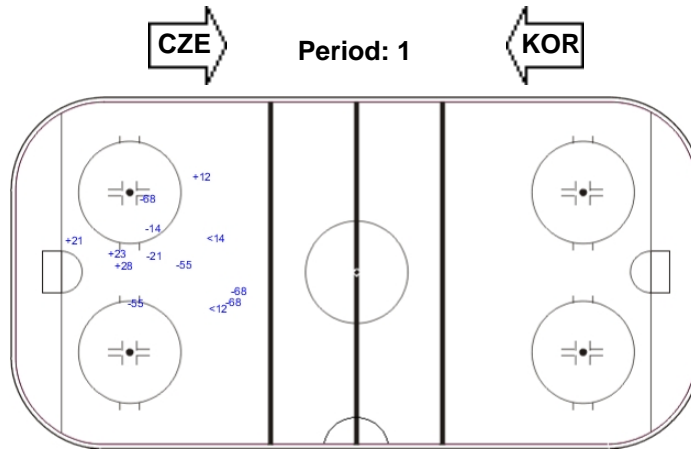
GK 6 of CZE

Shots by CZE

Goals (o): 2 SSG (+): 4
SSP (>): 0 SPG (-): 4



GK 31 of KOR

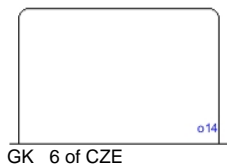




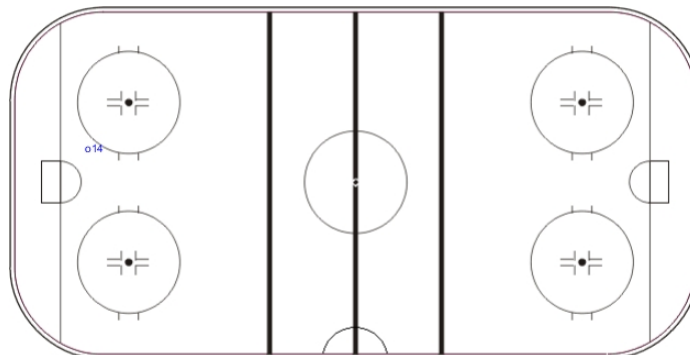
Shots by KOR

Goals (o): 1 SSG (+): 0

 SSP (<): 0 SPG (-): 0



Overtime



Shots by CZE

Goals (o): 0 SSG (+): 0

 SSP (>): 0 SPG (-): 0



Legend:
GK Goalkeeper **SPG** Shots past goal **SSG** Shots saved by goalkeeper **SSP** Shots saved by player



Face-off Chart
페이스오프 차트
KOR - CZE

PERIOD 1

	KOR		CZE		KOR		CZE		KOR		CZE		Total wins all zones	
	Def. zone	Att. zone	Neutral zone		Att. zone	Def. zone	Neutral zone		Att. zone	Def. zone	Neutral zone			
	+ 55	- 24	+ 55	- 82	+ 27	- 67	+ 55	- 24	+ 27	- 82	+ 55	- 24	Total wins all zones	
	+ 28	- 82	+ 55	- 24	+ 27	- 82	- 55	+ 82	+ 27	- 24	+ 27	- 24		
	+ 28	- 82	+ 27	- 24	+ 55	- 24	+ 27	- 24	+ 27	- 24	+ 28	- 74		
			+ 28	- 96	+ 27	- 24	+ 27	- 24	+ 27	- 24	+ 28	- 74		
					+ 28	- 96	+ 27	- 24	+ 27	- 24	+ 28	- 74		
Total wins / period	3 / 100%	0 / 0%	4 / 80%	1 / 20%	5 / 100%	0 / 0%							12 / 92%	1 / 8%

PERIOD 2

	KOR		CZE		KOR		CZE		KOR		CZE		Total wins all zones	
	Def. zone	Att. zone	Neutral zone		Att. zone	Def. zone	Neutral zone		Att. zone	Def. zone	Neutral zone			
	+ 27	- 82	+ 55	- 82	+ 27	- 82	+ 55	- 24	+ 27	- 82	+ 55	- 75	Total wins all zones	
	+ 27	- 24	- 27	+ 82	- 27	+ 82	+ 55	- 24	- 27	+ 82	+ 55	- 74		
	+ 55	- 24	+ 55	- 24	+ 55	- 75	+ 55	- 24	+ 55	- 74	+ 55	- 82		
	+ 55	- 24	+ 55	- 24	- 28	+ 74	+ 55	- 24	+ 55	- 74	+ 55	- 82		
	+ 21	- 82	+ 55	- 24	+ 55	- 74	+ 55	- 24	+ 55	- 74	+ 55	- 82		
	+ 28	- 24			+ 55	- 74	+ 55	- 24	+ 55	- 74	+ 55	- 82		
	- 55	+ 82			+ 55	- 74	+ 55	- 24	+ 55	- 74	+ 55	- 82		
	+ 21	- 24			+ 55	- 74	+ 55	- 24	+ 55	- 74	+ 55	- 82		
					+ 55	- 74	+ 55	- 24	+ 55	- 74	+ 55	- 82		
					+ 55	- 74	+ 55	- 24	+ 55	- 74	+ 55	- 82		
Total wins / period	7 / 88%	1 / 12%	3 / 75%	1 / 25%	4 / 67%	2 / 33%							14 / 78%	4 / 22%

PERIOD 3

	KOR		CZE		KOR		CZE		KOR		CZE		Total wins all zones	
	Def. zone	Att. zone	Neutral zone		Att. zone	Def. zone	Neutral zone		Att. zone	Def. zone	Neutral zone			
	- 23	+ 82	- 55	+ 82	+ 27	- 82	+ 27	- 82	+ 27	- 82	+ 27	- 82	Total wins all zones	
			+ 27	- 24	+ 27	- 82	+ 21	- 24	+ 27	- 82	+ 21	- 24		
			+ 27	- 82	+ 21	- 24	- 27	+ 82	- 55	+ 82	+ 55	- 82		
			- 27	+ 82	- 55	+ 82	+ 21	- 24	+ 55	- 82	+ 27	- 24		
			+ 21	- 82	+ 27	- 82	+ 27	- 82	+ 27	- 82	+ 21	- 82		
			+ 27	- 82	+ 27	- 82	+ 27	- 82	+ 27	- 82	+ 21	- 82		
					+ 27	- 82	+ 27	- 82	+ 27	- 82	+ 21	- 82		
					+ 27	- 82	+ 27	- 82	+ 27	- 82	+ 21	- 82		
					+ 27	- 82	+ 27	- 82	+ 27	- 82	+ 21	- 82		
					+ 27	- 82	+ 27	- 82	+ 27	- 82	+ 21	- 82		
Total wins / period	0 / 0%	1 / 100%	4 / 67%	2 / 33%	8 / 80%	2 / 20%							12 / 71%	5 / 29%

OVERTIME

	KOR		CZE		KOR		CZE		Total wins all zones	
	Def. zone	Att. zone	Neutral zone		Att. zone	Def. zone	Neutral zone			
			+ 28	- 82					Total wins all zones	
Total wins / period			1 / 100%	0 / 0%						KOR CZE
									1 / 100%	0 / 0%



TOTAL

Total wins / game	KOR		CZE		KOR		CZE		Total wins all zones	
	Def. zone	Att. zone	Neutral zone		Att. zone	Def. zone	KOR	CZE	KOR	CZE
	10 / 83%	2 / 17%	12 / 75%	4 / 25%	17 / 81%	4 / 19%	39 / 80%	10 / 20%		

HEAD TO HEAD

	CZE						Tot	wins KOR	Dz	Nz	Az
	No.	24	67	74	75	82					
KOR	21	2 - 0				3 - 0	5	5 100%	2 100%	1 100%	2 100%
	23					0 - 1	1	0 0%	0 0%		
	27	5 - 0	1 - 0			7 - 3	16	13 81%	2 100%	4 67%	7 88%
	28	2 - 0		1 - 1		3 - 0	8	7 88%	3 100%	2 100%	2 67%
	55	7 - 0		1 - 0	1 - 0	5 - 5	19	14 74%	3 75%	5 71%	6 75%
	Tot	16	1	3	1	27	1	49	39 80%	10 83%	12 75%
wins CZE	0 0%	0 0%	1 33%	0 0%	9 33%	0 0%	10 20%				
Dz	0 0%	0 0%	1 33%	0 0%	3 27%		4 19%				
Nz	0 0%				4 40%	0 0%	4 25%				
Az	0 0%				2 33%		2 17%				

Legend:
Az Attacking zone **Dz** Defending zone **No.** Jersey number **Nz** Neutral zone **Tot** Total face-offs played



Line-ups

라인업

CAN - ITA

Referee

YAMAGUCHI Sotaro (JPN)

Goalkeepers

Team: CAN

No.	Name	Gen
30	WATSON Corbin	M
31	LAROCQUE Dominic	M

Team Line-ups

Team: CAN (white)

No.	Pos.	Name	Gen
11	D	DIXON Adam	M
14	D	ARSENAULT Steve	M
8	F	McGREGOR Tyler +A	M
12	F	WESTLAKE Greg +C	M
23	F	HICKEY Liam	M
5	D	HENRY Tyrone	M
6	D	ARMSTRONG Rob	M
10	F	DELANEY Ben	M
18	F	BRIDGES Billy	M
19	F	COZZOLINO Dom	M
25	D	GEMMELL James	M
4	F	DUNN James	M
20	F	SHOLOMICKI Bryan +A	M

Head Coach: BABEY Ken

NOT DRESSED:

9	F	SMITH Corbyn	M
27	D	BOWDEN Brad	M

Linesmen

NOTHEGGER David (AUT) , WESLEY Leon (CZE)

Team: ITA

No.	Name	Gen
1	STILLITANO Santino	M
15	ARAUDO Gabriele	M

Team: ITA (blue)

No.	Pos.	Name	Gen
3	D	ROSA Gianluigi	M
6	D	CAVALIERE Gian Luca +C	M
11	F	LARCH Nils	M
27	F	ANDREONI Alessandro	M
62	F	DEPAOLI Christoph	M
5	D	PLANKER Florian +A	M
14	D	BALOSSETTI Bruno	M
26	F	ANTOCHI Eusebiu	M
68	F	CORVINO Valerio	M
73	F	LEPERDI Greg +A	M
7	F	WINKLER Werner	M
8	F	RADICE Roberto	M
10	F	KAFMANN Stephan	M

Head Coach: da RIN Massimo

NOT DRESSED:

9	F	KALEGARIS Sandro	M
18	D	MACRI Andrea	M

Legend:

D	Defence	F	Forward	Gen	Gender	M	Male
No.	Jersey number	Pos.	Position	+A	Assistant captain	+C	Captain



Graphical Line-ups

그래픽 라인업

CAN - ITA

Referee

YAMAGUCHI Sotaro (JPN)

Linesmen

NOTHEGGER David (AUT) , WESLEY Leon (CZE)

Team: CAN - Canada (white)

Head Coach: BABEY Ken



Team: ITA - Italy (blue)

Head Coach: da RIN Massimo



Legend:

Sn Starting position **+A** Assistant captain **+C** Captain



Game Summary

경기 요약

CAN - ITA 10 - 0 (3 - 0 , 4 - 0 , 3 - 0)

Spectators	Referee	Linesmen
4795	YAMAGUCHI Sotaro (JPN)	NOTHEGGER David (AUT) , WESLEY Leon (CZE)

Team Statistics

Period	Score	SVS	SOG	PIM	TPP	PPG	SHG
1	3 : 0	2 : 2	5 : 2	2 : 4	01:35 : 02:00	1 : 0	0 : 0
2	4 : 0	0 : 3	7 : 0	6 : 2	01:46 : 02:24	0 : 0	2 : 0
3	3 : 0	2 : 1	4 : 2	16 : 0	00:00 : 07:53	0 : 0	1 : 0
Total	10 : 0	4 : 6	16 : 4	24 : 6	03:21 : 12:17	1 : 0	3 : 0

1st Period

Action	Time	ET/Res	Team	Type	No.	Name	(G) Name of Assistant(s) / Action Description
GK	00:00		CAN		30	WATSON C	- Goalkeeper in
GK	00:00		ITA		1	STILLITANO S	- Goalkeeper in
Penalty	03:02	03:59	ITA	2 min.	5	PLANKER F	- Holding an opponent
Goal	03:59	1 : 0	CAN	PP1	8	McGREGOR T	(5) 11 DIXON A On Ice CAN 30 8 11 12 18 23 12 WESTLAKE G ITA 1 3 6 11 62 *
Penalty	05:47	07:47	CAN	2 min.	11	DIXON A	- Roughing
Goal	09:21	2 : 0	CAN	EQ	11	DIXON A	(2) 20 SHOLOMICKI B On Ice CAN 30 11 14 19 20 23 ITA 1 3 6 14 68 73
Goal	11:36	3 : 0	CAN	EQ	10	DELANEY B	(2) 19 COZZOLINO D On Ice CAN 30 5 6 10 18 19 6 ARMSTRONG R ITA 1 3 6 7 8 11
Penalty	14:22	16:22	ITA	2 min.	68	CORVINO V	- Teeing

2nd Period

Action	Time	ET/Res	Team	Type	No.	Name	(G) Name of Assistant(s) / Action Description
Goal	17:03	4 : 0	CAN	EQ	23	HICKEY L	(3) 18 BRIDGES B On Ice CAN 30 5 10 11 18 23 10 DELANEY B ITA 1 3 5 6 68 73
Penalty	18:12	20:12	ITA	2 min.	68	CORVINO V	- Holding an opponent
Penalty	18:36	20:36	CAN	2 min.	18	BRIDGES B	- Charging
Goal	19:11	5 : 0	CAN	EQ	23	HICKEY L	(4) On Ice CAN 30 8 11 12 23 ITA 1 3 6 11 62
Goal	20:20	6 : 0	CAN	SH1	10	DELANEY B	(3) 20 SHOLOMICKI B On Ice CAN 30 6 10 19 20 ITA 1 5 26 27 68 73
Penalty	25:15	27:15	CAN	2 min.	12	WESTLAKE G	- Interference
Goal	25:34	7 : 0	CAN	SH1	10	DELANEY B	(4) 20 SHOLOMICKI B On Ice CAN 30 10 11 14 20 ITA 1 5 11 26 62 73
Penalty	30:00	32:00	CAN	2 min.	19	COZZOLINO D	- Holding an opponent

3rd Period

Action	Time	ET/Res	Team	Type	No.	Name	(G) Name of Assistant(s) / Action Description
Goal	33:06	8 : 0	CAN	EQ	19	COZZOLINO D	(2) 18 BRIDGES B On Ice CAN 30 5 6 18 19 20 ITA 1 5 8 26 68 73
Penalty	35:04	37:04	CAN	2 min.	25	GEMMELL J	- Interference
Goal	36:27	9 : 0	CAN	SH1	4	DUNN J	(1) On Ice CAN 30 4 5 14 19 ITA 1 3 6 7 10 11
Penalty	36:57	38:57	CAN	2 min.	14	ARSENAULT S	- Charging
Penalty	39:01	41:01	CAN	2 min.	8	McGREGOR T	- Checking to the Head and Neck Area / Served by: 5 HENRY T
Penalty	39:01	45:00	CAN	10 min.	8	McGREGOR T	- Misconduct
Goal	41:23	10 : 0	CAN	EQ	4	DUNN J	(2) On Ice CAN 30 4 11 18 19 25 ITA 1 3 5 7 14 68
GK	45:00		CAN				30 WATSON C - Goalkeeper out
GK	45:00		ITA				1 STILLITANO S - Goalkeeper out



Goalkeeper Records

Team : CAN - Canada

No.	Name	SOG	SVS	MIP
30	WATSON Corbin	4	4	45:00
31	LAROCQUE Dominic			

Team : ITA - Italy

No.	Name	SOG	SVS	MIP
1	STILLITANO Santino	16	6	45:00
15	ARAUDO Gabriele			

Game Statistics

Team : CAN (white)

Head Coach : BABEY Ken

No.	Pos.	Name	Gen	G	A	P	PIM	FO+	FO-	FO+/-	FO%	Shots on Goal					+/-	Time on Ice				TOT	SHF	AVG
												1	2	3	OT	TS		1	2	3	OT			
8	F	McGREGOR Tyler +A	M	1	0	1	12	5	2	3	71.43	1	0	0	1	+1	6:10	6:43	2:24		15:17	14	1:05	
11	D	DIXON Adam	M	1	1	2	2	0	0	0	0.00	1	1	0	2	+5	7:44	8:57	6:04		22:45	15	1:31	
12	F	WESTLAKE Greg +C	M	0	1	1	2	1	0	1	100.00	1	0	0	1	+1	5:25	6:34	3:07		15:06	16	0:56	
14	D	ARSENAULT Steve	M	0	0	0	2	0	0	0	0.00	0	0	0	0	+3	6:48	5:27	8:17		20:32	12	1:42	
23	F	HICKEY Liam	M	2	0	2	0	0	0	0	0.00	0	3	1	4	+3	4:45	5:28	4:31		14:44	14	1:03	
5	D	HENRY Tyrone	M	0	0	0	0	0	0	0	0.00	0	0	0	0	+4	6:22	4:08	5:53		16:23	13	1:15	
6	D	ARMSTRONG Rob	M	0	1	1	0	0	0	0	0.00	0	0	0	0	+3	7:17	6:15	5:41		19:13	13	1:28	
10	F	DELANEY Ben	M	3	1	4	0	0	0	0	0.00	2	2	0	4	+4	5:09	5:32	7:10		17:51	17	1:03	
18	F	BRIDGES Billy	M	0	2	2	2	14	3	11	82.35	0	0	0	0	+4	7:40	4:49	4:24		16:53	20	0:50	
19	F	COZZOLINO Dom	M	1	1	2	2	3	2	1	60.00	0	1	1	2	+6	5:51	4:44	5:54		16:29	15	1:05	
4	F	DUNN James	M	2	0	2	0	3	5	-2	37.50	0	0	2	2	+2	1:55	1:44	4:18		7:57	8	0:59	
20	F	SHOLOMICKI Bryan +A	M	0	3	3	0	2	0	2	100.00	0	0	0	0	+4	2:59	5:34	3:29		12:02	10	1:12	
25	D	GEMMELL James	M	0	0	0	2	0	0	0	0.00	0	0	0	0	+1	4:28	4:46	5:23		14:37	10	1:27	
30	GK	WATSON Corbin	M	0	0	0	0					0	0	0	0									
31	GK	LAROCQUE Dominic	M	0	0	0	0					0	0	0	0									
Total				10	10	20	24	28	12	16	70.00	5	7	4	16									

Team : ITA (blue)

Head Coach : da RIN Massimo

No.	Pos.	Name	Gen	G	A	P	PIM	FO+	FO-	FO+/-	FO%	Shots on Goal					+/-	Time on Ice				TOT	SHF	AVG
												1	2	3	OT	TS		1	2	3	OT			
3	D	ROSA Gianluigi	M	0	0	0	0	0	0	0	0.00	0	0	0	0	-6	8:51	7:51	6:48		23:30	15	1:34	
6	D	CAVALIERE Gian Luca +C	M	0	0	0	0	0	0	0	0.00	0	0	0	0	-5	8:27	7:20	6:08		21:55	16	1:22	
11	F	LARCH Nils	M	0	0	0	0	4	9	-5	30.77	0	0	0	0	-4	6:38	4:26	6:45		17:49	13	1:22	
27	F	ANDREONI Alessandro	M	0	0	0	0	0	1	-1	0.00	0	0	0	0	-1	2:49	3:19	3:08		9:16	7	1:19	
62	F	DEPAOLI Christoph	M	0	0	0	0	0	0	0	0.00	0	0	0	0	-2	5:56	3:44	5:03		14:43	12	1:13	
5	D	PLANKER Florian +A	M	0	0	0	2	0	2	-2	0.00	1	0	0	1	-5	6:35	7:27	9:35		23:37	14	1:41	
14	D	BALOSSETTI Bruno	M	0	0	0	0	0	0	0	0.00	0	0	0	0	-2	3:04	4:43	2:56		10:43	9	1:11	
26	F	ANTOCHI Eusebiu	M	0	0	0	0	0	0	0	0.00	0	0	0	0	-3	6:05	8:03	6:14		20:22	15	1:21	
68	F	CORVINO Valerio	M	0	0	0	4	0	0	0	0.00	0	0	1	1	-5	4:31	5:13	4:42		14:26	13	1:06	
73	F	LEPERDI Greg +A	M	0	0	0	0	6	11	-5	35.29	1	0	0	1	-5	5:51	7:37	6:42		20:10	13	1:33	
7	F	WINKLER Werner	M	0	0	0	0	1	2	-1	33.33	0	0	0	0	-3	4:59	4:17	6:15		15:31	13	1:11	
8	F	RADICE Roberto	M	0	0	0	0	1	3	-2	25.00	0	0	1	1	-2	5:16	4:01	7:29		16:46	11	1:31	
10	F	KAFMANN Stephan	M	0	0	0	0	0	0	0	0.00	0	0	0	0	-1	4:18	4:04	3:15		11:37	11	1:03	
1	GK	STILLITANO Santino	M	0	0	0	0					0	0	0	0									
15	GK	ARAUDO Gabriele	M	0	0	0	0					0	0	0	0									
Total				0	0	0	6	12	28	-16	30.00	2	0	2	4									

Group A

R	Team	GP	W	OTW	OTL	L	GDF	GF:GA	PTS
1	CAN	2	2	0	0	0	+27	27 : 0	6
2	ITA	2	0	1	0	1	-9	3 : 12	2
3	NOR	1	0	0	1	0	-1	2 : 3	1
4	SWE	1	0	0	0	1	-17	0 : 17	0

	CAN	ITA	NOR	SWE
CAN	*****	10:0	MON 12 MAR 15:30	17:0
ITA	0:10	*****	3:2	MON 12 MAR 19:00
NOR	MON 12 MAR 15:30	2:3	*****	TUE 13 MAR 15:30
SWE	0:17	MON 12 MAR 19:00	TUE 13 MAR 15:30	*****



Legend:			
(G) Goals in tournament	*	does not count for Plus/minus	+/- Plus/minus net
+C Captain	A	Assists	AVG Average time on ice / shift
EQ Equal strength	ET/Res	Penalty end time/Result of game	F Forward
FO% Face-offs won as percentage	FO+	Face-offs won	FO+/- Face-offs net
GA Goals against	GDF	Goal difference	Gen Gender
GK Goalkeeper	GP	Games played	L Losses
MIP Minutes in play (GK)	No.	Jersey number	OT Overtime
OTW Overtime wins	P	Points	PIM Penalties in minutes
PP1 Power play - 1 player	PPG	Power play goals	PTS Points
SH1 Shorthanded - 1 player	SHF	Number of shifts	SHG Shorthanded goals
SVS Saves	TOT	Total	TPP Time on power play
W Wins			+A Assistant captain
			D Defence
			FO- Face-offs lost
			G Goals
			GF Goals for
			M Male
			OTL Overtime losses
			Pos. Position
			R Rank
			SOG Shots on goal
			TS Total shots



Shot Chart

슛 차트

CAN - ITA

Shots by ITA

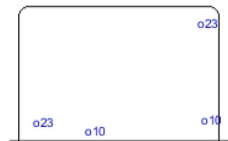
Goals (o): 0 SSG (+): 2
 SSP (-): 0 SPG (-): 1



GK 30 of CAN

Shots by CAN


Goals (o): 4 SSG (+): 3
 SSP (-): 1 SPG (-): 2



GK 1 of ITA

Shots by ITA

Goals (o): 0 SSG (+): 2
 SSP (-): 0 SPG (-): 1



GK 30 of CAN

Shots by CAN

Goals (o): 3 SSG (+): 2
 SSP (>): 0 SPG (-): 6



GK 1 of ITA

Shots by ITA


Goals (o): 0 SSG (+): 0
 SSP (>): 0 SPG (-): 3



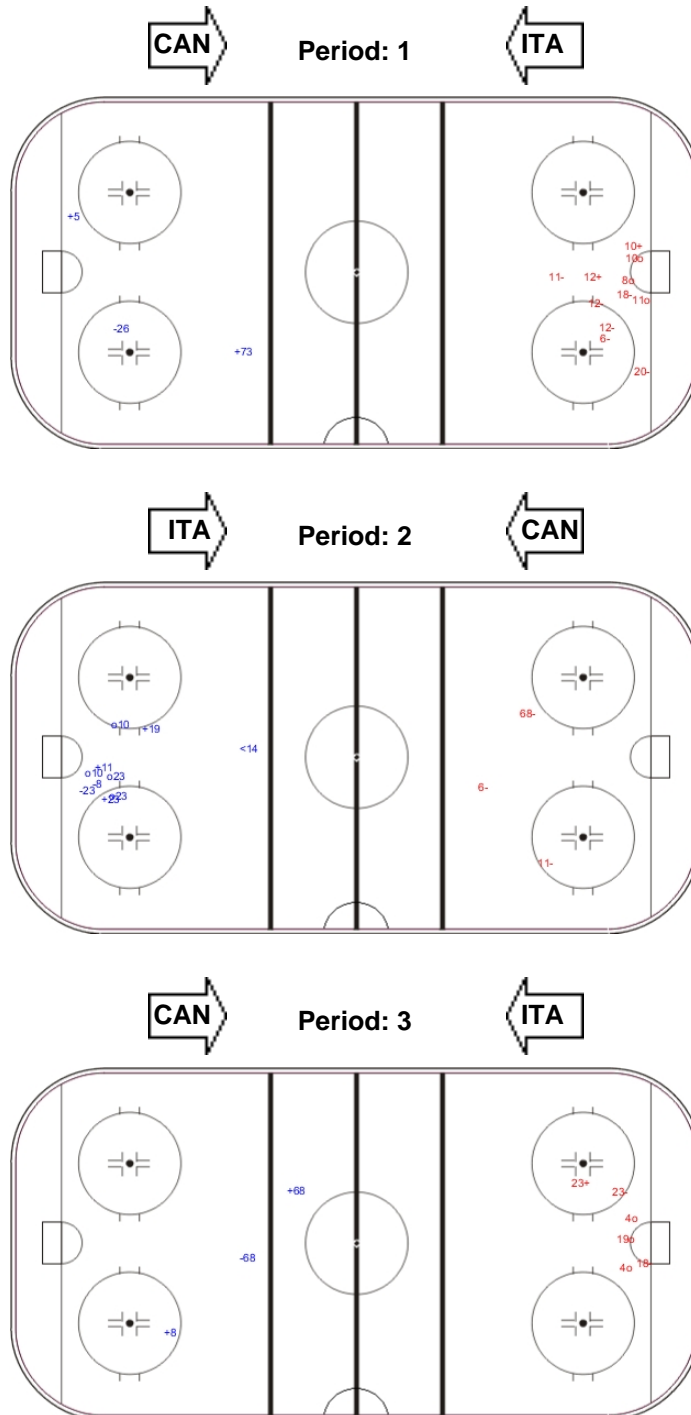
GK 30 of CAN

Shots by CAN

Goals (o): 3 SSG (+): 1
 SSP (>): 0 SPG (-): 2



GK 1 of ITA



Legend:	GK Goalkeeper	SPG Shots past goal	SSG Shots saved by goalkeeper	SSP Shots saved by player
----------------	----------------------	----------------------------	--------------------------------------	----------------------------------



Face-off Chart

페이스오프 차트

CAN - ITA

PERIOD 1

	CAN		ITA		Neutral zone		CAN		ITA		Total wins all zones				
	Def. zone	Att. zone	Att. zone	Def. zone	Att. zone	Def. zone	Att. zone	Def. zone							
	+ 18	- 73	+ 18	- 11	+ 18	- 7	+ 18	- 7	+ 18	- 11	<table border="1"> <thead> <tr> <th>CAN</th> <th>ITA</th> </tr> </thead> <tbody> <tr> <td>12 / 92%</td> <td>1 / 8%</td> </tr> </tbody> </table>	CAN	ITA	12 / 92%	1 / 8%
CAN	ITA														
12 / 92%	1 / 8%														
	+ 18	- 73	- 4	+ 73	+ 18	- 11	+ 18	- 11	+ 18	- 11					
	+ 18	- 5	+ 4	- 11	+ 18	- 11	+ 18	- 11	+ 18	- 11					
	+ 8	- 8	+ 8	- 8	+ 8	- 8	+ 8	- 8	+ 8	- 8					
	+ 4	- 11	+ 18	- 73	+ 18	- 73	+ 18	- 73	+ 18	- 73					
Total wins / period	5 / 100%	0 / 0%	4 / 80%	1 / 20%	3 / 100%	0 / 0%	3 / 100%	0 / 0%	3 / 100%	0 / 0%					

PERIOD 2

	CAN		ITA		Neutral zone		CAN		ITA		Total wins all zones				
	Def. zone	Att. zone	Att. zone	Def. zone	Att. zone	Def. zone	Att. zone	Def. zone							
	+ 8	- 11	+ 18	- 11	+ 12	- 7	+ 12	- 7	+ 12	- 7	<table border="1"> <thead> <tr> <th>CAN</th> <th>ITA</th> </tr> </thead> <tbody> <tr> <td>10 / 71%</td> <td>4 / 29%</td> </tr> </tbody> </table>	CAN	ITA	10 / 71%	4 / 29%
CAN	ITA														
10 / 71%	4 / 29%														
	+ 18	- 73	+ 19	- 73	- 8	+ 11	- 8	+ 11	- 8	+ 11					
			+ 19	- 73	- 4	+ 11	- 4	+ 11	- 4	+ 11					
			- 8	+ 8	+ 8	- 8	+ 8	- 8	+ 8	- 8					
			- 4	+ 73	+ 20	- 73	+ 20	- 73	+ 20	- 73					
			+ 18	- 73	+ 18	- 73	+ 18	- 73	+ 18	- 73					
Total wins / period	2 / 100%	0 / 0%	6 / 75%	2 / 25%	2 / 50%	2 / 50%	2 / 50%	2 / 50%	2 / 50%	2 / 50%					

PERIOD 3

	CAN		ITA		Neutral zone		CAN		ITA		Total wins all zones				
	Def. zone	Att. zone	Att. zone	Def. zone	Att. zone	Def. zone	Att. zone	Def. zone							
	+ 18	- 11	+ 8	- 11	+ 4	- 73	+ 4	- 73	+ 4	- 73	<table border="1"> <thead> <tr> <th>CAN</th> <th>ITA</th> </tr> </thead> <tbody> <tr> <td>6 / 46%</td> <td>7 / 54%</td> </tr> </tbody> </table>	CAN	ITA	6 / 46%	7 / 54%
CAN	ITA														
6 / 46%	7 / 54%														
	- 18	+ 73	- 18	+ 73	- 19	+ 11	- 19	+ 11	- 19	+ 11					
	+ 18	- 73	+ 20	- 73	- 4	+ 73	- 4	+ 73	- 4	+ 73					
			- 19	+ 11	- 4	+ 73	- 4	+ 73	- 4	+ 73					
			- 18	+ 7	+ 19	- 27	+ 19	- 27	+ 19	- 27					
Total wins / period	2 / 67%	1 / 33%	2 / 40%	3 / 60%	2 / 40%	3 / 60%	2 / 40%	3 / 60%	2 / 40%	3 / 60%					

TOTAL

	CAN		ITA		Neutral zone		CAN		ITA		Total wins all zones				
	Def. zone	Att. zone	Att. zone	Def. zone	Att. zone	Def. zone	Att. zone	Def. zone							
Total wins / game	9 / 90%	1 / 10%	12 / 67%	6 / 33%	7 / 58%	5 / 42%	7 / 58%	5 / 42%	7 / 58%	5 / 42%	<table border="1"> <thead> <tr> <th>CAN</th> <th>ITA</th> </tr> </thead> <tbody> <tr> <td>28 / 70%</td> <td>12 / 30%</td> </tr> </tbody> </table>	CAN	ITA	28 / 70%	12 / 30%
CAN	ITA														
28 / 70%	12 / 30%														



HEAD TO HEAD

		ITA										
No.		5	7	8	11	27	73	Tot	wins CAN	Dz	Nz	Az
CAN	4				2 - 1		1 - 4	8	3 38%	1 100%	1 33%	1 25%
	8			3 - 1	2 - 1			7	5 71%	2 100%	2 67%	1 50%
	12		1 - 0					1	1 100%			1 100%
	18	2 - 0	1 - 1		5 - 0		6 - 2	17	14 82%	6 86%	5 71%	3 100%
	19				0 - 2	1 - 0	2 - 0	5	3 60%		2 67%	1 50%
	20						2 - 0	2	2 100%		2 100%	
Tot		2	3	4	13	1	17	40	28 70%	9 90%	12 67%	7 58%
wins ITA		0 0%	1 33%	1 25%	4 31%	0 0%	6 35%	12 30%				
Dz			0 0%	0 0%	3 60%	0 0%	2 67%	5 42%				
Nz		0 0%	1 100%	1 50%	1 20%		3 33%	6 33%				
Az		0 0%		0 0%	0 0%		1 20%	1 10%				

Legend:
Az Attacking zone **Dz** Defending zone **No.** Jersey number **Nz** Neutral zone **Tot** Total face-offs played



Line-ups

라인업

USA - CZE

Referee

LUTHCKE Owe (NOR)

Linesmen

FERGENBAUM Matthew (CAN) , NOTHEGGER David (AUT)

Goalkeepers

Team: USA

No.	Name	Gen
34	CASH Steve	M
32	LEE Jen	M

Team: CZE

No.	Name	Gen
1	KUDELA Martin	M
6	VAPENKA Michal	M

Team Line-ups

Team: USA (white)

No.	Pos.	Name	Gen
11	D	CARRON Tyler	M
15	D	LANDEROS Nikko +A	M
4	F	ROYBAL Brody	M
24	F	MISIEWICZ Joshua	M
88	F	McKEE Kevin	M
5	D	HANNING JR Billy	M
27	D	PAULS Josh +C	M
8	F	WALLACE Jack	M
16	F	FARMER Declan +A	M
20	F	PAGE Adam	M
9	F	DODSON Travis	M
13	F	McDERMOTT Luke	M
23	F	ROMAN Rico	M

Team: CZE (red)

No.	Pos.	Name	Gen
29	D	KUBES Pavel +A	M
67	D	DOLEZAL Pavel	M
7	F	MOTYCKA David	M
74	F	GEIER Michal +A	M
82	F	HABL Zdenek	M
65	D	HRBEK Miroslav	M
75	D	RAUL Jiri	M
24	F	SAFRANEK Zdenek +C	M
77	F	PALAT David	M
96	F	KRUPICKA Zdenek	M
11	D	WAGNER Karel	M
15	F	NOVAK Martin	M
26	F	KLIMA Zdenek	M

Head Coach: GOSSELIN Guy

Head Coach: BRIZA Jiri

NOT DRESSED:

3	D	DEQUEBEC Ralph	M
22	F	GROVE Noah	M

Legend:

D	Defence	F	Forward	Gen	Gender	M	Male
No.	Jersey number	Pos.	Position	+A	Assistant captain	+C	Captain



Graphical Line-ups

그래픽 라인업

USA - CZE

Referee
LUTHCKE Owe (NOR)

Linesmen
FERGENBAUM Matthew (CAN) , NOTHEGGER David (AUT)

Team: USA - United States (white)

Head Coach: GOSSELIN Guy

S1 34 CASH Steve		32 LEE Jen	
S2 11 CARRON Tyler	S3 15 LANDEROS Nikko +A		
S6 88 McKEE Kevin	S5 24 MISIEWICZ Joshua	S4 4 ROYBAL Brody	
27 PAULS Josh +C		5 HANNING JR Billy	
8 WALLACE Jack	16 FARMER Declan +A	20 PAGE Adam	
23 ROMAN Rico		13 McDERMOTT Luke	9 DODSON Travis

Team: CZE - Czech Republic (red)

Head Coach: BRIZA Jiri

S1 1 KUDELA Martin		6 VAPENKA Michal	
S2 29 KUBES Pavel +A	S3 67 DOLEZAL Pavel		
S4 7 MOTYCKA David	S6 82 HABL Zdenek	S5 74 GEIER Michal +A	
75 RAUL Jiri		65 HRBEK Miroslav	
96 KRUPICKA Zdenek	24 SAFRANEK Zdenek +C	77 PALAT David	
26 KLIMA Zdenek	11 WAGNER Karel	15 NOVAK Martin	

Legend:			
Sn	Starting position	+A	Assistant captain
		+C	Captain



Game Summary

경기 요약

USA - CZE 10 - 0 (3 - 0 , 7 - 0 , 0 - 0)

Spectators	Referee	Linesmen
5709	LUTHCKE Owe (NOR)	FERGENBAUM Matthew (CAN) , NOTHEGGER David (AUT)

Team Statistics

Period	Score	SVS	SOG	PIM	TPP	PPG	SHG
1	3 : 0	5 : 8	11 : 5	2 : 4	02:12 : 02:00	1 : 0	0 : 0
2	7 : 0	7 : 11	18 : 7	0 : 4	00:51 : 00:00	2 : 0	0 : 0
3	0 : 0	1 : 2	2 : 1	2 : 0	00:00 : 02:00	0 : 0	0 : 0
Total	10 : 0	13 : 21	31 : 13	4 : 8	03:03 : 04:00	3 : 0	0 : 0

1st Period

Action	Time	ET/Res	Team	Type	No.	Name	(G)	Name of Assistant(s) / Action Description
GK	00:00		USA		34	CASH S		- Goalkeeper in
GK	00:00		CZE		1	KUDELA M		- Goalkeeper in
Goal	01:04	1 : 0	USA	EQ	4	ROYBAL B	(4)	15 LANDEROS N On Ice USA 34 4 11 15 24 88 CZE 1 7 29 67 74 82
Penalty	02:24	04:24	CZE	2 min.	24	SAFRANEK Z		- Holding an opponent
Goal	08:17	2 : 0	USA	EQ	16	FARMER D	(2)	8 WALLACE J 20 PAGE A On Ice USA 34 8 11 15 16 20 CZE 1 24 65 75 77 96
Penalty	08:42	10:42	USA	2 min.	8	WALLACE J		- Elbowing
Penalty	11:53	12:05	CZE	2 min.	24	SAFRANEK Z		- High Sticking
Goal	12:05	3 : 0	USA	PP1	16	FARMER D	(3)	88 McKEE K 27 PAULS J On Ice USA 34 4 5 16 27 88 CZE 1 29 67 74 82 *

2nd Period

Action	Time	ET/Res	Team	Type	No.	Name	(G)	Name of Assistant(s) / Action Description
Penalty	18:01	18:39	CZE	2 min.	75	RAUL J		- Interference
Goal	18:39	4 : 0	USA	PP1	16	FARMER D	(4)	20 PAGE A 8 WALLACE J On Ice USA 34 5 8 16 20 27 CZE 1 29 67 74 82 *
Goal	21:45	5 : 0	USA	EQ	8	WALLACE J	(2)	16 FARMER D 20 PAGE A On Ice USA 34 5 8 16 20 27 CZE 1 7 29 67 74 82
Goal	24:46	6 : 0	USA	EQ	4	ROYBAL B	(5)	24 MISIEWICZ J 88 McKEE K On Ice USA 34 4 11 15 24 88 CZE 1 24 65 75 77 96
Goal	27:21	7 : 0	USA	EQ	9	DODSON T	(1)	5 HANNING JR B On Ice USA 34 5 9 13 23 27 CZE 1 24 29 65 77 96
Penalty	28:09	28:22	CZE	2 min.	75	RAUL J		- Holding an opponent
Goal	28:22	8 : 0	USA	PP1	16	FARMER D	(5)	15 LANDEROS N 11 CARRON T On Ice USA 34 4 11 15 16 24 CZE 1 29 67 74 82 *
Goal	28:47	9 : 0	USA	EQ	4	ROYBAL B	(6)	24 MISIEWICZ J On Ice USA 34 4 11 15 24 88 CZE 1 24 65 75 77 96
Goal	29:42	10 : 0	USA	EQ	9	DODSON T	(2)	15 LANDEROS N On Ice USA 34 9 11 13 15 23 CZE 1 7 29 67 74 82

3rd Period

Action	Time	ET/Res	Team	Type	No.	Name	(G)	Name of Assistant(s) / Action Description
Penalty	34:19	36:19	USA	2 min.	13	McDERMOTT L		- Elbowing
GK	45:00		USA					34 CASH S - Goalkeeper out
GK	45:00		CZE					1 KUDELA M - Goalkeeper out

Goalkeeper Records

Team : USA - United States

No.	Name	SOG	SVS	MIP
34	CASH Steve	13	13	45:00
32	LEE Jen			

Team : CZE - Czech Republic

No.	Name	SOG	SVS	MIP
1	KUDELA Martin	31	21	45:00
6	VAPENKA Michal			

Game Statistics



Team : USA (white)

Head Coach : GOSSELIN Guy											Shots on Goal				Time on Ice							
No. Pos. Name	Gen	G	A	P	PIM	FO+	FO-	FO+/-	FO%	1	2	3	OT	TS	+/-	1	2	3	OT	TOT	SHF	AVG
4 F ROYBAL Brody	M	3	0	3	0	0	0	0	0.00	1	3	0		4	+3	6:38	6:07	4:50		17:35	12	1:27
11 D CARRON Tyler	M	0	1	1	0	0	0	0	0.00	0	0	2		2	+5	4:58	7:37	6:47		19:22	10	1:56
15 D LANDEROS Nikko +A	M	0	3	3	0	0	1	-1	0.00	0	2	0		2	+5	7:31	8:46	7:39		23:56	13	1:50
24 F MISIEWICZ Joshua	M	0	2	2	0	6	9	-3	40.00	1	1	0		2	+3	5:05	5:51	4:27		15:23	10	1:32
88 F McKEE Kevin	M	0	2	2	0	0	0	0	0.00	1	1	0		2	+3	2:57	5:52	4:44		13:33	10	1:21
5 D HANNING JR Billy	M	0	1	1	0	0	0	0	0.00	0	1	0		1	+2	6:54	6:13	8:11		21:18	10	2:07
8 F WALLACE Jack	M	1	2	3	2	0	0	0	0.00	1	1	0		2	+2	5:23	4:28	3:52		13:43	10	1:22
16 F FARMER Declan +A	M	4	1	5	0	13	11	2	54.17	4	3	0		7	+2	7:52	4:33	4:08		16:33	10	1:39
20 F PAGE Adam	M	0	3	3	0	0	0	0	0.00	1	1	0		2	+2	4:40	4:31	4:13		13:24	9	1:29
27 D PAULS Josh +C	M	0	1	1	0	0	0	0	0.00	2	0	0		2	+2	8:28	7:21	7:19		23:08	10	2:18
9 F DODSON Travis	M	2	0	2	0	0	0	0	0.00	0	3	0		3	+2	2:18	4:29	5:42		12:29	9	1:23
13 F McDERMOTT Luke	M	0	0	0	2	0	0	0	0.00	0	1	0		1	+2	2:36	4:33	4:37		11:46	11	1:04
23 F ROMAN Rico	M	0	0	0	0	11	3	8	78.57	0	1	0		1	+2	3:00	4:24	6:06		13:30	10	1:21
32 GK LEE Jen	M	0	0	0	0					0	0	0		0								
34 GK CASH Steve	M	0	0	0	0					0	0	0		0								
Total		10	16	26	4	30	24	6	55.56	11	18	2		31								

Team : CZE (red)

Head Coach : BRIZA Jiri											Shots on Goal				Time on Ice							
No. Pos. Name	Gen	G	A	P	PIM	FO+	FO-	FO+/-	FO%	1	2	3	OT	TS	+/-	1	2	3	OT	TOT	SHF	AVG
7 F MOTYCKA David	M	0	0	0	0	0	0	0	0.00	0	0	0		0	-3	8:03	7:53	11:26		27:22	19	1:26
29 D KUBES Pavel +A	M	0	0	0	0	0	0	0	0.00	0	3	0		3	-4	9:38	8:59	0:00		18:37	16	1:09
67 D DOLEZAL Pavel	M	0	0	0	0	0	0	0	0.00	2	0	0		2	-3	10:08	7:45	11:09		29:02	24	1:12
74 F GEIER Michal +A	M	0	0	0	0	0	1	-1	0.00	1	1	0		2	-3	8:54	8:56	0:00		17:50	17	1:02
82 F HABL Zdenek	M	0	0	0	0	12	10	2	54.55	0	0	0		0	-3	9:47	7:33	0:00		17:20	17	1:01
24 F SAFRANEK Zdenek +C	M	0	0	0	4	10	16	-6	38.46	0	2	0		2	-4	5:13	7:49	7:23		20:25	23	0:53
65 D HRBEK Miroslav	M	0	0	0	0	0	0	0	0.00	1	0	0		1	-4	5:20	7:14	3:31		16:05	20	0:48
75 D RAUL Jiri	M	0	0	0	4	0	0	0	0.00	0	1	0		1	-3	4:52	6:00	3:31		14:23	20	0:43
77 F PALAT David	M	0	0	0	0	0	0	0	0.00	0	0	0		0	-4	4:41	5:51	7:16		17:48	23	0:46
96 F KRUPICKA Zdenek	M	0	0	0	0	0	0	0	0.00	1	0	1		2	-4	6:04	6:03	8:05		20:12	23	0:52
11 D WAGNER Karel	M	0	0	0	0	2	2	0	50.00	0	0	0		0	0	0:00	0:00	7:36		7:36	7	1:05
15 F NOVAK Martin	M	0	0	0	0	0	1	-1	0.00	0	0	0		0	0	0:00	0:00	6:29		6:29	6	1:04
26 F KLIMA Zdenek	M	0	0	0	0	0	0	0	0.00	0	0	0		0	0	0:00	0:00	8:22		8:22	6	1:23
1 GK KUDELA Martin	M	0	0	0	0					0	0	0		0								
6 GK VAPENKA Michal	M	0	0	0	0					0	0	0		0								
Total		0	0	0	8	24	30	-6	44.44	5	7	1		13								

Group B

R	Team	GP	W	OTW	OTL	L	GDF	GF : GA	PTS
1	USA	2	2	0	0	0	+20	20 : 0	6
2	KOR	2	1	1	0	0	+4	7 : 3	5
3	CZE	2	0	0	1	1	-11	2 : 13	1
4	JPN	2	0	0	0	2	-13	1 : 14	0

	CZE	JPN	KOR	USA
CZE	*****	TUE 13 MAR 19:00	2:3	0:10
JPN	TUE 13 MAR 19:00	*****	1:4	0:10
KOR	3:2	4:1	*****	TUE 13 MAR 12:00
USA	10:0	10:0	TUE 13 MAR 12:00	*****

Legend:

(G) Goals in tournament	*	does not count for Plus/minus	+/-	Plus/minus net	+A	Assistant captain
+C Captain	A	Assists	AVG	Average time on ice / shift	D	Defence
EQ Equal strength	ET/Res	Penalty end time/Result of game	F	Forward	FO-	Face-offs lost
FO% Face-offs won as percentage	FO+	Face-offs won	FO+/-	Face-offs net	G	Goals
GA Goals against	GDF	Goal difference	Gen	Gender	GF	Goals for
GK Goalkeeper	GP	Games played	L	Losses	M	Male
MIP Minutes in play (GK)	No.	Jersey number	OT	Overtime	OTL	Overtime losses
OTW Overtime wins	P	Points	PIM	Penalties in minutes	Pos.	Position
PP1 Power play - 1 player	PPG	Power play goals	PTS	Points	R	Rank
SHF Number of shifts	SHG	Shorthanded goals	SOG	Shots on goal	SVS	Saves
TOT Total	TPP	Time on power play	TS	Total shots	W	Wins



Shot Chart

 슛 차트

USA - CZE

Shots by CZE

Goals (o): 0 SSG (+): 5

 SSP (-): 0 SPG (-): 2




GK 34 of USA

Shots by USA

Goals (o): 7 SSG (+): 11

 SSP (-): 0 SPG (-): 3




GK 1 of CZE

Shots by CZE

Goals (o): 0 SSG (+): 1

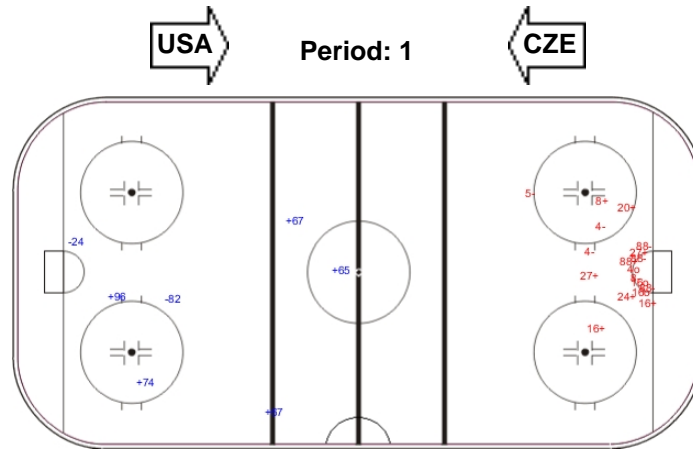
 SSP (-): 0 SPG (-): 1



GK 34 of USA

Legend:

GK Goalkeeper **SPG** Shots past goal **SSG** Shots saved by goalkeeper **SSP** Shots saved by player



Shots by USA

Goals (o): 3 SSG (+): 8

 SSP (-): 0 SPG (-): 7



GK 1 of CZE

Shots by CZE

Goals (o): 0 SSG (+): 7

 SSP (-): 0 SPG (-): 0




GK 34 of USA

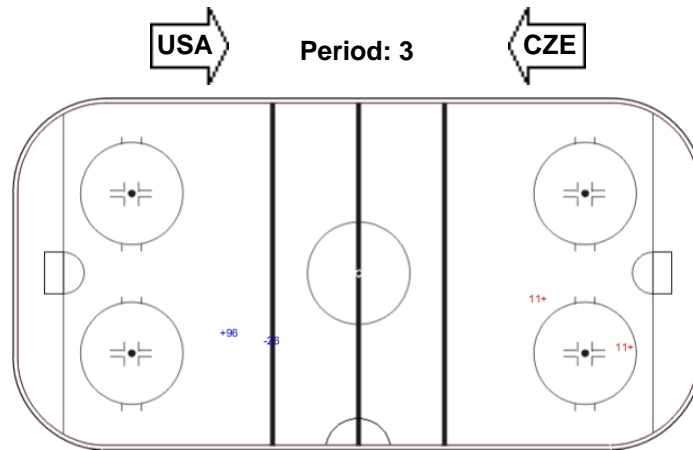
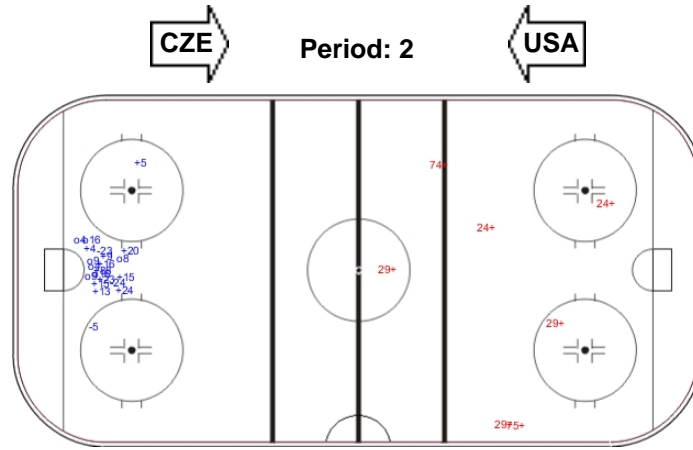
Shots by USA

Goals (o): 0 SSG (+): 2

 SSP (-): 0 SPG (-): 0



GK 1 of CZE





Face-off Chart

페이스오프 차트

USA - CZE

PERIOD 1

	USA		CZE		USA		CZE		USA		CZE		Total wins all zones
	Def. zone	Att. zone	Neutral zone	Neutral zone	Att. zone	Def. zone	Att. zone	Def. zone	Att. zone	Def. zone	USA	CZE	
	- 16	+ 82	+ 24	- 82	- 24	+ 82			- 24	+ 82			
	+ 23	- 82	- 16	+ 24	+ 16	- 24			+ 16	- 24			
	+ 16	- 24	- 24	+ 24	+ 16	- 24			+ 16	- 24			
	+ 16	- 24	+ 16	- 24	+ 16	- 82			+ 16	- 82			
			+ 16	- 24	- 16	+ 82			- 16	+ 82			
			- 16	+ 82	- 24	+ 82			- 24	+ 82			
			- 16	+ 24	+ 24	- 82			- 23	+ 82			
					- 16	- 82			+ 24	- 82			
					- 16	+ 82			- 16	+ 82			
					+ 16	- 74			+ 16	- 74			
Total wins / period	3 / 75%	1 / 25%	3 / 43%	4 / 57%	5 / 50%	5 / 50%					11 / 52%	10 / 48%	

PERIOD 2

	USA		CZE		USA		CZE		USA		CZE		Total wins all zones
	Def. zone	Att. zone	Neutral zone	Neutral zone	Att. zone	Def. zone	Att. zone	Def. zone	Att. zone	Def. zone	USA	CZE	
	- 24	+ 24	- 24	+ 82	+ 16	- 82			- 23	+ 24			
	+ 16	- 24	+ 23	- 24	- 23	+ 24			- 16	+ 24			
	- 16	+ 82	- 24	+ 82	+ 23	- 24			+ 23	- 24			
			+ 23	- 24	- 23	+ 82			+ 23	- 82			
			- 23	+ 82	+ 16	- 82			- 24	+ 24			
			+ 16	- 82	+ 16	- 82			- 16	+ 82			
			+ 23	- 24	+ 23	- 24			- 24	+ 24			
			+ 24	- 24	+ 23	- 82			- 16	+ 82			
			+ 23	- 82	+ 23	- 82			- 24	+ 24			
			+ 23	- 82	+ 23	- 82							
Total wins / period	1 / 33%	2 / 67%	8 / 73%	3 / 27%	3 / 38%	5 / 62%					12 / 55%	10 / 45%	

PERIOD 3

	USA		CZE		USA		CZE		USA		CZE		Total wins all zones
	Def. zone	Att. zone	Neutral zone	Neutral zone	Att. zone	Def. zone	Att. zone	Def. zone	Att. zone	Def. zone	USA	CZE	
	+ 24	- 24	+ 24	- 24	+ 24	- 11			+ 23	- 24			
	- 15	+ 11	- 24	+ 11	- 16	+ 24			- 16	+ 24			
	+ 23	- 15	- 16	+ 24	+ 23	- 24			+ 16	- 24			
			+ 23	- 11									
Total wins / period	2 / 67%	1 / 33%	2 / 50%	2 / 50%	3 / 75%	1 / 25%					7 / 64%	4 / 36%	

TOTAL

	USA		CZE		USA		CZE		USA		CZE		Total wins all zones
	Def. zone	Att. zone	Neutral zone	Neutral zone	Att. zone	Def. zone	Att. zone	Def. zone	Att. zone	Def. zone	USA	CZE	
Total wins / game	6 / 60%	4 / 40%	13 / 59%	9 / 41%	11 / 50%	11 / 50%					30 / 56%	24 / 44%	



HEAD TO HEAD

		CZE					Tot	wins USA	Dz	Nz	Az	
No.		11	15	24	74	82						
USA	15	0 - 1					1	0 0%	0 0%			
	16			8 - 5	1 - 0	4 - 6	24	13 54%	3 60%	4 50%	6 55%	
	23	1 - 0	1 - 0	5 - 1		4 - 2	14	11 79%	2 100%	6 86%	3 60%	
	24	1 - 1		3 - 4		2 - 4	15	6 40%	1 50%	3 43%	2 33%	
	Tot		4	1	26	1	22	54	30 56%	6 60%	13 59%	11 50%
	wins CZE		2 50%	0 0%	10 38%	0 0%	12 55%	24 44%				
Dz		0 0%		5 50%	0 0%	6 60%	11 50%					
Nz		1 50%		4 36%		4 44%	9 41%					
Az		1 100%	0 0%	1 20%		2 67%	4 40%					

Legend:
Az Attacking zone **Dz** Defending zone **No.** Jersey number **Nz** Neutral zone **Tot** Total face-offs played



Line-ups

라인업

CAN - NOR

Referee

NIKOLIC Kristijan (AUT)

Linesmen

CHAE Young-Jin (KOR) , LUNDEN Andreas (SWE)

Goalkeepers

Team: CAN

No.	Name	Gen
31	LAROCQUE Dominic	M
30	WATSON Corbin	M

Team: NOR

No.	Name	Gen
18	HAMAR Kjell Christian	M
19	DENG Kissinger	M

Team Line-ups

Team: CAN (black)

No.	Pos.	Name	Gen
6	D	ARMSTRONG Rob	M
27	D	BOWDEN Brad	M
4	F	DUNN James	M
9	F	SMITH Corbyn	M
20	F	SHOLOMICKI Bryan	M
11	D	DIXON Adam +A	M
14	D	ARSENAULT Steve	M
10	F	DELANEY Ben	M
18	F	BRIDGES Billy	M
19	F	COZZOLINO Dom	M
8	F	McGREGOR Tyler +A	M
12	F	WESTLAKE Greg +C	M
23	F	HICKEY Liam	M

Head Coach: BABEY Ken

NOT DRESSED:

5	D	HENRY Tyrone	M
25	D	GEMMELL James	M

Team: NOR (white)

No.	Pos.	Name	Gen
3	D	PEDERSEN Rolf Einar	M
16	D	NORDSTOGA Knut Andre +A	M
12	F	BOGLE Magnus	M
17	F	SOLBERG Loyd R +C	M
20	F	HAMRE Martin	M
23	D	KLAKEGG Jan Roger	M
9	F	VAERNES Morten +A	M
15	F	SORHEIM Emil	M
22	F	BAKKE Audun	M
71	F	OISETH Ola	M
24	D	AVDAL Thommas	M
10	F	RIVERA Tor Joakim	M
27	F	VATNE Emil	M

Head Coach: HEGDE Espen

NOT DRESSED:

7	D	HAGEN Eskil	M
29	F	SCHROEDER Lena	F
77	F	AANEKRE Torstein	M

Legend:

D	Defence	F	Female / Forward	Gen	Gender	M	Male
No.	Jersey number	Pos.	Position	+A	Assistant captain	+C	Captain



Graphical Line-ups

그래픽 라인업

CAN - NOR

Referee

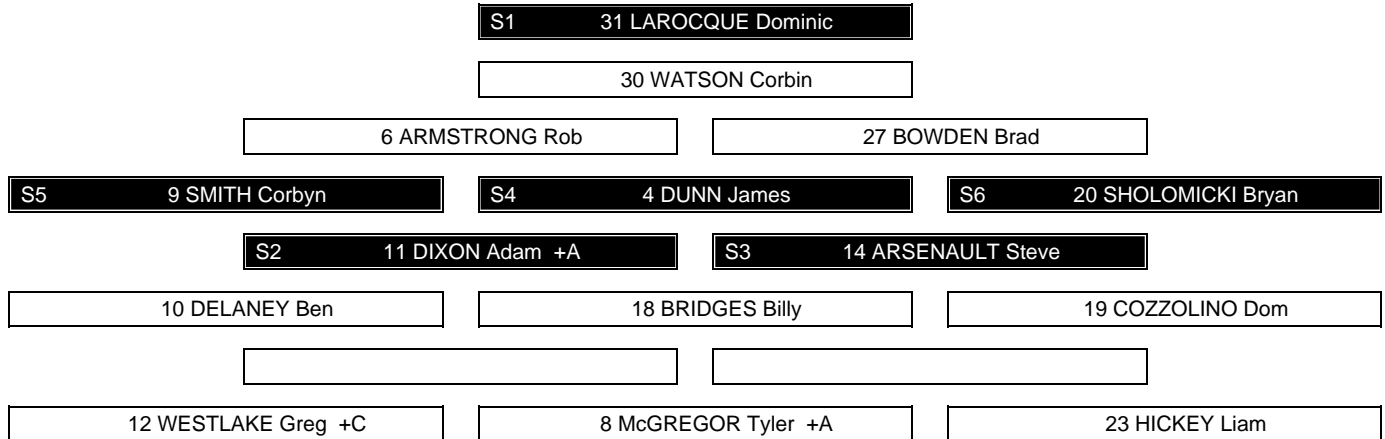
 NIKOLIC Kristijan (AUT)

Linesmen

 CHAE Young-Jin (KOR) , LUNDEN Andreas (SWE)

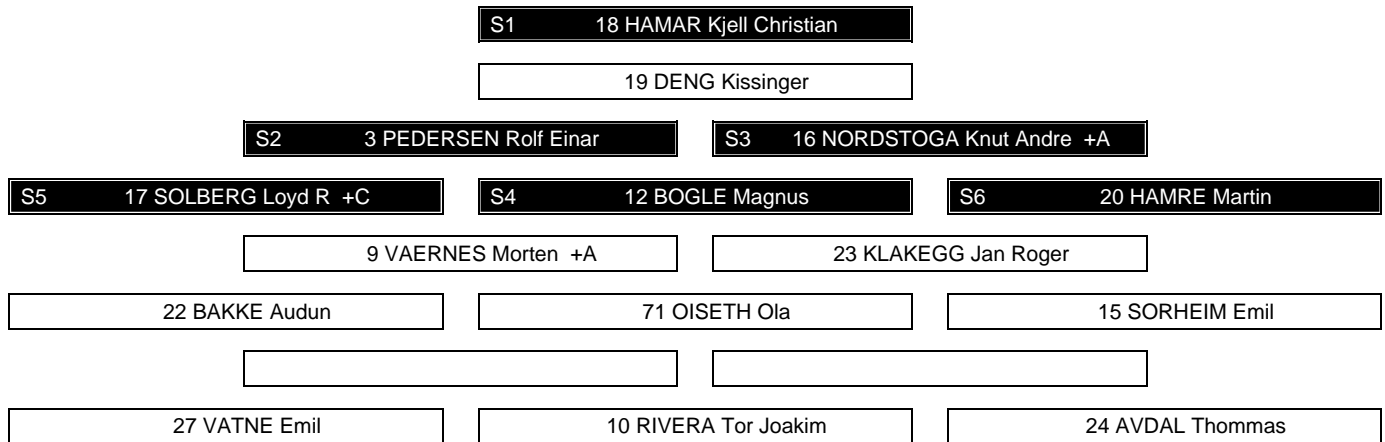
Team: CAN - Canada (black)

Head Coach: BABEY Ken



Team: NOR - Norway (white)

Head Coach: HEGDE Espen



Legend:

Sn Starting position **+A** Assistant captain **+C** Captain



Game Summary

경기 요약

CAN - NOR 8 - 0 (2 - 0, 3 - 0, 3 - 0)

Spectators	Referee	Linesmen
5886	NIKOLIC Kristijan (AUT)	CHAE Young-Jin (KOR) , LUNDEN Andreas (SWE)

Team Statistics

Period	Score	SVS	SOG	PIM	TPP	PPG	SHG
1	2 : 0	1 : 6	8 : 1	4 : 2	02:00 : 03:46	0 : 0	0 : 0
2	3 : 0	0 : 11	14 : 0	0 : 4	03:05 : 00:00	1 : 0	0 : 0
3	3 : 0	4 : 2	5 : 4	4 : 2	01:29 : 02:20	1 : 0	1 : 0
Total	8 : 0	5 : 19	27 : 5	8 : 8	06:34 : 06:06	2 : 0	1 : 0

1st Period

Action	Time	ET/Res	Team	Type	No.	Name	(G) Name of Assistant(s) / Action Description
GK	00:00		CAN		31	LAROCQUE D	- Goalkeeper in
GK	00:00		NOR		18	HAMAR KC	- Goalkeeper in
Goal	02:33	1 : 0	CAN	EQ	18	BRIDGES B	(2) 11 DIXON A On Ice CAN 31 10 11 14 18 19 14 ARSENAULT S NOR 18 9 15 22 23 71
Penalty	03:47	05:47	CAN	2 min.	14	ARSENAULT S	- Roughing
Penalty	05:33	07:33	CAN	2 min.	10	DELANEY B	- Interference
Goal	08:47	2 : 0	CAN	EQ	6	ARMSTRONG R	(3) 19 COZZOLINO D On Ice CAN 31 6 9 19 20 27 27 BOWDEN B NOR 18 9 15 16 22 71
Penalty	10:50	12:50	NOR	2 min.	12	BOGLE M	- Holding an opponent

2nd Period

Action	Time	ET/Res	Team	Type	No.	Name	(G) Name of Assistant(s) / Action Description
Penalty	22:29	24:29	NOR	2 min.	17	SOLBERG LR	- Holding an opponent
Penalty	25:45	26:50	NOR	2 min.	17	SOLBERG LR	- Holding an opponent
Goal	26:50	3 : 0	CAN	PP1	23	HICKEY L	(5) On Ice CAN 31 11 12 18 23 27 NOR 18 9 22 23 71 *
Goal	27:54	4 : 0	CAN	EQ	27	BOWDEN B	(1) 6 ARMSTRONG R On Ice CAN 31 4 6 9 20 27 NOR 18 9 15 22 23 71
Goal	28:49	5 : 0	CAN	EQ	6	ARMSTRONG R	(4) 4 DUNN J On Ice CAN 31 4 6 9 14 20 NOR 18 9 15 22 23 71

3rd Period

Action	Time	ET/Res	Team	Type	No.	Name	(G) Name of Assistant(s) / Action Description
Goal	33:59	6 : 0	CAN	EQ	18	BRIDGES B	(3) 23 HICKEY L On Ice CAN 31 10 11 14 18 23 14 ARSENAULT S NOR 18 3 10 16 22 24
Penalty	35:52	37:21	NOR	2 min.	16	NORDSTOGA KA	- Interference
Goal	37:21	7 : 0	CAN	PP1	12	WESTLAKE G	(2) 8 McGREGOR T On Ice CAN 31 8 11 12 18 23 NOR 18 3 17 23 27 *
Penalty	40:46	42:46	CAN	2 min.	12	WESTLAKE G	- Roughing
Goal	41:51	8 : 0	CAN	SH1	8	McGREGOR T	(6) 19 COZZOLINO D On Ice CAN 31 6 8 14 19 NOR 18 3 15 22 23 71
Penalty	44:40	45:00	CAN	2 min.	20	SHOLOMICKI B	- Holding an opponent
GK	45:00		CAN				31 LAROCQUE D - Goalkeeper out
GK	45:00		NOR				18 HAMAR KC - Goalkeeper out

Goalkeeper Records

Team : CAN - Canada

Team : NOR - Norway

No.	Name	SOG	SVS	MIP
31	LAROCQUE Dominic	5	5	45:00
30	WATSON Corbin			

No.	Name	SOG	SVS	MIP
18	HAMAR Kjell Christian	27	19	45:00
19	DENG Kissinger			

Game Statistics

Team : CAN (black)



No.	Pos.	Name	Gen	G	A	P	PIM	FO+	FO-	FO+/-	FO%	Shots on Goal					+/-	Time on Ice					
												1	2	3	OT	TS		1	2	3	OT	TOT	SHF
4	F	DUNN James	M	0	1	1	0	4	7	-3	36.36	0	1	0	1	+2	2:06	2:22	5:30	9:58	9	1:06	
6	D	ARMSTRONG Rob	M	2	1	3	0	0	1	-1	0.00	1	1	0	2	+4	6:24	5:15	8:03	19:42	16	1:13	
9	F	SMITH Corbyn	M	0	0	0	0	0	0	0	0.00	0	0	0	0	+3	2:46	1:51	5:37	10:14	11	0:55	
20	F	SHOLOMICKI Bryan	M	0	0	0	2	0	0	0	0.00	0	1	1	2	+3	3:20	3:39	6:47	13:46	12	1:08	
27	D	BOWDEN Brad	M	1	1	2	0	0	0	0	0.00	0	3	0	3	+2	4:12	5:15	2:24	11:51	14	0:50	
10	F	DELANEY Ben	M	0	0	0	2	0	0	0	0.00	0	1	0	1	+2	4:09	5:55	3:49	13:53	12	1:09	
11	D	DIXON Adam +A	M	0	1	1	0	0	0	0	0.00	2	0	0	2	+2	11:15	9:49	6:55	27:59	17	1:38	
14	D	ARSENAULT Steve	M	0	2	2	2	0	0	0	0.00	0	0	0	0	+4	5:59	8:08	11:10	25:17	18	1:24	
18	F	BRIDGES Billy	M	2	0	2	0	10	4	6	71.43	1	1	1	3	+2	6:13	6:26	3:53	16:32	14	1:10	
19	F	COZZOLINO Dom	M	0	2	2	0	2	1	1	66.67	0	2	0	2	+3	4:47	6:33	3:24	14:44	13	1:08	
8	F	McGREGOR Tyler +A	M	1	1	2	0	6	7	-1	46.15	0	2	2	4	+1	6:34	6:17	5:35	18:26	15	1:13	
12	F	WESTLAKE Greg +C	M	1	0	1	2	0	0	0	0.00	2	1	1	4	0	6:58	6:40	4:22	18:00	17	1:03	
23	F	HICKEY Liam	M	1	1	2	0	1	0	1	100.00	2	1	0	3	+1	5:57	6:44	5:05	17:46	15	1:11	
30	GK	WATSON Corbin	M	0	0	0	0					0	0	0	0								
31	GK	LAROCQUE Dominic	M	0	0	0	0					0	0	0	0								
Total				8	10	18	8	23	20	3	53.49	8	14	5	27								

Team : NOR (white)

No.	Pos.	Name	Gen	G	A	P	PIM	FO+	FO-	FO+/-	FO%	Shots on Goal					+/-	Time on Ice					
												1	2	3	OT	TS		1	2	3	OT	TOT	SHF
3	D	PEDERSEN Rolf Einar	M	0	0	0	0	0	0	0	0.00	0	0	2	2	-2	8:38	9:04	9:49	27:31	18	1:31	
12	F	BOGLE Magnus	M	0	0	0	2	8	12	-4	40.00	0	0	1	1	0	8:00	7:29	5:45	21:14	18	1:10	
16	D	NORDSTOGA Knut Andre +A	M	0	0	0	2	0	0	0	0.00	0	0	1	1	-2	8:08	9:04	6:34	23:46	18	1:19	
17	F	SOLBERG Loyd R +C	M	0	0	0	4	0	1	-1	0.00	0	0	0	0	0	8:34	9:04	5:38	23:16	13	1:47	
20	F	HAMRE Martin	M	0	0	0	0	0	0	0	0.00	0	0	0	0	0	8:12	10:15	5:38	24:05	17	1:25	
9	F	VAERNES Morten +A	M	0	0	0	0	0	0	0	0.00	0	0	0	0	-4	6:20	5:55	6:31	18:46	15	1:15	
15	F	SORHEIM Emil	M	0	0	0	0	0	1	-1	0.00	0	0	0	0	-5	4:51	3:58	5:31	14:20	14	1:01	
22	F	BAKKE Audun	M	0	0	0	0	0	0	0	0.00	1	0	0	1	-6	6:49	4:44	6:12	17:45	16	1:06	
23	D	KLAKEGG Jan Roger	M	0	0	0	0	0	0	0	0.00	0	0	0	0	-4	6:54	5:55	7:05	19:54	15	1:19	
71	F	OISETH Ola	M	0	0	0	0	11	7	4	61.11	0	0	0	0	-5	6:31	6:14	6:36	19:21	18	1:04	
10	F	RIVERA Tor Joakim	M	0	0	0	0	1	2	-1	33.33	0	0	0	0	-1	0:00	0:00	2:41	2:41	3	0:53	
24	D	AVDAL Thommas	M	0	0	0	0	0	0	0	0.00	0	0	0	0	-1	0:00	0:00	3:29	3:29	3	1:09	
27	F	VATNE Emil	M	0	0	0	0	0	0	0	0.00	0	0	0	0	0	0:00	0:00	2:04	2:04	2	1:02	
18	GK	HAMAR Kjell Christian	M	0	0	0	0					0	0	0	0								
19	GK	DENG Kissinger	M	0	0	0	0					0	0	0	0								
Total				0	0	0	8	20	23	-3	46.51	1	0	4	5								

Group A

R	Team	GP	W	OTW	OTL	L	GDF	GF:GA	PTS
1	CAN	3	3	0	0	0	+35	35 : 0	9
2	ITA	2	0	1	0	1	-9	3 : 12	2
3	NOR	2	0	0	1	1	-9	2 : 11	1
4	SWE	1	0	0	0	1	-17	0 : 17	0

	CAN	ITA	NOR	SWE
CAN	*****	10:0	8:0	17:0
ITA	0:10	*****	3:2	MON 12 MAR 19:00
NOR	0:8	2:3	*****	TUE 13 MAR 15:30
SWE	0:17	MON 12 MAR 19:00	TUE 13 MAR 15:30	*****

Legend:	
(G) Goals in tournament	* does not count for Plus/minus
+C Captain	A Assists
EQ Equal strength	ET/Res Penalty end time/Result of game
FO% Face-offs won as percentage	FO+ Face-offs won
GA Goals against	GDF Goal difference
GK Goalkeeper	GP Games played
MIP Minutes in play (GK)	No. Jersey number
OTW Overtime wins	P Points
PP1 Power play - 1 player	PPG Power play goals
SH1 Shorthanded - 1 player	SHF Number of shifts
SVS Saves	TOT Total
W Wins	
+/- Plus/minus net	+A Assistant captain
AVG Average time on ice / shift	D Defence
F Forward	FO- Face-offs lost
FO+/- Face-offs net	G Goals
Gen Gender	GF Goals for
L Losses	M Male
OT Overtime	OTL Overtime losses
PIM Penalties in minutes	Pos. Position
PTS Points	R Rank
SHG Shorthanded goals	SOG Shots on goal
TPP Time on power play	TS Total shots



Shot Chart

슛 차트

CAN - NOR

Shots by NOR

Goals (o): 0 SSG (+): 1
SSP (<): 0 SPG (-): 0



GK 31 of CAN

Shots by CAN

Goals (o): 3 SSG (+): 11
SSP (<): 0 SPG (-): 5



GK 18 of NOR

Shots by NOR

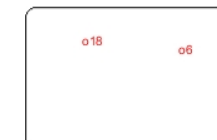
Goals (o): 0 SSG (+): 4
SSP (<): 0 SPG (-): 0



GK 31 of CAN

Shots by CAN

Goals (o): 2 SSG (+): 6
SSP (>): 0 SPG (-): 8



GK 18 of NOR

Shots by NOR


Goals (o): 0 SSG (+): 0
SSP (>): 0 SPG (-): 0



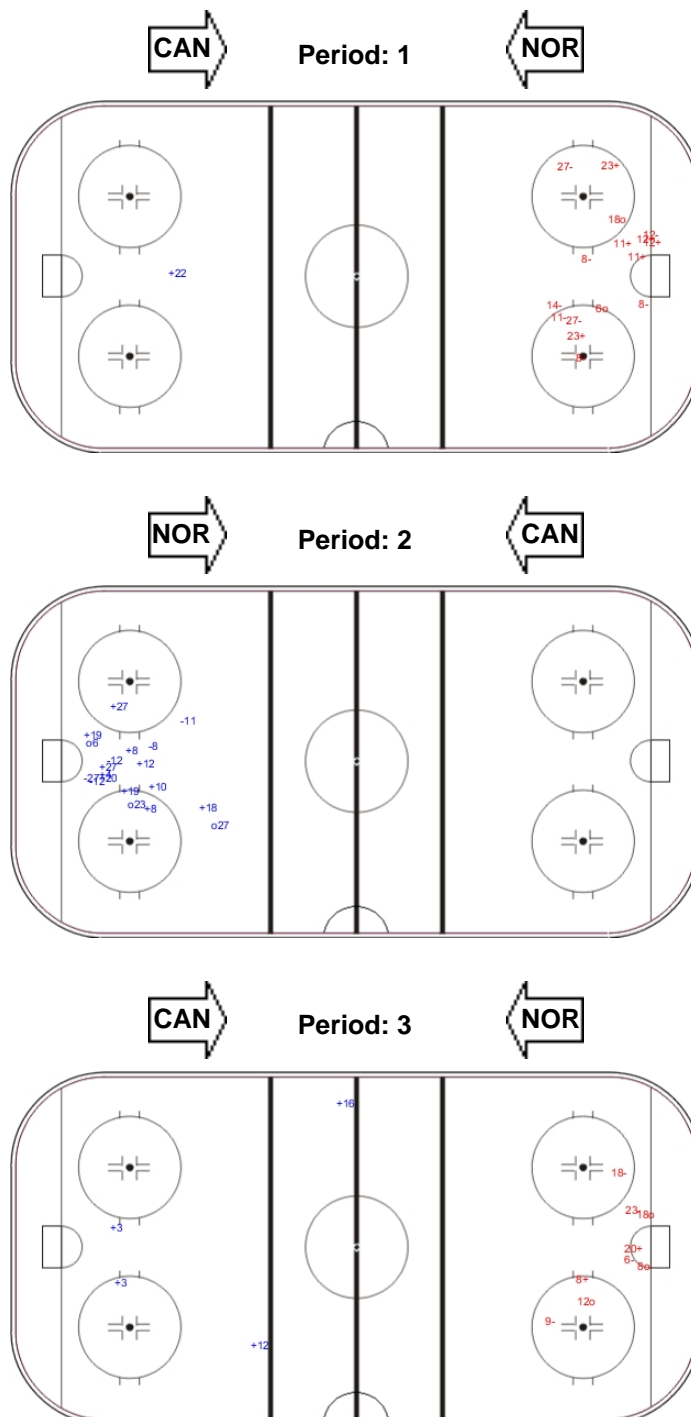
GK 31 of CAN

Shots by CAN

Goals (o): 3 SSG (+): 2
SSP (>): 0 SPG (-): 4



GK 18 of NOR



Legend:

GK Goalkeeper **SPG** Shots past goal **SSG** Shots saved by goalkeeper **SSP** Shots saved by player



Face-off Chart

페이스오프 차트

CAN - NOR

PERIOD 1

	CAN		NOR		CAN		NOR		Total wins all zones	
	Def. zone	Att. zone	Neutral zone		Att. zone	Def. zone			CAN	NOR
	- 18	+ 71	+ 4	- 12	- 8	+ 12				
	- 18	+ 12	+ 18	- 12	+ 8	- 71				
	+ 8	- 71	- 4	+ 71	+ 19	- 17				
	+ 18	- 12			- 8	+ 12				
					- 19	+ 71				
					- 18	+ 71				
Total wins / period	2 / 50%	2 / 50%	2 / 67%	1 / 33%	2 / 33%	4 / 67%			6 / 46%	7 / 54%

PERIOD 2

	CAN		NOR		CAN		NOR		Total wins all zones	
	Def. zone	Att. zone	Neutral zone		Att. zone	Def. zone			CAN	NOR
			+ 4	- 12	+ 8	- 12				
			- 18	+ 12	+ 8	- 12				
			- 4	+ 71	+ 8	- 71				
			- 4	+ 71	+ 18	- 12				
			- 6	+ 12	+ 8	- 71				
					+ 18	- 15				
					- 8	+ 12				
					+ 18	- 71				
					+ 18	- 71				
Total wins / period			1 / 20%	4 / 80%	8 / 89%	1 / 11%			9 / 64%	5 / 36%

PERIOD 3

	CAN		NOR		CAN		NOR		Total wins all zones	
	Def. zone	Att. zone	Neutral zone		Att. zone	Def. zone			CAN	NOR
	+ 4	- 71	- 4	+ 12	- 8	+ 71				
	- 8	+ 12	+ 18	- 12	- 4	+ 71				
	- 8	+ 71	+ 19	- 10	- 4	+ 71				
	- 8	+ 71	- 4	+ 10	+ 18	- 12				
			+ 18	- 12	+ 18	- 12				
			+ 23	- 12						
			+ 4	- 10						
Total wins / period	1 / 25%	3 / 75%	5 / 71%	2 / 29%	2 / 40%	3 / 60%			8 / 50%	8 / 50%

TOTAL

	CAN		NOR		CAN		NOR		Total wins all zones	
	Def. zone	Att. zone	Neutral zone		Att. zone	Def. zone			CAN	NOR
Total wins / game	3 / 38%	5 / 62%	8 / 53%	7 / 47%	12 / 60%	8 / 40%			23 / 53%	20 / 47%



HEAD TO HEAD

		NOR									
	No.	10	12	15	17	71	Tot	wins CAN	Dz	Nz	Az
CAN	4	1 - 1	2 - 1			1 - 5	11	4 36%	1 100%	3 38%	0 0%
	6		0 - 1				1	0 0%		0 0%	
	8		2 - 4			4 - 3	13	6 46%	1 25%		5 56%
	18		7 - 2	1 - 0		2 - 2	14	10 71%	1 33%	3 75%	6 86%
	19	1 - 0				1 - 0	3	2 67%		1 100%	1 50%
	23		1 - 0				1	1 100%		1 100%	
Tot		3	20	1	1	18	43	23 53%	3 38%	8 53%	12 60%
wins NOR		1 33%	8 40%	0 0%	0 0%	11 61%	20 47%				
Dz			3 38%	0 0%	0 0%	5 50%	8 40%				
Nz		1 33%	3 33%			3 100%	7 47%				
Az			2 67%			3 60%	5 62%				

Legend:
Az Attacking zone **Dz** Defending zone **No.** Jersey number **Nz** Neutral zone **Tot** Total face-offs played



Line-ups

라인업

ITA - SWE

Referee

YAMAGUCHI Sotaro (JPN)

Goalkeepers

Team: ITA

No.	Name	Gen
15	ARAUDO Gabriele	M
1	STILLITANO Santino	M

Team Line-ups

Team: ITA (blue)

No.	Pos.	Name	Gen
5	D	PLANKER Florian +A	M
18	D	MACRI Andrea	M
9	F	KALEGARIS Sandro	M
10	F	KAFMANN Stephan	M
73	F	LEPERDI Greg +A	M
3	D	ROSA Gianluigi	M
6	D	CAVALIERE Gian Luca +C	M
7	F	WINKLER Werner	M
11	F	LARCH Nils	M
62	F	DEPAOLI Christoph	M
8	F	RADICE Roberto	M
26	F	ANTOCHI Eusebiu	M
68	F	CORVINO Valerio	M

Head Coach: da RIN Massimo

NOT DRESSED:

14	D	BALOSSETTI Bruno	M
27	F	ANDREONI Alessandro	M

Linesmen

VANEK Jan (CZE) , WESLEY Leon (CZE)

Team: SWE

No.	Name	Gen
5	NILSSON Ulf	M
84	NEJMAN Andreas	M

Team: SWE (yellow)

No.	Pos.	Name	Gen
3	D	INGVARSSON Niklas	M
6	D	NILSSON Peter +A	M
21	D	HOLM Marcus	M
8	F	KASPERI Per	M
18	F	OJALA Peter +C	M
19	D	WISTRAND Anders	M
10	F	MENG Robin	M
15	F	HEDBERG Christian +A	M
20	F	RAKOS Niklas	M
7	F	KARLSSON Goran	M
17	F	CEDERSTAM Daniel	M
93	F	GYLLSTEN Maximilian	M

Head Coach: VIKSTROEM Erik

NOT DRESSED:

9	F	MAGNEVILL Martin	M
11	D	LUNDGREN Rasmus	M
14	F	JONSSON Kenth	M

Legend:

D	Defence	F	Forward	Gen	Gender	M	Male
No.	Jersey number	Pos.	Position	+A	Assistant captain	+C	Captain



Graphical Line-ups

그래픽 라인업

ITA - SWE

Referee
 YAMAGUCHI Sotaro (JPN)

Linesmen
 VANEK Jan (CZE) , WESLEY Leon (CZE)

Team: ITA - Italy (blue)

Head Coach: da RIN Massimo

S1 15 ARAUDO Gabriele		
1 STILLITANO Santino		
S3 18 MACRI Andrea	S2 5 PLANKER Florian +A	
S5 10 KAFMANN Stephan	S6 73 LEPERDI Greg +A	S4 9 KALEGARIS Sandro
3 ROSA Gianluigi		6 CAVALIERE Gian Luca +C
62 DEPAOLI Christoph	11 LARCH Nils	7 WINKLER Werner
68 CORVINO Valerio	8 RADICE Roberto	26 ANTOCHI Eusebiu

Team: SWE - Sweden (yellow)

Head Coach: VIKSTROEM Erik

S1 5 NILSSON Ulf		
84 NEJMAN Andreas		
S2 3 INGVARSSON Niklas	S3 6 NILSSON Peter +A	
S4 8 KASPERI Per	S6 21 HOLM Marcus	S5 18 OJALA Peter +C
19 WISTRAND Anders		
10 MENG Robin	15 HEDBERG Christian +A	20 RAKOS Niklas
17 CEDERSTAM Daniel	7 KARLSSON Goran	93 GYLLSTEN Maximilian

Legend:			
Sn	Starting position	+A	Assistant captain
		+C	Captain



Game Summary

경기 요약

ITA - SWE 2 - 0 (1 - 0 , 0 - 0 , 1 - 0)

Spectators	Referee	Linesmen
4322	YAMAGUCHI Sotaro (JPN)	VANEK Jan (CZE) , WESLEY Leon (CZE)

Team Statistics

Period	Score	SVS	SOG	PIM	TPP	PPG	SHG
1	1 : 0	1 : 7	8 : 1	2 : 4	01:29 : 01:10	1 : 0	0 : 0
2	0 : 0	0 : 4	4 : 0	6 : 4	02:09 : 04:09	0 : 0	0 : 0
3	1 : 0	1 : 7	8 : 1	2 : 0	00:00 : 02:00	0 : 0	0 : 0
Total	2 : 0	2 : 18	20 : 2	10 : 8	03:38 : 07:19	1 : 0	0 : 0

1st Period

Action	Time	ET/Res	Team	Type	No.	Name	(G) Name of Assistant(s) / Action Description
GK	00:00		ITA		15	ARAUDO G	- Goalkeeper in
GK	00:00		SWE		5	NILSSON U	- Goalkeeper in
Penalty	04:30	06:30	ITA	2 min.	9	KALEGARIS S	- Roughing
Penalty	05:40	07:40	SWE	2 min.	6	NILSSON P	- Interference
Penalty	12:57	13:16	SWE	2 min.	20	RAKOS N	- Delaying the Game
Goal	13:16	1 : 0	ITA	PP1	9	KALEGARIS S	(2) 5 PLANKER F 3 ROSA G On Ice ITA 15 3 5 9 18 73 * SWE 5 3 8 18 21

2nd Period

Action	Time	ET/Res	Team	Type	No.	Name	(G) Name of Assistant(s) / Action Description
Penalty	15:23	17:23	ITA	2 min.	9	KALEGARIS S	- Charging
Penalty	18:24	20:24	SWE	2 min.	20	RAKOS N	- Teeing
Penalty	18:53	20:53	ITA	2 min.	18	MACRI A	- Holding an opponent
Penalty	22:22	24:22	SWE	2 min.	21	HOLM M	- Interference
Penalty	24:02	26:02	ITA	2 min.	5	PLANKER F	- Charging

3rd Period

Action	Time	ET/Res	Team	Type	No.	Name	(G) Name of Assistant(s) / Action Description
Penalty	36:54	38:54	ITA	2 min.	11	LARCH N	- Roughing
Time-out	36:54		SWE				
Goal	39:36	2 : 0	ITA	EQ	3	ROSA G	(2) On Ice ITA 15 3 6 7 11 68 SWE 5 3 6 8 18 21
GK	44:53		SWE				5 NILSSON U - Goalkeeper out
GK	45:00		ITA				15 ARAUDO G - Goalkeeper out

Goalkeeper Records

Team : ITA - Italy

No.	Name	SOG	SVS	MIP
15	ARAUDO Gabriele	2	2	45:00
1	STILLITANO Santino			

Team : SWE - Sweden

No.	Name	SOG	SVS	MIP
5	NILSSON Ulf	20	18	44:53
84	NEJMAN Andreas			

Game Statistics

Team : ITA (blue)																								
Head Coach : da RIN Massimo										Shots on Goal			Time on Ice											
No.	Pos.	Name	Gen	G	A	P	PIM	FO+	FO-	FO+/-	FO%	1	2	3	OT	TS	+/-	1	2	3	OT	TOT	SHF	AVG
5	D	PLANKER Florian +A	M	0	1	1	2	1	2	-1	33.33	2	0	0		2	0	7:41	9:54	7:18		24:53	16	1:33
9	F	KALEGARIS Sandro	M	1	0	1	4	0	0	0	0.00	1	0	1		2	0	5:42	7:58	6:48		20:28	14	1:27
10	F	KAFMANN Stephan	M	0	0	0	0	0	0	0	0.00	0	0	0		0	0	3:35	1:05	4:12		8:52	10	0:53
18	D	MACRI Andrea	M	0	0	0	2	0	0	0	0.00	1	0	0		1	0	9:39	7:18	6:08		23:05	16	1:26
73	F	LEPERDI Greg +A	M	0	0	0	0	12	7	5	63.16	0	2	2		4	0	6:37	8:16	6:25		21:18	14	1:31
3	D	ROSA Gianluigi	M	1	1	2	0	0	0	0	0.00	2	1	2		5	+1	9:19	11:45	8:51		29:55	14	2:08
6	D	CAVALIERE Gian Luca +C	M	0	0	0	0	0	0	0	0.00	1	0	0		1	+1	6:22	5:46	7:41		19:49	15	1:19
7	F	WINKLER Werner	M	0	0	0	0	1	0	1	100.00	0	0	1		1	+1	5:57	5:19	7:05		18:21	11	1:40



Head Coach : da RIN Massimo											Shots on Goal				Time on Ice									
No.	Pos.	Name	Gen	G	A	P	PIM	FO+	FO-	FO+/-	FO%	1	2	3	OT	TS	+/-	1	2	3	OT	TOT	SHF	AVG
11	F	LARCH Nils	M	0	0	0	2	10	7	3	58.82	0	0	1		1	+1	5:57	6:23	8:01		20:21	12	1:41
62	F	DEPAOLI Christoph	M	0	0	0	0	0	0	0	0.00	1	0	0		1	0	4:38	2:41	4:05		11:24	8	1:25
8	F	RADICE Roberto	M	0	0	0	0	0	0	0	0.00	0	0	0		0	0	2:24	0:00	1:06		3:30	3	1:10
26	F	ANTOCHI Eusebiu	M	0	0	0	0	0	0	0	0.00	0	0	0		0	0	2:16	0:00	0:45		3:01	3	1:00
68	F	CORVINO Valerio	M	0	0	0	0	0	0	0	0.00	0	1	1		2	+1	2:47	2:28	4:47		10:02	8	1:15
1	GK	STILLITANO Santino	M	0	0	0	0					0	0	0		0								
15	GK	ARAUDO Gabriele	M	0	0	0	0					0	0	0		0								
Total				2	2	4	10	24	16	8	60.00	8	4	8		20								

Team : SWE (yellow)																									
Head Coach : VIKSTROEM Erik											Shots on Goal				Time on Ice										
No.	Pos.	Name	Gen	G	A	P	PIM	FO+	FO-	FO+/-	FO%	1	2	3	OT	TS	+/-	1	2	3	OT	TOT	SHF	AVG	
3	D	INGVARSSON Niklas	M	0	0	0	0	3	2	1	60.00	0	0	0		0	-1	15:00	15:00	15:00		45:00	3	15:00	
6	D	NILSSON Peter +A	M	0	0	0	2	0	0	0	0.00	0	0	1		1	-1	12:09	12:26	9:54		34:29	10	3:26	
8	F	KASPERI Per	M	0	0	0	0	0	0	0	0.00	1	0	0		1	-1	8:10	9:07	9:31		26:48	18	1:29	
18	F	OJALA Peter +C	M	0	0	0	0	1	2	-1	33.33	0	0	0		0	-1	6:20	6:26	8:27		21:13	17	1:14	
21	D	HOLM Marcus	M	0	0	0	2	5	11	-6	31.25	0	0	0		0	-1	7:27	9:27	9:15		26:09	16	1:38	
10	F	MENG Robin	M	0	0	0	0	0	0	0	0.00	0	0	0		0	0	6:34	7:22	6:06		20:02	16	1:15	
15	F	HEDBERG Christian +A	M	0	0	0	0	4	6	-2	40.00	0	0	0		0	0	7:22	4:33	7:50		19:45	15	1:19	
19	D	WISTRAND Anders	M	0	0	0	0	0	0	0	0.00	0	0	0		0	0	0:31	0:32	0:00		1:03	2	0:31	
20	F	RAKOS Niklas	M	0	0	0	4	1	0	1	100.00	0	0	0		0	0	7:32	2:37	3:58		14:07	12	1:10	
7	F	KARLSSON Goran	M	0	0	0	0	0	0	0	0.00	0	0	0		0	0	0:00	0:00	0:00		0:00	0	0:00	
17	F	CEDERSTAM Daniel	M	0	0	0	0	0	0	0	0.00	0	0	0		0	0	0:00	0:00	0:00		0:00	0	0:00	
93	F	GYLLSTEN Maximilian	M	0	0	0	0	2	3	-1	40.00	0	0	0		0	0	1:29	3:23	5:04		9:56	8	1:14	
5	GK	NILSSON Ulf	M	0	0	0	0					0	0	0		0									
84	GK	NEJMAN Andreas	M	0	0	0	0					0	0	0		0									
Total				0	0	0	8	16	24	-8	40.00	1	0	1		2									

Group A

R	Team	GP	W	OTW	OTL	L	GDF	GF : GA	PTS
1	CAN	3	3	0	0	0	+35	35 : 0	9
2	ITA	3	1	1	0	1	-7	5 : 12	5
3	NOR	2	0	0	1	1	-9	2 : 11	1
4	SWE	2	0	0	0	2	-19	0 : 19	0

	CAN	ITA	NOR	SWE
CAN	*****	10:0	8:0	17:0
ITA	0:10	*****	3:2	2:0
NOR	0:8	2:3	*****	TUE 13 MAR 15:30
SWE	0:17	0:2	TUE 13 MAR 15:30	*****

Legend:			
(G) Goals in tournament	*	does not count for Plus/minus	+/- Plus/minus net
+C Captain	A	Assists	AVG Average time on ice / shift
EQ Equal strength	ET/Res	Penalty end time/Result of game	F Forward
FO% Face-offs won as percentage	FO+	Face-offs won	FO+/- Face-offs net
GA Goals against	GDF	Goal difference	Gen Gender
GK Goalkeeper	GP	Games played	L Losses
MIP Minutes in play (GK)	No.	Jersey number	OT Overtime
OTW Overtime wins	P	Points	PIM Penalties in minutes
PP1 Power play - 1 player	PPG	Power play goals	PTS Points
SHF Number of shifts	SHG	Shorthanded goals	SOG Shots on goal
TOT Total	TPP	Time on power play	TS Total shots
			+A Assistant captain
			D Defence
			FO- Face-offs lost
			G Goals
			GF Goals for
			M Male
			OTL Overtime losses
			Pos. Position
			R Rank
			SVS Saves
			W Wins



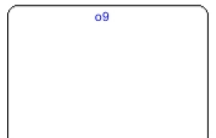
Shot Chart

슛 차트

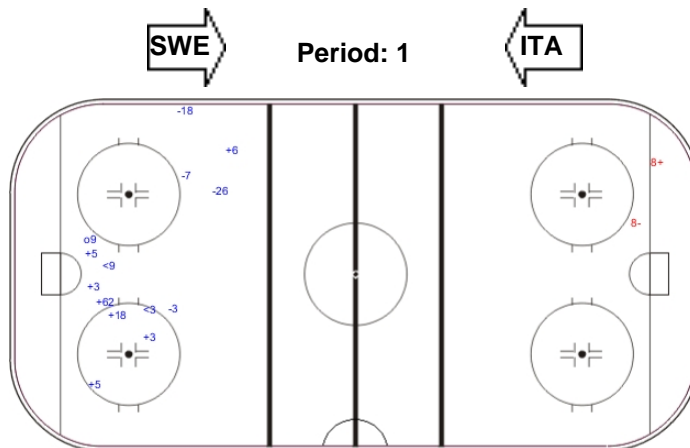
ITA - SWE

Shots by ITA

Goals (o): 1 SSG (+): 7
SSP (<): 2 SPG (-): 4



GK 5 of SWE



Shots by SWE

Goals (o): 0 SSG (+): 1
SSP (>): 0 SPG (-): 1



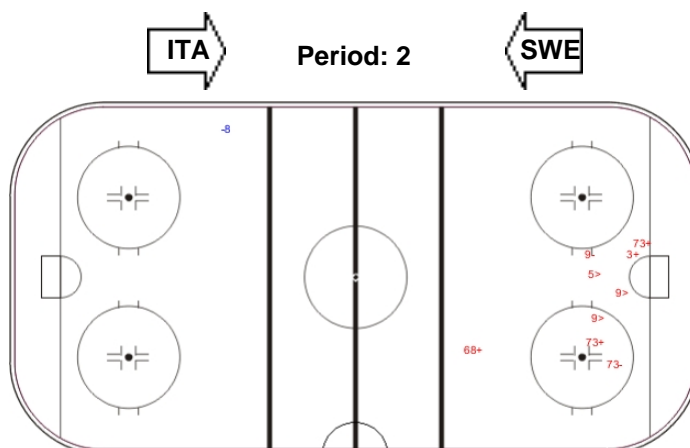
GK 15 of ITA

Shots by SWE

Goals (o): 0 SSG (+): 0
SSP (<): 0 SPG (-): 1



GK 15 of ITA



Shots by ITA


Goals (o): 0 SSG (+): 4
SSP (>): 3 SPG (-): 2



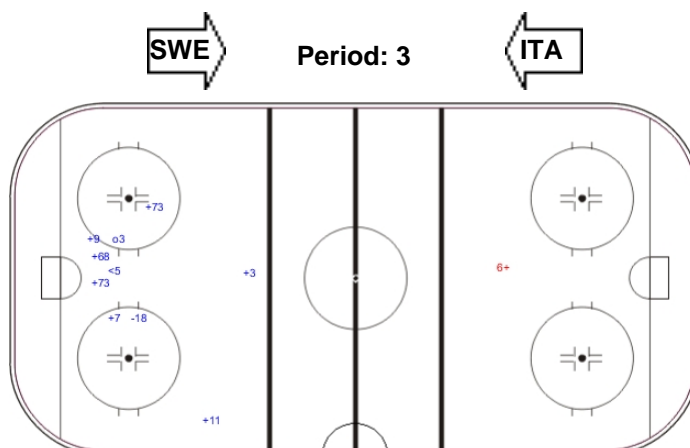
GK 5 of SWE

Shots by ITA

Goals (o): 1 SSG (+): 7
SSP (<): 1 SPG (-): 1



GK 5 of SWE



Shots by SWE

Goals (o): 0 SSG (+): 1
SSP (>): 0 SPG (-): 0



GK 15 of ITA

Legend:

GK Goalkeeper **SPG** Shots past goal **SSG** Shots saved by goalkeeper **SSP** Shots saved by player



Face-off Chart

페이스오프 차트

ITA - SWE

PERIOD 1

	ITA		SWE		ITA		SWE		ITA		SWE		Total wins all zones	
	Def. zone	Att. zone	Neutral zone	Neutral zone	Att. zone	Def. zone	Att. zone	Def. zone	Att. zone	Def. zone				
	- 11	+ 21	- 73	+ 21	- 11	+ 15								
			+ 73	- 21	- 73	+ 21								
			- 73	+ 18	+ 73	- 15								
			+ 11	- 15	- 5	+ 15								
					+ 73	- 21								
					+ 11	- 21								
					+ 5	- 21								
Total wins / period	0 / 0%	1 / 100%	2 / 50%	2 / 50%	4 / 57%	3 / 43%								
													ITA	SWE
													6 / 50%	6 / 50%

PERIOD 2

	ITA		SWE		ITA		SWE		ITA		SWE		Total wins all zones	
	Def. zone	Att. zone	Neutral zone	Neutral zone	Att. zone	Def. zone	Att. zone	Def. zone	Att. zone	Def. zone				
	- 5	+ 3	+ 73	- 21	- 73	+ 3								
	+ 73	- 3	+ 11	- 21	+ 11	- 3								
	+ 73	- 21			+ 73	- 15								
					- 11	+ 20								
					+ 73	- 18								
					+ 73	- 21								
Total wins / period	2 / 67%	1 / 33%	2 / 100%	0 / 0%	4 / 67%	2 / 33%								
													ITA	SWE
													8 / 73%	3 / 27%

PERIOD 3

	ITA		SWE		ITA		SWE		ITA		SWE		Total wins all zones	
	Def. zone	Att. zone	Neutral zone	Neutral zone	Att. zone	Def. zone	Att. zone	Def. zone	Att. zone	Def. zone				
	+ 11	- 21	- 73	+ 21	- 73	+ 15								
	- 11	+ 3	+ 73	- 21	+ 7	- 93								
	+ 11	- 93	- 11	+ 15	+ 11	- 93								
	+ 11	- 15	- 11	+ 93	+ 11	- 18								
	- 73	+ 21	+ 73	- 15										
	+ 11	- 21	- 11	+ 93										
	+ 73	- 15												
Total wins / period	5 / 71%	2 / 29%	2 / 33%	4 / 67%	3 / 75%	1 / 25%								
													ITA	SWE
													10 / 59%	7 / 41%

TOTAL

	ITA		SWE		ITA		SWE		ITA		SWE		Total wins all zones	
	Def. zone	Att. zone	Neutral zone	Neutral zone	Att. zone	Def. zone	Att. zone	Def. zone	Att. zone	Def. zone				
Total wins / game	7 / 64%	4 / 36%	6 / 50%	6 / 50%	11 / 65%	6 / 35%								
													ITA	SWE
													24 / 60%	16 / 40%



HEAD TO HEAD

		SWE										
	No.	3	15	18	20	21	93	Tot	wins ITA	Dz	Nz	Az
ITA	5	0 - 1	0 - 1			1 - 0		3	1 33%	0 0%		1 50%
	7						1 - 0	1	1 100%			1 100%
	11	1 - 1	2 - 2	1 - 0	0 - 1	4 - 1	2 - 2	17	10 59%	4 67%	2 40%	4 67%
	73	1 - 1	4 - 1	1 - 1		6 - 4		19	12 63%	3 75%	4 57%	5 63%
	Tot	5	10	3	1	16	5	40	24 60%	7 64%	6 50%	11 65%
	wins SWE	3 60%	4 40%	1 33%	1 100%	5 31%	2 40%	16 40%				
	Dz	1 50%	3 60%	0 0%	1 100%	1 20%	0 0%	6 35%				
	Nz		1 33%	1 100%		2 33%	2 100%	6 50%				
	Az	2 67%	0 0%			2 40%	0 0%	4 36%				

Legend:

Az Attacking zone **Dz** Defending zone **No.** Jersey number **Nz** Neutral zone **Tot** Total face-offs played



Line-ups

라인업

USA - KOR

Referee

WEBINGER Kevin (CAN)

Linesmen

CLARK Matt (CAN) , FERGENBAUM Matthew (CAN)

Goalkeepers

Team: USA

No.	Name	Gen
34	CASH Steve	M
32	LEE Jen	M

Team: KOR

No.	Name	Gen
31	YU Man Gyun	M
32	LEE Jae Woong	M

Team Line-ups

Team: USA (blue)

No.	Pos.	Name	Gen
11	D	CARRON Tyler	M
15	D	LANDEROS Nikko +A	M
4	F	ROYBAL Brody	M
24	F	MISIEWICZ Joshua	M
88	F	McKEE Kevin	M
3	D	DEQUEBEC Ralph	M
27	D	PAULS Josh +C	M
8	F	WALLACE Jack	M
16	F	FARMER Declan +A	M
20	F	PAGE Adam	M
9	F	DODSON Travis	M
22	F	GROVE Noah	M
23	F	ROMAN Rico	M

Team: KOR (white)

No.	Pos.	Name	Gen
10	D	CHO Young Jae	M
68	D	HAN Min Su +C	M
14	F	JUNG Seung Hwan +A	M
27	F	CHO Byeong Seok	M
28	F	LEE Jong Kyung	M
12	D	KIM Young Sung	M
20	D	JANG Dong Shin	M
89	D	LEE Ji Hoon	M
21	F	LEE Ju Seung	M
23	F	LEE Yong Min	M
7	F	CHOI Kwang Hyouk	M
26	F	KIM Dea Jung	M
97	F	CHOI Si Woo	M

Head Coach: GOSSELIN Guy

Head Coach: SEO Kwang Suk

NOT DRESSED:

5	D	HANNING JR Billy	M
13	F	McDERMOTT Luke	M

NOT DRESSED:

44	D	LEE Hae Man	M
55	F	JANG Jong Ho	M

Legend:

D	Defence	F	Forward	Gen	Gender	M	Male
No.	Jersey number	Pos.	Position	+A	Assistant captain	+C	Captain



Graphical Line-ups

그래픽 라인업

USA - KOR

Referee

WEBINGER Kevin (CAN)

Linesmen

CLARK Matt (CAN) , FERGENBAUM Matthew (CAN)

Team: USA - United States (blue)

Head Coach: GOSSELIN Guy

S1 34 CASH Steve		
32 LEE Jen		
S2 11 CARRON Tyler	S3 15 LANDEROS Nikko +A	
S4 4 ROYBAL Brody	S5 24 MISIEWICZ Joshua	S6 88 McKEE Kevin
3 DEQUEBEC Ralph		27 PAULS Josh +C
20 PAGE Adam	16 FARMER Declan +A	8 WALLACE Jack
23 ROMAN Rico	9 DODSON Travis	22 GROVE Noah

Team: KOR - Republic of Korea (white)

Head Coach: SEO Kwang Suk

S1 31 YU Man Gyun		
32 LEE Jae Woong		
S3 68 HAN Min Su +C	S2 10 CHO Young Jae	
S6 28 LEE Jong Kyung	S4 14 JUNG Seung Hwan +A	S5 27 CHO Byeong Seok
20 JANG Dong Shin		12 KIM Young Sung
23 LEE Yong Min	21 LEE Ju Seung	89 LEE Ji Hoon
7 CHOI Kwang Hyouk	97 CHOI Si Woo	26 KIM Dea Jung

Legend:			
Sn	Starting position	+A	Assistant captain
		+C	Captain



Game Summary

경기 요약

USA - KOR 8 - 0 (6 - 0, 0 - 0, 2 - 0)

Spectators	Referee	Linesmen
6588	WEBINGER Kevin (CAN)	CLARK Matt (CAN) , FERGENBAUM Matthew (CAN)

Team Statistics

Period	Score	SVS	SOG	PIM	TPP	PPG	SHG
1	6 : 0	1 : 5	11 : 1	2 : 4	00:49 : 02:00	2 : 0	2 : 0
2	0 : 0	1 : 7	7 : 1	4 : 4	03:31 : 03:31	0 : 0	0 : 0
3	2 : 0	2 : 4	6 : 2	2 : 4	02:35 : 02:00	0 : 0	0 : 0
Total	8 : 0	4 : 16	24 : 4	8 : 12	06:55 : 07:31	2 : 0	2 : 0

1st Period

Action	Time	ET/Res	Team	Type	No.	Name	(G)	Name of Assistant(s) / Action Description
GK	00:00		USA		34	CASH S		- Goalkeeper in
GK	00:00		KOR		31	YU MG		- Goalkeeper in
Penalty	04:32	04:51	KOR	2 min.	-	Team penalty		- Too Many Men / Served by: 89 LEE JH
Goal	04:51	1 : 0	USA	PP1	4	ROYBAL B	(7)	16 FARMER D On Ice USA 34 4 15 16 24 27 * 15 LANDEROS N KOR 31 12 20 21 23
Goal	06:40	2 : 0	USA	EQ	16	FARMER D	(6)	8 WALLACE J On Ice USA 34 3 8 16 20 27 3 DEQUEBEC R KOR 31 12 20 21 23 89
Penalty	07:39	08:09	KOR	2 min.	28	LEE JK		- Interference
Goal	08:09	3 : 0	USA	PP1	24	MISIEWICZ J	(1)	27 PAULS J On Ice USA 34 4 15 16 24 27 * 15 LANDEROS N KOR 31 12 20 21 23
Goal	09:57	4 : 0	USA	EQ	24	MISIEWICZ J	(2)	88 McKEE K On Ice USA 34 4 11 15 24 88 4 ROYBAL B KOR 31 7 12 20 26 97
Penalty	12:13	14:13	USA	2 min.	23	ROMAN R		- Teeing
GK	12:13		KOR		32	LEE JW		- Goalkeeper in
Goal	12:27	5 : 0	USA	SH1	16	FARMER D	(7)	4 ROYBAL B On Ice USA 34 4 11 15 16 KOR 32 10 21 23 68 89
Goal	13:37	6 : 0	USA	SH1	16	FARMER D	(8)	4 ROYBAL B On Ice USA 34 4 11 15 16 11 CARRON T KOR 32 10 21 23 68 89

2nd Period

Action	Time	ET/Res	Team	Type	No.	Name	(G)	Name of Assistant(s) / Action Description
Penalty	17:37	19:37	USA	2 min.	20	PAGE A		- Interference
Penalty	22:50	24:50	KOR	2 min.	21	LEE JS		- Holding an opponent
Penalty	25:35	27:35	USA	2 min.	3	DEQUEBEC R		- Roughing
Penalty	27:06	29:06	KOR	2 min.	14	JUNG SH		- Teeing

3rd Period

Action	Time	ET/Res	Team	Type	No.	Name	(G)	Name of Assistant(s) / Action Description
Goal	33:36	7 : 0	USA	EQ	9	DODSON T	(3)	11 CARRON T On Ice USA 34 9 11 15 22 23 23 ROMAN R KOR 32 12 14 20 27 28
Penalty	35:51	37:51	KOR	2 min.	12	KIM YS		- Roughing
Penalty	36:26	38:26	KOR	2 min.	7	CHOI KH		- Roughing
Goal	40:07	8 : 0	USA	EQ	4	ROYBAL B	(8)	88 McKEE K On Ice USA 34 3 4 24 27 88 KOR 32 10 14 20 21 23
Penalty	41:37	43:37	USA	2 min.	15	LANDEROS N		- Roughing
GK	45:00		USA					34 CASH S - Goalkeeper out
GK	45:00		KOR					32 LEE JW - Goalkeeper out

Goalkeeper Records

Team : USA - United States

No.	Name	SOG	SVS	MIP
34	CASH Steve	4	4	45:00
32	LEE Jen			

Team : KOR - Republic of Korea

No.	Name	SOG	SVS	MIP
32	LEE Jae Woong	16	12	32:47
31	YU Man Gyun	8	4	12:13



Game Statistics

Team : USA (blue)

Head Coach : GOSSELIN Guy											Shots on Goal					Time on Ice									
No.	Pos.	Name	Gen	G	A	P	PIM	FO+	FO-	FO+/-	FO%	1	2	3	OT	TS	+/-	1	2	3	OT	TOT	SHF	AVG	
4	F	ROYBAL Brody	M	2	3	5	0	0	0	0	0.00	2	1	2		5	+4	6:05	7:23	3:53		17:21	13	1:20	
11	D	CARRON Tyler	M	0	2	2	0	0	0	0	0.00	0	0	0		0	+4	8:15	4:43	7:58		20:56	12	1:44	
15	D	LANDEROS Nikko +A	M	0	2	2	2	0	0	0	0.00	0	1	0		1	+4	8:53	8:54	7:26		25:13	14	1:48	
24	F	MISIEWICZ Joshua	M	2	0	2	0	4	5	-1	44.44	3	0	0		3	+2	6:00	4:21	5:04		15:25	12	1:17	
88	F	McKEE Kevin	M	0	2	2	0	0	0	0	0.00	0	0	0		0	+2	3:56	5:33	4:35		14:04	10	1:24	
3	D	DEQUEBEC Ralph	M	0	1	1	2	0	0	0	0.00	0	1	0		1	+2	5:55	6:32	6:41		19:08	12	1:35	
8	F	WALLACE Jack	M	0	1	1	0	1	3	-2	25.00	0	3	0		3	+1	5:24	4:21	5:23		15:08	11	1:22	
16	F	FARMER Declan +A	M	3	1	4	0	14	7	7	66.67	3	0	1		4	+3	6:24	8:37	3:29		18:30	11	1:40	
20	F	PAGE Adam	M	0	0	0	2	0	0	0	0.00	0	0	1		1	+1	4:30	2:50	3:29		10:49	10	1:04	
27	D	PAULS Josh +C	M	0	1	1	0	0	0	0	0.00	0	0	1		1	+2	6:44	9:56	8:14		24:54	12	2:04	
9	F	DODSON Travis	M	1	0	1	0	0	0	0	0.00	2	0	1		3	+1	3:28	3:06	5:58		12:32	9	1:23	
22	F	GROVE Noah	M	0	0	0	0	0	0	0	0.00	0	1	0		1	+1	3:29	1:26	4:29		9:24	8	1:10	
23	F	ROMAN Rico	M	0	1	1	2	10	2	8	83.33	1	0	0		1	+1	3:45	3:02	6:21		13:08	10	1:18	
32	GK	LEE Jen	M	0	0	0	0					0	0	0		0									
34	GK	CASH Steve	M	0	0	0	0					0	0	0		0									
Total				8	14	22	8	29	17	12	63.04	11	7	6	24										

Team : KOR (white)

Head Coach : SEO Kwang Suk											Shots on Goal					Time on Ice									
No.	Pos.	Name	Gen	G	A	P	PIM	FO+	FO-	FO+/-	FO%	1	2	3	OT	TS	+/-	1	2	3	OT	TOT	SHF	AVG	
10	D	CHO Young Jae	M	0	0	0	0	0	1	-1	0.00	0	0	1		1	-3	9:18	8:34	8:05		25:57	18	1:26	
14	F	JUNG Seung Hwan +A	M	0	0	0	2	0	0	0	0.00	1	1	0		2	-2	8:12	7:12	6:22		21:46	17	1:16	
27	F	CHO Byeong Seok	M	0	0	0	0	8	9	-1	47.06	0	0	0		0	-1	7:49	6:33	4:40		19:02	17	1:07	
28	F	LEE Jong Kyung	M	0	0	0	2	0	1	-1	0.00	0	0	0		0	-1	6:56	4:26	3:35		14:57	14	1:04	
68	D	HAN Min Su +C	M	0	0	0	0	0	0	0	0.00	0	0	0		0	-2	8:47	8:36	8:16		25:39	18	1:25	
12	D	KIM Young Sung	M	0	0	0	2	0	0	0	0.00	0	0	0		0	-3	6:13	7:24	6:41		20:18	18	1:07	
20	D	JANG Dong Shin	M	0	0	0	0	0	0	0	0.00	0	0	0		0	-4	5:40	6:25	7:10		19:15	18	1:04	
21	F	LEE Ju Seung	M	0	0	0	2	7	12	-5	36.84	0	0	0		0	-4	7:35	6:16	6:15		20:06	15	1:20	
23	F	LEE Yong Min	M	0	0	0	0	0	0	0	0.00	0	0	1		1	-4	6:19	6:45	5:44		18:48	16	1:10	
89	D	LEE Ji Hoon	M	0	0	0	0	0	0	0	0.00	0	0	0		0	-3	5:52	2:02	4:43		12:37	13	0:58	
7	F	CHOI Kwang Hyouk	M	0	0	0	2	0	1	-1	0.00	0	0	0		0	-1	0:27	2:39	3:21		6:27	7	0:55	
26	F	KIM Dea Jung	M	0	0	0	0	1	2	-1	33.33	0	0	0		0	-1	0:27	2:55	3:12		6:34	7	0:56	
97	F	CHOI Si Woo	M	0	0	0	0	1	3	-2	25.00	0	0	0		0	-1	0:27	1:07	2:37		4:11	5	0:50	
31	GK	YU Man Gyun	M	0	0	0	0					0	0	0		0									
32	GK	LEE Jae Woong	M	0	0	0	0					0	0	0		0									
Total				0	0	0	10	17	29	-12	36.96	1	1	2	4										

Group B

R	Team	GP	W	OTW	OTL	L	GDF	GF : GA	PTS
1	USA	3	3	0	0	0	+28	28 : 0	9
2	KOR	3	1	1	0	1	-4	7 : 11	5
3	CZE	2	0	0	1	1	-11	2 : 13	1
4	JPN	2	0	0	0	2	-13	1 : 14	0

	CZE	JPN	KOR	USA
CZE	*****	TUE 13 MAR 19:00	2:3	0:10
JPN	TUE 13 MAR 19:00	*****	1:4	0:10
KOR	3:2	4:1	*****	0:8
USA	10:0	10:0	8:0	*****



Legend:			
(G)	Goals in tournament	*	does not count for Plus/minus
+C	Captain	A	Assists
EQ	Equal strength	ET/Res	Penalty end time/Result of game
FO%	Face-offs won as percentage	FO+	Face-offs won
GA	Goals against	GDF	Goal difference
GK	Goalkeeper	GP	Games played
MIP	Minutes in play (GK)	No.	Jersey number
OTW	Overtime wins	P	Points
PP1	Power play - 1 player	PPG	Power play goals
SH1	Shorthanded - 1 player	SHF	Number of shifts
SVS	Saves	TOT	Total
W	Wins		
+/-	Plus/minus net	+A	Assistant captain
AVG	Average time on ice / shift	D	Defence
F	Forward	FO-	Face-offs lost
FO+/-	Face-offs net	G	Goals
Gen	Gender	GF	Goals for
L	Losses	M	Male
OT	Overtime	OTL	Overtime losses
PIM	Penalties in minutes	Pos.	Position
PTS	Points	R	Rank
SHG	Shorthanded goals	SOG	Shots on goal
TPP	Time on power play	TS	Total shots

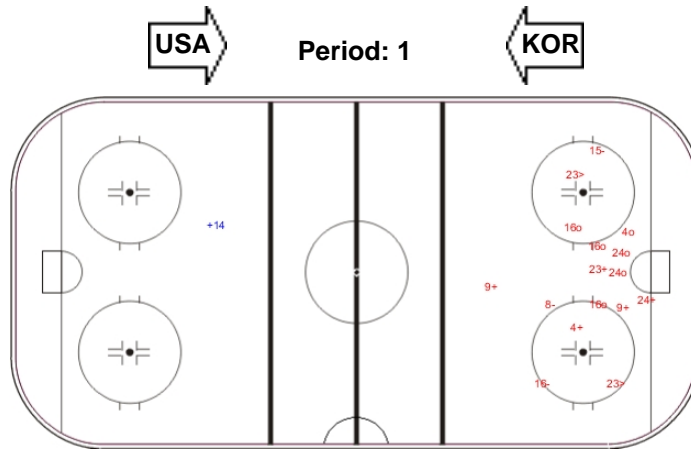


Shot Chart
슛 차트
USA - KOR


Shots by KOR
Goals (o): 0 SSG (+): 1
SSP (<): 0 SPG (-): 0



GK 34 of USA



Shots by USA
Goals (o): 6 SSG (+): 5
SSP (>): 2 SPG (-): 3



GK 31 of KOR

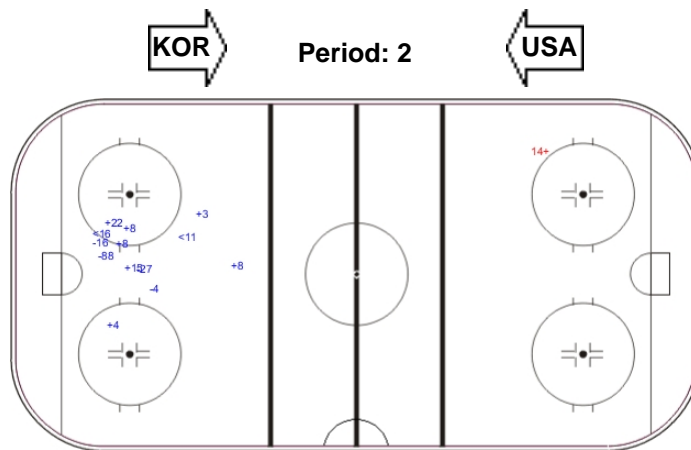


GK 32 of KOR

Shots by USA
Goals (o): 0 SSG (+): 7
SSP (<): 2 SPG (-): 4



GK 32 of KOR



Shots by KOR
Goals (o): 0 SSG (+): 1
SSP (>): 0 SPG (-): 0

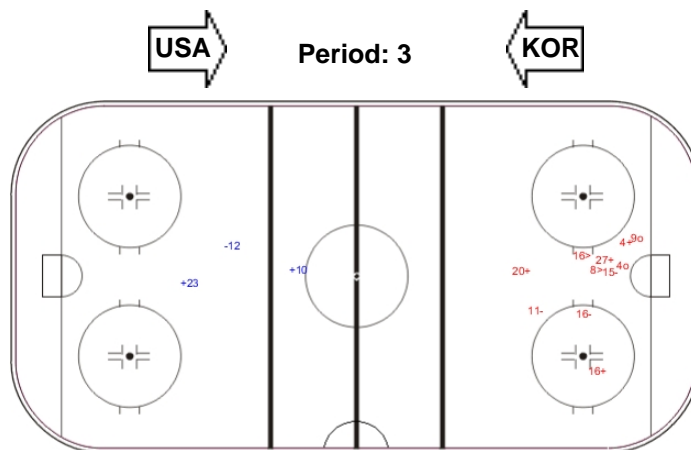


GK 34 of USA


Shots by KOR
Goals (o): 0 SSG (+): 2
SSP (<): 0 SPG (-): 1



GK 34 of USA



Shots by USA
Goals (o): 2 SSG (+): 4
SSP (>): 2 SPG (-): 3



GK 32 of KOR

Legend:	GK Goalkeeper	SPG Shots past goal	SSG Shots saved by goalkeeper	SSP Shots saved by player
----------------	----------------------	----------------------------	--------------------------------------	----------------------------------



Face-off Chart

페이스오프 차트

USA - KOR

PERIOD 1

	USA		KOR		USA		KOR		Total wins all zones	
	Def. zone	Att. zone	Neutral zone	Neutral zone	Att. zone	Def. zone	Neutral zone	Neutral zone	USA	KOR
	+ 16	- 21	- 24	+ 27	+ 16	- 27			14 / 67%	7 / 33%
	+ 24	- 97	- 16	+ 27	+ 23	- 21				
	+ 16	- 21	- 8	+ 27	+ 23	- 27				
			+ 16	- 21	+ 24	- 27				
			- 23	+ 27	+ 16	- 21				
			+ 16	- 21	+ 16	- 21				
			- 24	+ 27	+ 23	- 21				
			- 16	+ 21	+ 23	- 27				
			+ 16	- 21						
			- 8	+ 27						
Total wins / period	3 / 100%	0 / 0%	3 / 30%	7 / 70%	8 / 100%	0 / 0%				

PERIOD 2

	USA		KOR		USA		KOR		Total wins all zones	
	Def. zone	Att. zone	Neutral zone	Neutral zone	Att. zone	Def. zone	Neutral zone	Neutral zone	USA	KOR
	+ 16	- 7	+ 24	- 27	- 16	+ 21			4 / 44%	5 / 56%
			- 23	+ 27	- 16	+ 21				
					- 24	+ 21				
					+ 16	- 27				
					+ 16	- 26				
					- 8	+ 21				
Total wins / period	1 / 100%	0 / 0%	1 / 50%	1 / 50%	2 / 33%	4 / 67%				

PERIOD 3

	USA		KOR		USA		KOR		Total wins all zones	
	Def. zone	Att. zone	Neutral zone	Neutral zone	Att. zone	Def. zone	Neutral zone	Neutral zone	USA	KOR
	+ 23	- 21	+ 23	- 27	- 16	+ 97			11 / 69%	5 / 31%
	+ 24	- 21	+ 23	- 27	+ 16	- 26				
	- 24	+ 21	+ 16	- 97	+ 23	- 28				
	+ 23	- 97	+ 16	- 27	- 16	+ 26				
	+ 8	- 21			+ 23	- 10				
					- 24	+ 21				
					- 16	+ 27				
Total wins / period	4 / 80%	1 / 20%	4 / 100%	0 / 0%	3 / 43%	4 / 57%				

TOTAL

	USA		KOR		USA		KOR		Total wins all zones	
	Def. zone	Att. zone	Neutral zone	Neutral zone	Att. zone	Def. zone	Neutral zone	Neutral zone	USA	KOR
Total wins / game	8 / 89%	1 / 11%	8 / 50%	8 / 50%	13 / 62%	8 / 38%			29 / 63%	17 / 37%



HEAD TO HEAD

		KOR											
No.		7	10	21	26	27	28	97	Tot	wins USA	Dz	Nz	Az
USA	8			1 - 1		0 - 2			4	1 25%	1 100%	0 0%	0 0%
	16	1 - 0		7 - 3	2 - 1	3 - 2		1 - 1	21	14 67%	3 100%	5 71%	6 55%
	23		1 - 0	3 - 0		4 - 2	1 - 0	1 - 0	12	10 83%	2 100%	2 50%	6 100%
	24			1 - 3		2 - 2		1 - 0	9	4 44%	2 67%	1 33%	1 33%
Tot		1	1	19	3	17	1	4	46	29 63%	8 89%	8 50%	13 62%
wins KOR		0 0%	0 0%	7 37%	1 33%	8 47%	0 0%	1 25%	17 37%				
Dz			0 0%	5 56%	1 33%	1 17%	0 0%	1 100%	8 38%				
Nz				1 25%		7 64%		0 0%	8 50%				
Az		0 0%		1 17%				0 0%	1 11%				

Legend:
Az Attacking zone **Dz** Defending zone **No.** Jersey number **Nz** Neutral zone **Tot** Total face-offs played



Line-ups

라인업

NOR - SWE

Referee

YAMAGUCHI Sotaro (JPN)

Linesmen

CHAE Young-Jin (KOR) , VANEK Jan (CZE)

Goalkeepers

Team: NOR

No.	Name	Gen
19	DENG Kissinger	M
18	HAMAR Kjell Christian	M

Team: SWE

No.	Name	Gen
5	NILSSON Ulf	M
84	NEJMAN Andreas	M

Team Line-ups

Team: NOR (red)

No.	Pos.	Name	Gen
3	D	PEDERSEN Rolf Einar	M
16	D	NORDSTOGA Knut Andre +A	M
12	F	BOGLE Magnus	M
17	F	SOLBERG Loyd R +C	M
20	F	HAMRE Martin	M
23	D	KLAKEGG Jan Roger	M
24	D	AVDAL Thommas	M
9	F	VAERNES Morten +A	M
22	F	BAKKE Audun	M
71	F	OISETH Ola	M
10	F	RIVERA Tor Joakim	M
15	F	SORHEIM Emil	M
29	F	SCHROEDER Lena	F

Head Coach: HEGDE Espen

NOT DRESSED:

7	D	HAGEN Eskil	M
27	F	VATNE Emil	M
77	F	AANEKRE Torstein	M

Team: SWE (yellow)

No.	Pos.	Name	Gen
3	D	INGVARSSON Niklas	M
6	D	NILSSON Peter +A	M
8	F	KASPERI Per	M
18	F	OJALA Peter +C	M
93	F	GYLLSTEN Maximilian	M
21	D	HOLM Marcus	M
10	F	MENG Robin	M
15	F	HEDBERG Christian +A	M
20	F	RAKOS Niklas	M
7	F	KARLSSON Goran	M
17	F	CEDERSTAM Daniel	M

Head Coach: VIKSTROEM Erik

NOT DRESSED:

9	F	MAGNEVILL Martin	M
11	D	LUNDGREN Rasmus	M
14	F	JONSSON Kenth	M
19	D	WISTRAND Anders	M

Legend:

D	Defence	F	Female / Forward	Gen	Gender	M	Male
No.	Jersey number	Pos.	Position	+A	Assistant captain	+C	Captain



Graphical Line-ups

그래픽 라인업

NOR - SWE

Referee
 YAMAGUCHI Sotaro (JPN)

Linesmen
 CHAE Young-Jin (KOR) , VANEK Jan (CZE)

Team: NOR - Norway (red)

Head Coach: HEGDE Espen

S1 19 DENG Kissinger		
18 HAMAR Kjell Christian		
S2 3 PEDERSEN Rolf Einar	S3 16 NORDSTOGA Knut Andre +A	
S5 17 SOLBERG Loyd R +C	S4 12 BOGLE Magnus	S6 20 HAMRE Martin
23 KLAKEGG Jan Roger		24 AVDAL Thommas
22 BAKKE Audun	71 OISETH Ola	9 VAERNES Morten +A
15 SORHEIM Emil	10 RIVERA Tor Joakim	29 SCHROEDER Lena

Team: SWE - Sweden (yellow)

Head Coach: VIKSTROEM Erik

S1 5 NILSSON Ulf		
84 NEJMAN Andreas		
S2 3 INGVARSSON Niklas	S3 6 NILSSON Peter +A	
S4 8 KASPERI Per	S6 93 GYLLSTEN Maximilian	S5 18 OJALA Peter +C
21 HOLM Marcus		
10 MENG Robin	15 HEDBERG Christian +A	20 RAKOS Niklas
7 KARLSSON Goran		17 CEDERSTAM Daniel

Legend:			
Sn	Starting position	+A	Assistant captain
		+C	Captain



Game Summary

경기 요약

NOR - SWE 3 - 1 (1 - 0, 1 - 0, 1 - 1)

Spectators	Referee	Linesmen
6059	YAMAGUCHI Sotaro (JPN)	CHAE Young-Jin (KOR) , VANEK Jan (CZE)

Team Statistics

Period	Score	SVS	SOG	PIM	TPP	PPG	SHG
1	1 : 0	3 : 6	7 : 3	2 : 14	04:00 : 02:00	0 : 0	0 : 0
2	1 : 0	1 : 2	3 : 1	0 : 2	01:06 : 00:00	1 : 0	0 : 0
3	1 : 1	5 : 8	9 : 6	2 : 0	00:00 : 02:00	0 : 0	0 : 0
Total	3 : 1	9 : 16	19 : 10	4 : 16	05:06 : 04:00	1 : 0	0 : 0

1st Period

Action	Time	ET/Res	Team	Type	No.	Name	(G) Name of Assistant(s) / Action Description
GK	00:00		NOR		19	DENG K	- Goalkeeper in
GK	00:00		SWE		5	NILSSON U	- Goalkeeper in
Penalty	02:37	04:37	NOR	2 min.	9	VAERNES M	- Elbowing
Penalty	05:06	07:06	SWE	2 min.	21	HOLM M	- Roughing
Penalty	10:42	12:42	SWE	2 min.	8	KASPERI P	- Checking to the Head and Neck Area / Served by: 17 CEDERSTAM D
Penalty	10:42	22:42	SWE	10 min.	8	KASPERI P	- Misconduct
Goal	13:07	1 : 0	NOR	EQ	16	NORDSTOGA KA	(1) 12 BOGLE M On Ice NOR 19 9 12 16 17 20 SWE 5 3 15 17 20 21

2nd Period

Action	Time	ET/Res	Team	Type	No.	Name	(G) Name of Assistant(s) / Action Description
Penalty	23:54	25:00	SWE	2 min.	15	HEDBERG C	- Interference
Goal	25:00	2 : 0	NOR	PP1	12	BOGLE M	(1) 20 HAMRE M On Ice NOR 19 9 12 16 17 20 * 17 SOLBERG LR SWE 5 3 6 8 93

3rd Period

Action	Time	ET/Res	Team	Type	No.	Name	(G) Name of Assistant(s) / Action Description
Goal	31:35	2 : 1	SWE	EQ	93	GILLSTEN M	(1) 8 KASPERI P On Ice NOR 19 3 10 15 16 29 6 NILSSON P SWE 5 3 6 8 10 93
Penalty	38:28	40:28	NOR	2 min.	20	HAMRE M	- Elbowing
Time-out	38:28		SWE				
GK	42:56		SWE				5 NILSSON U - Goalkeeper out
Goal	43:45	3 : 1	NOR	EQ	12	BOGLE M	(2) 9 VAERNES M On Ice NOR 19 9 12 16 22 23 SWE 3 6 8 10 15 21
GK	43:45		SWE		5	NILSSON U	- Goalkeeper in
GK	45:00		NOR				19 DENG K - Goalkeeper out
GK	45:00		SWE				5 NILSSON U - Goalkeeper out

Goalkeeper Records

Team : NOR - Norway

No.	Name	SOG	SVS	MIP
19	DENG Kissinger	10	9	45:00
18	HAMAR Kjell Christian			

Team : SWE - Sweden

No.	Name	SOG	SVS	MIP
5	NILSSON Ulf	18	16	44:11
84	NEJMAN Andreas			

Game Statistics

Team : NOR (red)

Head Coach : HEGDE Espen		Shots on Goal										Time on Ice												
No.	Pos.	Name	Gen	G	A	P	PIM	FO+	FO-	FO+/-	FO%	1	2	3	OT	TS	+/-	1	2	3	OT	TOT	SHF	AVG
3	D	PEDERSEN Rolf Einar	M	0	0	0	0	0	0	0	0.00	0	0	0	0	0	-1	9:09	9:49	8:23		27:21	15	1:49
12	F	BOGLE Magnus	M	2	1	3	0	11	7	4	61.11	0	1	3	4	4	+2	5:29	6:30	7:18		19:17	15	1:17
16	D	NORDSTOGA Knut Andre +A	M	1	0	1	0	0	0	0	0.00	1	0	0	1	1	+1	8:57	8:27	8:51		26:15	16	1:38
17	F	SOLBERG Loyd R +C	M	0	1	1	0	0	0	0	0.00	2	0	0	2	2	+1	6:35	7:36	6:48		20:59	13	1:36
20	F	HAMRE Martin	M	0	1	1	2	0	0	0	0.00	1	0	0	1	1	+1	7:50	7:25	7:14		22:29	15	1:29



Head Coach : HEGDE Espen		Shots on Goal										Time on Ice													
No.	Pos.	Name	Gen	G	A	P	PIM	FO+	FO-	FO+/-	FO%	1	2	3	OT	TS	+/-	1	2	3	OT	TOT	SHF	AVG	
9	F	VAERNES Morten +A	M	0	1	1	2	2	0	2	100.00	1	0	3		4	+2	8:09	4:19	4:45		17:13	13	1:19	
22	F	BAKKE Audun	M	0	0	0	0	0	0	0	0.00	1	2	0		3	+1	4:46	3:55	7:12		15:53	11	1:26	
23	D	KLAKEGG Jan Roger	M	0	0	0	0	0	0	0	0.00	0	0	2		2	+1	6:55	6:33	7:52		21:20	14	1:31	
24	D	AVDAL Thommas	M	0	0	0	0	0	0	0	0.00	0	0	0		0	0	3:57	4:49	4:52		13:38	12	1:08	
71	F	OISETH Ola	M	0	0	0	0	2	7	-5	22.22	0	0	1		1	0	4:02	5:35	6:42		16:19	13	1:15	
10	F	RIVERA Tor Joakim	M	0	0	0	0	1	6	-5	14.29	0	0	0		0	-1	1:15	2:55	0:58		5:08	5	1:01	
15	F	SORHEIM Emil	M	0	0	0	0	0	0	0	0.00	1	0	0		1	-1	4:41	4:10	0:58		9:49	9	1:05	
29	F	SCHROEDER Lena	F	0	0	0	0	0	0	0	0.00	0	0	0		0	-1	1:15	3:00	0:58		5:13	5	1:02	
18	GK	HAMAR Kjell Christian	M	0	0	0	0					0	0	0		0									
19	GK	DENG Kissinger	M	0	0	0	0					0	0	0		0									
Total				3	4	7	4	16	20	-4	44.44	7	3	9		19									

Team : SWE (yellow)

Head Coach : VIKSTROEM Erik		Shots on Goal										Time on Ice													
No.	Pos.	Name	Gen	G	A	P	PIM	FO+	FO-	FO+/-	FO%	1	2	3	OT	TS	+/-	1	2	3	OT	TOT	SHF	AVG	
3	D	INGVARSSON Niklas	M	0	0	0	0	6	1	5	85.71	2	0	2		4	-1	13:48	15:00	15:00		43:48	4	10:57	
6	D	NILSSON Peter +A	M	0	1	1	0	0	0	0	0.00	0	1	1		2	0	10:20	12:45	8:28		31:33	12	2:37	
8	F	KASPERI Per	M	0	1	1	12	0	1	-1	0.00	0	0	1		1	0	5:19	6:06	13:42		25:07	7	3:35	
18	F	OJALA Peter +C	M	0	0	0	0	0	0	0	0.00	0	0	0		0	0	5:40	0:00	0:00		5:40	4	1:25	
93	F	GYLLSTEN Maximilian	M	1	0	1	0	7	6	1	53.85	1	0	1		2	+1	6:19	7:48	6:58		21:05	20	1:03	
10	F	MENG Robin	M	0	0	0	0	1	0	1	100.00	0	0	1		1	0	5:12	6:40	10:21		22:13	13	1:42	
15	F	HEDBERG Christian +A	M	0	0	0	2	1	3	-2	25.00	0	0	0		0	-2	7:34	6:41	8:04		22:19	16	1:23	
20	F	RAKOS Niklas	M	0	0	0	0	5	4	1	55.56	0	0	0		0	-1	6:22	8:17	5:56		20:35	12	1:42	
21	D	HOLM Marcus	M	0	0	0	2	0	1	-1	0.00	0	0	0		0	-2	8:44	7:20	7:42		23:46	13	1:49	
7	F	KARLSSON Goran	M	0	0	0	0	0	0	0	0.00	0	0	0		0	0	0:00	0:51	0:00		0:51	1	0:51	
17	F	CEDERSTAM Daniel	M	0	0	0	0	0	0	0	0.00	0	0	0		0	-1	1:33	2:28	0:00		4:01	4	1:00	
5	GK	NILSSON Ulf	M	0	0	0	0					0	0	0		0									
84	GK	NEJMAN Andreas	M	0	0	0	0					0	0	0		0									
Total				1	2	3	16	20	16	4	55.56	3	1	6		10									

Group A

R	Team	GP	W	OTW	OTL	L	GDF	GF : GA	PTS
1	CAN	3	3	0	0	0	+35	35 : 0	9
2	ITA	3	1	1	0	1	-7	5 : 12	5
3	NOR	3	1	0	1	1	-7	5 : 12	4
4	SWE	3	0	0	0	3	-21	1 : 22	0

	CAN	ITA	NOR	SWE
CAN	*****	10:0	8:0	17:0
ITA	0:10	*****	3:2	2:0
NOR	0:8	2:3	*****	3:1
SWE	0:17	0:2	1:3	*****

Legend:

(G) Goals in tournament	* does not count for Plus/minus	+/- Plus/minus net	+A Assistant captain
+C Captain	A Assists	AVG Average time on ice / shift	D Defence
ENG Empty net goal	EQ Equal strength	ET/Res Penalty end time/Result of game	F Female / Forward
FO- Face-offs lost	FO% Face-offs won as percentage	FO+ Face-offs won	FO+/- Face-offs net
G Goals	GA Goals against	GDF Goal difference	Gen Gender
GF Goals for	GK Goalkeeper	GP Games played	L Losses
M Male	MIP Minutes in play (GK)	No. Jersey number	OT Overtime
OTL Overtime losses	OTW Overtime wins	P Points	PIM Penalties in minutes
Pos. Position	PP1 Power play - 1 player	PPG Power play goals	PTS Points
R Rank	SHF Number of shifts	SHG Shorthanded goals	SOG Shots on goal
SVS Saves	TOT Total	TPP Time on power play	TS Total shots
W Wins			



Shot Chart

슛 차트

NOR - SWE

Shots by NOR

Goals (o): 1 SSG (+): 6
 SSP (<): 0 SPG (-): 2



GK 5 of SWE

Shots by SWE


Goals (o): 0 SSG (+): 1
 SSP (<): 0 SPG (-): 0



GK 19 of NOR

Shots by NOR

Goals (o): 1 SSG (+): 8
 SSP (<): 0 SPG (-): 3



GK 5 of SWE



ENG

Shots by SWE

Goals (o): 0 SSG (+): 3
 SSP (>): 0 SPG (-): 1



GK 19 of NOR

Shots by NOR


Goals (o): 1 SSG (+): 2
 SSP (>): 0 SPG (-): 1



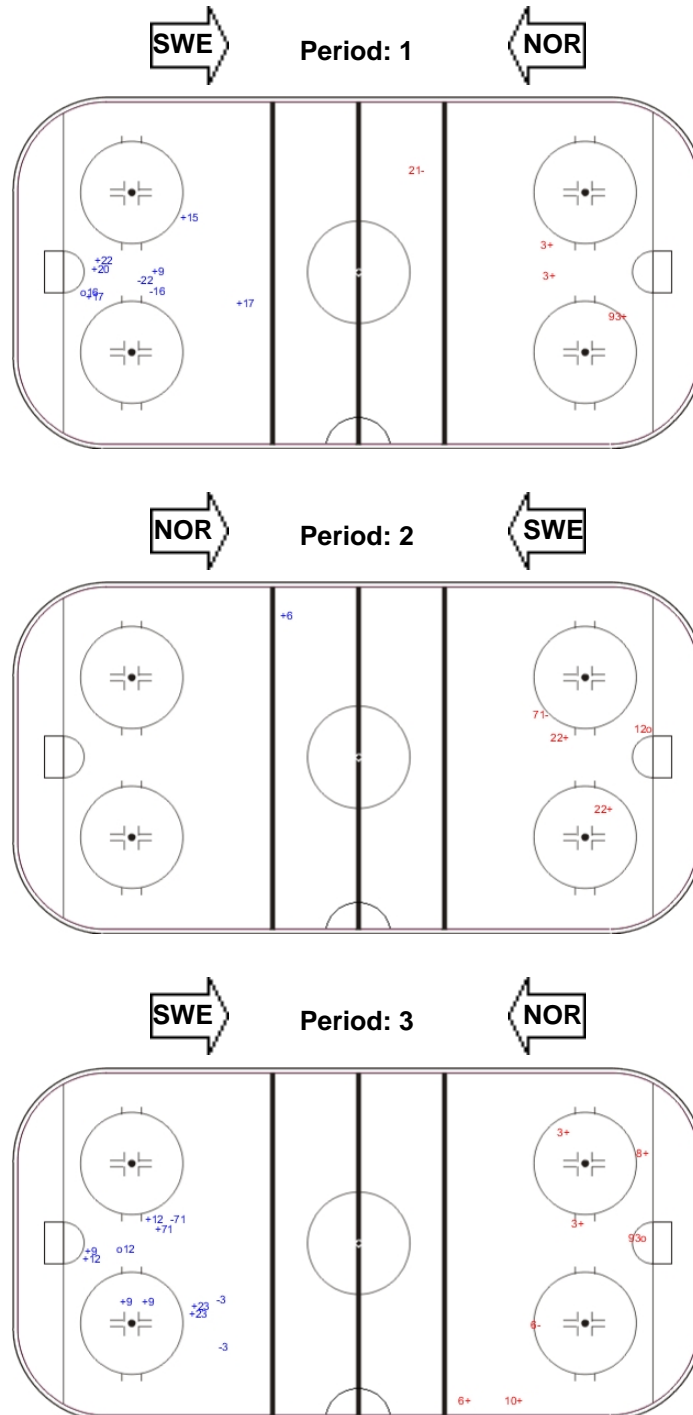
GK 5 of SWE

Shots by SWE

Goals (o): 1 SSG (+): 5
 SSP (>): 0 SPG (-): 1



GK 19 of NOR



Legend:

ENG Empty net goal **GK** Goalkeeper **SPG** Shots past goal **SSG** Shots saved by goalkeeper **SSP** Shots saved by player



Face-off Chart

페이스오프 차트

NOR - SWE

PERIOD 1

	NOR		SWE		Neutral zone		NOR		SWE		Total wins all zones				
	Def. zone	Att. zone	Def. zone	Att. zone	Att. zone	Def. zone	Att. zone	Def. zone							
	- 10	+ 10	- 12	+ 93	+ 12	- 15	+ 12	- 15			<table border="1"> <thead> <tr> <th>NOR</th> <th>SWE</th> </tr> </thead> <tbody> <tr> <td>6 / 75%</td> <td>2 / 25%</td> </tr> </tbody> </table>	NOR	SWE	6 / 75%	2 / 25%
NOR	SWE														
6 / 75%	2 / 25%														
	+ 9	- 93	+ 12	- 21	+ 71	- 93	+ 12	- 15							
Total wins / period	1 / 50%	1 / 50%	2 / 67%	1 / 33%	3 / 100%	0 / 0%									

PERIOD 2

	NOR		SWE		Neutral zone		NOR		SWE		Total wins all zones				
	Def. zone	Att. zone	Def. zone	Att. zone	Att. zone	Def. zone	Att. zone	Def. zone							
	+ 12	- 20	+ 12	- 93	- 71	+ 93	- 71	+ 93			<table border="1"> <thead> <tr> <th>NOR</th> <th>SWE</th> </tr> </thead> <tbody> <tr> <td>3 / 30%</td> <td>7 / 70%</td> </tr> </tbody> </table>	NOR	SWE	3 / 30%	7 / 70%
NOR	SWE														
3 / 30%	7 / 70%														
	- 12	+ 20	- 71	+ 93	- 10	+ 20	- 71	+ 3							
Total wins / period	1 / 50%	1 / 50%	1 / 33%	2 / 67%	1 / 20%	4 / 80%									

PERIOD 3

	NOR		SWE		Neutral zone		NOR		SWE		Total wins all zones				
	Def. zone	Att. zone	Def. zone	Att. zone	Att. zone	Def. zone	Att. zone	Def. zone							
	- 10	+ 93	- 71	+ 93	- 10	+ 20	- 10	+ 20			<table border="1"> <thead> <tr> <th>NOR</th> <th>SWE</th> </tr> </thead> <tbody> <tr> <td>7 / 39%</td> <td>11 / 61%</td> </tr> </tbody> </table>	NOR	SWE	7 / 39%	11 / 61%
NOR	SWE														
7 / 39%	11 / 61%														
	- 71	+ 3	- 12	+ 20	+ 9	- 15	+ 9	- 15							
	- 12	+ 3	+ 12	- 20	+ 12	- 20	+ 12	- 20							
	- 71	+ 3	- 12	+ 20	+ 12	- 93	+ 12	- 93							
	- 71	+ 3			+ 71	- 93	+ 71	- 93							
	- 12	+ 3			+ 12	- 20	+ 12	- 20							
	+ 12	- 8			- 12	+ 15	- 12	+ 15							
Total wins / period	1 / 14%	6 / 86%	1 / 25%	3 / 75%	5 / 71%	2 / 29%									

TOTAL

	NOR		SWE		Neutral zone		NOR		SWE		Total wins all zones
	Def. zone	Att. zone	Def. zone	Att. zone	Att. zone	Def. zone	Att. zone	Def. zone			
Total wins / game	3 / 27%	8 / 73%	4 / 40%	6 / 60%	9 / 60%	6 / 40%					



HEAD TO HEAD

		SWE											
No.		3	8	10	15	20	21	93	Tot	wins NOR	Dz	Nz	Az
NOR	9				1 - 0			1 - 0	2	2 100%	1 100%		1 100%
	10			0 - 1		0 - 2		1 - 3	7	1 14%	0 0%	1 50%	0 0%
	12	1 - 2	1 - 0		2 - 1	4 - 3	1 - 0	2 - 1	18	11 61%	2 40%	3 50%	6 86%
	71	0 - 4						2 - 3	9	2 22%	0 0%	0 0%	2 50%
	Tot	7	1	1	4	9	1	13	36	16 44%	3 27%	4 40%	9 60%
wins SWE		6 86%	0 0%	1 100%	1 25%	5 56%	0 0%	7 54%	20 56%				
Dz		1 50%			1 25%	2 50%		2 40%	6 40%				
Nz						2 67%	0 0%	4 67%	6 60%				
Az		5 100%	0 0%	1 100%		1 50%		1 50%	8 73%				

Legend:

Az Attacking zone **Dz** Defending zone **No.** Jersey number **Nz** Neutral zone **Tot** Total face-offs played



Line-ups

라인업

CZE - JPN

Referee

MORRISON Johnathan (USA)

Linesmen

HAN Youl (KOR) , LUNDEN Andreas (SWE)

Goalkeepers

Team: CZE

No.	Name	Gen
6	VAPENKA Michal	M
1	KUDELA Martin	M

Team: JPN

No.	Name	Gen
21	FUKUSHIMA Shinobu	M
30	MOCHIZUKI Kazuya	M

Team Line-ups

Team: CZE (white)

No.	Pos.	Name	Gen
29	D	KUBES Pavel +A	M
67	D	DOLEZAL Pavel	M
7	F	MOTYCKA David	M
74	F	GEIER Michal +A	M
82	F	HABL Zdenek	M
65	D	HRBEK Miroslav	M
75	D	RAUL Jiri	M
24	F	SAFRANEK Zdenek +C	M
77	F	PALAT David	M
96	F	KRUPICKA Zdenek	M
11	D	WAGNER Karel	M
15	F	NOVAK Martin	M
26	F	KLIMA Zdenek	M

Head Coach: BRIZA Jiri

Team: JPN (black)

No.	Pos.	Name	Gen
25	D	MISAWA Eiji	M
32	D	UEHARA Daisuke	M
7	F	HORIE Wataru	M
55	F	TAKAHASHI Kazuhiro +A	M
96	F	KUMAGAI Masaharu +A	M
18	D	NAKAMURA Toshiyuki	M
24	D	SUDO Satoru +C	M
13	F	YOSHIKAWA Mamoru	M
27	F	ANNAKA Mikio	M
70	F	KODAMA Nao	M
33	D	ISHII Hideaki	M
16	F	SHIBA Taimei	M
40	F	SHIOYA Yoshihiro	M

Head Coach: NAKAKITA Kojin

NOT DRESSED:

36	F	HIROSE Susumu	M
79	F	NAGUMO Keisuke	M

Legend:

D	Defence	F	Forward	Gen	Gender	M	Male
No.	Jersey number	Pos.	Position	+A	Assistant captain	+C	Captain



Graphical Line-ups

그래픽 라인업

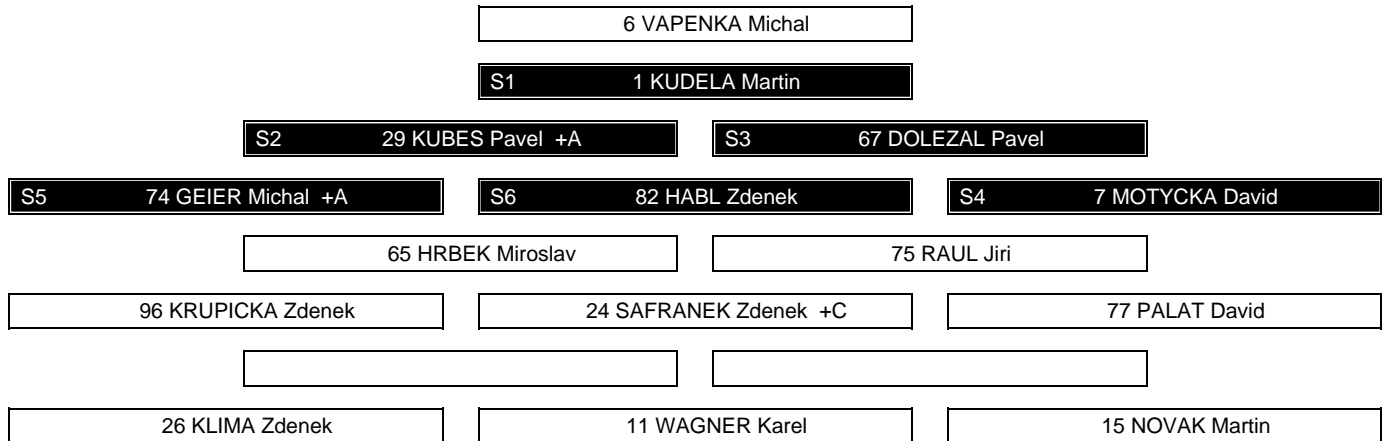
CZE - JPN

Referee
 MORRISON Johnathan (USA)

Linesmen
 HAN Youl (KOR) , LUNDEN Andreas (SWE)

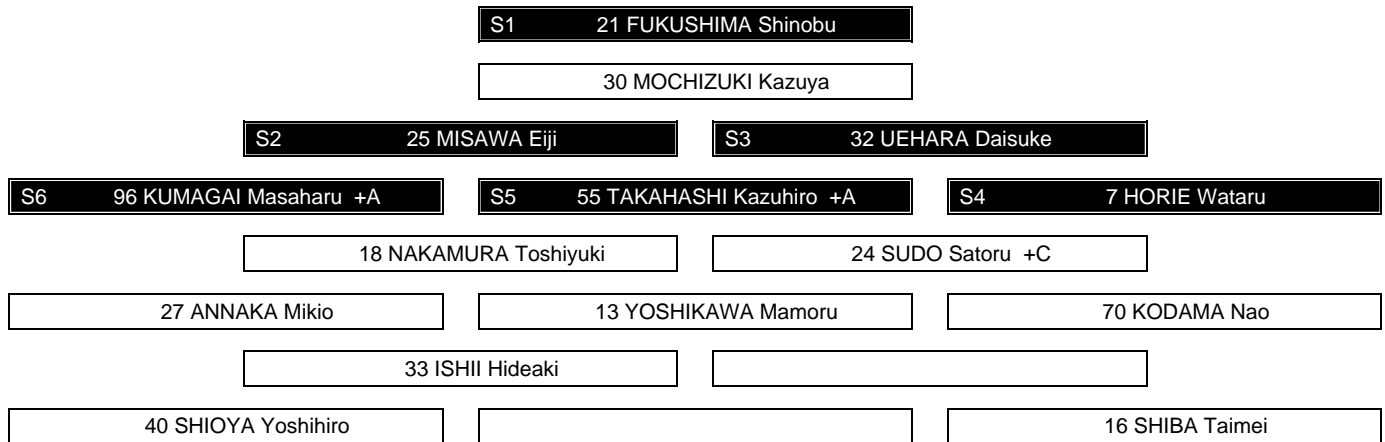
Team: CZE - Czech Republic (white)

Head Coach: BRIZA Jiri



Team: JPN - Japan (black)

Head Coach: NAKAKITA Kojin



Legend:			
Sn	Starting position	+A	Assistant captain
		+C	Captain



Game Summary

경기 요약

CZE - JPN 3 - 0 (0 - 0 , 1 - 0 , 2 - 0)

Spectators	Referee	Linesmen
4569	MORRISON Johnathan (USA)	HAN Youl (KOR) , LUNDEN Andreas (SWE)

Team Statistics

Period	Score	SVS	SOG	PIM	TPP	PPG	SHG
1	0 : 0	2 : 2	2 : 2	2 : 2	02:00 : 02:00	0 : 0	0 : 0
2	1 : 0	0 : 2	3 : 0	2 : 2	02:00 : 01:43	0 : 0	0 : 0
3	2 : 0	3 : 4	6 : 3	0 : 0	00:00 : 00:17	0 : 0	0 : 0
Total	3 : 0	5 : 8	11 : 5	4 : 4	04:00 : 04:00	0 : 0	0 : 0

1st Period

Action	Time	ET/Res	Team	Type	No.	Name	(G) Name of Assistant(s) / Action Description
GK	00:00		CZE		6	VAPENKA M	- Goalkeeper in
GK	00:00		JPN		21	FUKUSHIMA S	- Goalkeeper in
Penalty	05:41	07:41	JPN	2 min.	7	HORIE W	- Interference
Penalty	10:55	12:55	CZE	2 min.	15	NOVAK M	- Interference

2nd Period

Action	Time	ET/Res	Team	Type	No.	Name	(G) Name of Assistant(s) / Action Description
Penalty	25:22	27:22	JPN	2 min.	32	UEHARA D	- Hooking
Goal	27:26	1 : 0	CZE	EQ	29	KUBES P	(1) 82 HABL Z On Ice CZE 6 7 29 67 74 82 JPN 21 24 25 32 55 96
Penalty	28:17	30:17	CZE	2 min.	65	HRBEK M	- Interference

3rd Period

Action	Time	ET/Res	Team	Type	No.	Name	(G) Name of Assistant(s) / Action Description
Goal	33:11	2 : 0	CZE	EQ	24	SAFRANEK Z	(1) 65 HRBEK M On Ice CZE 6 7 24 29 65 96 96 KRUPICKA Z JPN 21 13 24 32 55 96
Time-out	43:07		JPN				
GK	43:07		JPN				21 FUKUSHIMA S - Goalkeeper out
Goal	44:42	3 : 0	CZE	EQ	29	KUBES P	(2) On Ice CZE 6 7 29 67 82 96 JPN 7 24 25 32 55 96
GK	44:42		JPN		21	FUKUSHIMA S	- Goalkeeper in
GK	45:00		CZE				6 VAPENKA M - Goalkeeper out
GK	45:00		JPN				21 FUKUSHIMA S - Goalkeeper out

Goalkeeper Records

Team : CZE - Czech Republic

No.	Name	SOG	SVS	MIP
6	VAPENKA Michal	5	5	45:00
1	KUDELA Martin			

Team : JPN - Japan

No.	Name	SOG	SVS	MIP
21	FUKUSHIMA Shinobu	10	8	43:25
30	MOCHIZUKI Kazuya			

Game Statistics

Team : CZE (white)																								
Head Coach : BRIZA Jiri										Shots on Goal					Time on Ice									
No.	Pos.	Name	Gen	G	A	P	PIM	FO+	FO-	FO+/-	FO%	1	2	3	OT	TS	+/-	1	2	3	OT	TOT	SHF	AVG
7	F	MOTYCKA David	M	0	0	0	0	0	0	0	0.00	0	0	0	0	0	+3	6:02	4:30	8:29		19:01	16	1:11
29	D	KUBES Pavel +A	M	2	0	2	0	0	0	0	0.00	0	2	5	7	+3	9:57	7:29	9:11		26:37	19	1:24	
67	D	DOLEZAL Pavel	M	0	0	0	0	0	0	0	0.00	0	0	0	0	+2	6:49	5:43	9:50		22:22	19	1:10	
74	F	GEIER Michal +A	M	0	0	0	0	0	1	-1	0.00	1	0	0	1	+1	7:11	4:17	9:04		20:32	19	1:04	
82	F	HABL Zdenek	M	0	1	1	0	14	10	4	58.33	0	0	0	0	+2	7:25	4:44	9:10		21:19	19	1:07	
24	F	SAFRANEK Zdenek +C	M	1	0	1	0	5	6	-1	45.45	0	0	1	1	+1	5:55	6:35	5:49		18:19	18	1:01	
65	D	HRBEK Miroslav	M	0	1	1	2	0	0	0	0.00	0	0	0	0	+1	8:10	8:31	5:53		22:34	18	1:15	
75	D	RAUL Jiri	M	0	0	0	0	0	0	0	0.00	1	0	0	1	0	5:02	7:30	5:12		17:44	17	1:02	
77	F	PALAT David	M	0	0	0	0	0	0	0	0.00	0	0	0	0	0	4:24	5:58	6:06		16:28	16	1:01	
96	F	KRUPICKA Zdenek	M	0	1	1	0	1	0	1	100.00	0	0	0	0	+2	5:58	8:05	5:55		19:58	18	1:06	



Head Coach : BRIZA Jiri											Shots on Goal					Time on Ice								
No.	Pos.	Name	Gen	G	A	P	PIM	FO+	FO-	FO+/-	FO%	1	2	3	OT	TS	+/-	1	2	3	OT	TOT	SHF	AVG
11	D	WAGNER Karel	M	0	0	0	0	1	1	0	50.00	0	1	0	1	0	0	1:39	3:39	0:00		5:18	6	0:53
15	F	NOVAK Martin	M	0	0	0	2	0	0	0	0.00	0	0	0	0	0	0	2:30	3:10	0:00		5:40	8	0:42
26	F	KLIMA Zdenek	M	0	0	0	0	0	0	0	0.00	0	0	0	0	0	0	1:49	3:03	0:00		4:52	7	0:41
1	GK	KUDELA Martin	M	0	0	0	0					0	0	0	0	0								
6	GK	VAPENKA Michal	M	0	0	0	0					0	0	0	0	0								
Total				3	3	6	4	21	18	3	53.85	2	3	6	11									

Team : JPN (black)																									
Head Coach : NAKAKITA Kojin											Shots on Goal					Time on Ice									
No.	Pos.	Name	Gen	G	A	P	PIM	FO+	FO-	FO+/-	FO%	1	2	3	OT	TS	+/-	1	2	3	OT	TOT	SHF	AVG	
7	F	HORIE Wataru	M	0	0	0	2	0	1	-1	0.00	1	0	1	2	0	-1	9:13	8:49	9:05		27:07	10	2:42	
25	D	MISAWA Eiji	M	0	0	0	0	0	0	0	0.00	0	0	0	0	0	-2	9:38	9:26	6:46		25:50	10	2:35	
32	D	UEHARA Daisuke	M	0	0	0	2	0	1	-1	0.00	0	0	0	0	0	-3	10:37	10:00	9:49		30:26	12	2:32	
55	F	TAKAHASHI Kazuhiro +A	M	0	0	0	0	13	10	3	56.52	0	0	0	0	0	-3	10:01	8:05	10:09		28:15	12	2:21	
96	F	KUMAGAI Masaharu +A	M	0	0	0	0	0	0	0	0.00	1	0	1	2	0	-3	10:01	9:03	8:45		27:49	12	2:19	
13	F	YOSHIKAWA Mamoru	M	0	0	0	0	4	7	-3	36.36	0	0	0	0	0	-1	5:27	7:38	5:54		18:59	12	1:34	
18	D	NAKAMURA Toshiyuki	M	0	0	0	0	0	0	0	0.00	0	0	0	0	0	0	2:26	1:42	0:00		4:08	3	1:22	
24	D	SUDO Satoru +C	M	0	0	0	0	0	0	0	0.00	0	0	0	0	0	-3	8:59	7:40	12:19		28:58	12	2:24	
27	F	ANNAKA Mikio	M	0	0	0	0	1	0	1	100.00	0	0	0	0	0	0	3:14	5:56	5:11		14:21	9	1:35	
70	F	KODAMA Nao	M	0	0	0	0	0	1	-1	0.00	0	0	1	1	0	0	3:14	3:22	4:56		11:32	8	1:26	
16	F	SHIBA Taimei	M	0	0	0	0	0	1	-1	0.00	0	0	0	0	0	0	0:00	0:00	1:36		1:36	2	0:48	
33	D	ISHII Hideaki	M	0	0	0	0	0	0	0	0.00	0	0	0	0	0	0	0:00	1:15	1:45		3:00	3	1:00	
40	F	SHIOYA Yoshihiro	M	0	0	0	0	0	0	0	0.00	0	0	0	0	0	0	0:00	0:00	0:20		0:20	1	0:20	
21	GK	FUKUSHIMA Shinobu	M	0	0	0	0					0	0	0	0	0									
30	GK	MOCHIZUKI Kazuya	M	0	0	0	0					0	0	0	0	0									
Total				0	0	0	4	18	21	-3	46.15	2	0	3	5										

Group B

R	Team	GP	W	OTW	OTL	L	GDF	GF:GA	PTS
1	USA	3	3	0	0	0	+28	28 : 0	9
2	KOR	3	1	1	0	1	-4	7 : 11	5
3	CZE	3	1	0	1	1	-8	5 : 13	4
4	JPN	3	0	0	0	3	-16	1 : 17	0

	CZE	JPN	KOR	USA
CZE	*****	3:0	2:3	0:10
JPN	0:3	*****	1:4	0:10
KOR	3:2	4:1	*****	0:8
USA	10:0	10:0	8:0	*****

Legend:			
(G) Goals in tournament	+/- Plus/minus net	+A Assistant captain	+C Captain
A Assists	AVG Average time on ice / shift	D Defence	ENG Empty net goal
EQ Equal strength	ET/Res Penalty end time/Result of game	F Forward	FO- Face-offs lost
FO% Face-offs won as percentage	FO+ Face-offs won	FO+/- Face-offs net	G Goals
GA Goals against	GDF Goal difference	Gen Gender	GF Goals for
GK Goalkeeper	GP Games played	L Losses	M Male
MIP Minutes in play (GK)	No. Jersey number	OT Overtime	OTL Overtime losses
OTW Overtime wins	P Points	PIM Penalties in minutes	Pos. Position
PPG Power play goals	PTS Points	R Rank	SHF Number of shifts
SHG Shorthanded goals	SOG Shots on goal	SVS Saves	TOT Total
TPP Time on power play	TS Total shots	W Wins	



Shot Chart

 슛 차트

CZE - JPN

Shots by JPN

Goals (o): 0 SSG (+): 2
SSP (<): 0 SPG (-): 1



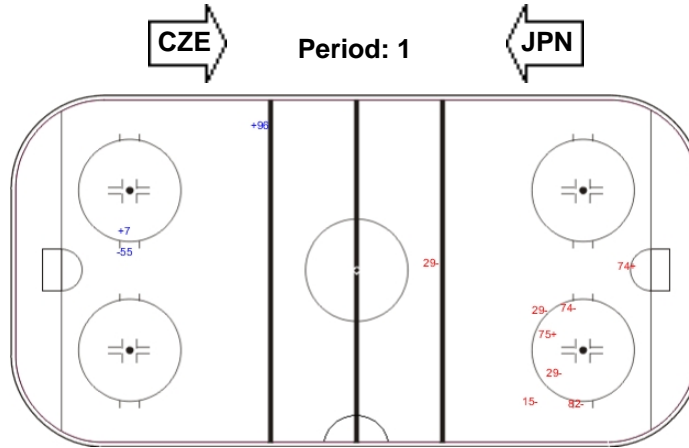
GK 6 of CZE

Shots by CZE

Goals (o): 0 SSG (+): 2
SSP (>): 0 SPG (-): 6




GK 21 of JPN



Shots by CZE

Goals (o): 1 SSG (+): 2
SSP (<): 0 SPG (-): 2



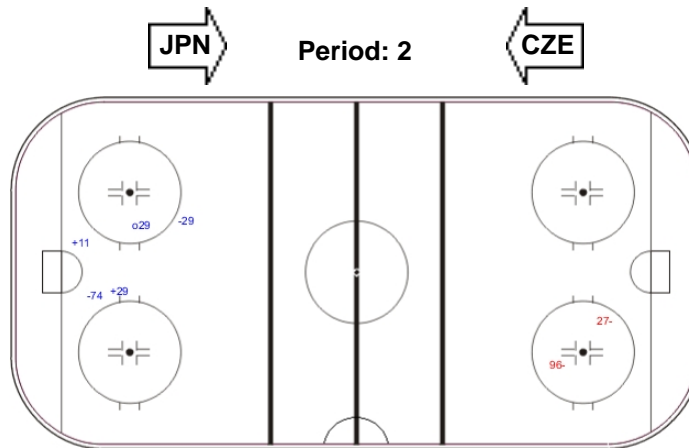
GK 21 of JPN

Shots by JPN

Goals (o): 0 SSG (+): 0
SSP (>): 0 SPG (-): 2




GK 6 of CZE



Shots by JPN

Goals (o): 0 SSG (+): 3
SSP (<): 0 SPG (-): 1



GK 6 of CZE

Shots by CZE

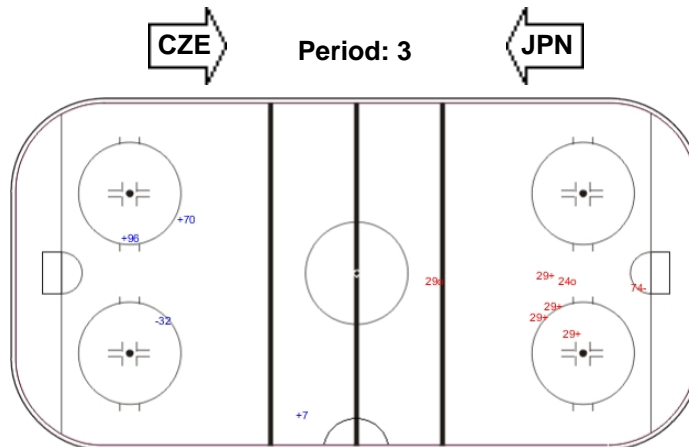
Goals (o): 2 SSG (+): 4
SSP (>): 0 SPG (-): 1



GK 21 of JPN



ENG



Legend:
ENG Empty net goal **GK** Goalkeeper **SPG** Shots past goal **SSG** Shots saved by goalkeeper **SSP** Shots saved by player



Face-off Chart
페이스오프 차트
CZE - JPN

PERIOD 1

	CZE		JPN		Neutral zone		CZE		JPN		Total wins all zones				
	Def. zone	Att. zone	Def. zone	Att. zone	CZE	JPN	Att. zone	Def. zone	Att. zone	Def. zone					
	- 82	+ 55	+ 82	- 55	+ 24	- 7	+ 82	- 13	+ 82	- 55	<table border="1"> <thead> <tr> <th>CZE</th> <th>JPN</th> </tr> </thead> <tbody> <tr> <td>9 / 75%</td> <td>3 / 25%</td> </tr> </tbody> </table>	CZE	JPN	9 / 75%	3 / 25%
CZE	JPN														
9 / 75%	3 / 25%														
				+ 82	- 32	+ 11	- 13	+ 82	- 13	- 24		+ 55			
				+ 82	- 55	+ 82	- 13	- 82	+ 13	+ 82		- 13			
Total wins / period	0 / 0%	1 / 100%	1 / 100%	0 / 0%	8 / 80%	2 / 20%									

PERIOD 2

	CZE		JPN		Neutral zone		CZE		JPN		Total wins all zones				
	Def. zone	Att. zone	Def. zone	Att. zone	CZE	JPN	Att. zone	Def. zone	Att. zone	Def. zone					
	- 82	+ 55	- 82	+ 55	- 24	+ 55	+ 82	- 13	+ 24	- 70	<table border="1"> <thead> <tr> <th>CZE</th> <th>JPN</th> </tr> </thead> <tbody> <tr> <td>6 / 46%</td> <td>7 / 54%</td> </tr> </tbody> </table>	CZE	JPN	6 / 46%	7 / 54%
CZE	JPN														
6 / 46%	7 / 54%														
	+ 82	- 55	- 11	+ 13	+ 82	- 13	+ 24	- 13	- 82	+ 55					
	+ 24	- 55	- 24	+ 13	+ 96	- 55	+ 24	- 13	+ 24	- 13					
									- 82	+ 55					
									+ 24	- 13					
									- 82	+ 55					
Total wins / period	2 / 67%	1 / 33%	1 / 25%	3 / 75%	3 / 50%	3 / 50%									

PERIOD 3

	CZE		JPN		Neutral zone		CZE		JPN		Total wins all zones				
	Def. zone	Att. zone	Def. zone	Att. zone	CZE	JPN	Att. zone	Def. zone	Att. zone	Def. zone					
	- 82	+ 55	- 82	+ 55	+ 82	- 55	+ 82	- 55	+ 82	- 55	<table border="1"> <thead> <tr> <th>CZE</th> <th>JPN</th> </tr> </thead> <tbody> <tr> <td>6 / 43%</td> <td>8 / 57%</td> </tr> </tbody> </table>	CZE	JPN	6 / 43%	8 / 57%
CZE	JPN														
6 / 43%	8 / 57%														
	- 24	+ 27	+ 82	- 55	+ 82	- 13	- 74	+ 55	- 82	+ 13					
	- 24	+ 55	+ 82	- 13	+ 82	- 55									
	- 24	+ 55	+ 82	- 55	+ 24	- 16									
	+ 82	- 55													
	- 82	+ 55													
Total wins / period	1 / 17%	5 / 83%	4 / 80%	1 / 20%	1 / 33%	2 / 67%									

TOTAL

	CZE		JPN		Neutral zone		CZE		JPN		Total wins all zones				
	Def. zone	Att. zone	Def. zone	Att. zone	CZE	JPN	Att. zone	Def. zone	Att. zone	Def. zone					
Total wins / game	3 / 30%	7 / 70%	6 / 60%	4 / 40%	12 / 63%	7 / 37%					<table border="1"> <thead> <tr> <th>CZE</th> <th>JPN</th> </tr> </thead> <tbody> <tr> <td>21 / 54%</td> <td>18 / 46%</td> </tr> </tbody> </table>	CZE	JPN	21 / 54%	18 / 46%
CZE	JPN														
21 / 54%	18 / 46%														



HEAD TO HEAD

		JPN							Tot	wins CZE	Dz	Nz	Az
No.		7	13	16	27	32	55	70					
CZE	11		1 - 1						2	1 50%		0 0%	1 100%
	24	1 - 0	1 - 1	1 - 0	0 - 1		1 - 4	1 - 0	11	5 45%	1 25%	1 50%	3 60%
	74						0 - 1		1	0 0%			0 0%
	82		5 - 2			1 - 0	8 - 8		24	14 58%	2 33%	4 67%	8 67%
	96						1 - 0		1	1 100%		1 100%	
	Tot		1	11	1	1	1	23	1	39	21 54%	3 30%	6 60%
wins JPN		0 0%	4 36%	0 0%	1 100%	0 0%	13 57%	0 0%	18 46%				
Dz		0 0%	2 25%			0 0%	5 63%	0 0%	7 37%				
Nz			2 67%	0 0%			2 33%		4 40%				
Az					1 100%		6 67%		7 70%				

Legend:
Az Attacking zone **Dz** Defending zone **No.** Jersey number **Nz** Neutral zone **Tot** Total face-offs played

Tournament Progress

토너먼트 진행상황

As of SUN 18 MAR 2018

Game Round	Date	Time	Teams	Results	1	2	3	OT	PSS	Venue
13 C5-8	WED 14 MAR	16:00	CZE - SWE	4 - 3	1 - 2	0 - 1	2 - 0	0 - 0	1 - 0	Gangneung Hockey Centre
14 C5-8	WED 14 MAR	20:00	NOR - JPN	6 - 1	2 - 0	3 - 1	1 - 0			Gangneung Hockey Centre
15 SF	THU 15 MAR	12:00	CAN - KOR	7 - 0	4 - 0	1 - 0	2 - 0			Gangneung Hockey Centre
16 SF	THU 15 MAR	20:00	USA - ITA	10 - 1	5 - 0	3 - 0	2 - 1			Gangneung Hockey Centre
17 C7-8	FRI 16 MAR	16:00	JPN - SWE	1 - 5	0 - 1	1 - 2	0 - 2			Gangneung Hockey Centre
18 C5-6	FRI 16 MAR	20:00	NOR - CZE	5 - 2	2 - 1	1 - 0	2 - 1			Gangneung Hockey Centre
19 BMG	SAT 17 MAR	12:00	KOR - ITA	1 - 0	0 - 0	0 - 0	1 - 0			Gangneung Hockey Centre
20 GMG	SUN 18 MAR	12:00	CAN - USA	1 - 2	1 - 0	0 - 0	0 - 1	0 - 1		Gangneung Hockey Centre

Semifinals

Finals

CAN	7	Game #15 MAR 15 12:00	KOR	0
KOR	0			
USA	10	Game #16 MAR 15 20:00	ITA	1
ITA	1			
CAN	1	Game #20 MAR 18 12:00 Gold Medal Game	USA	2
USA	2			
KOR	1	Game #19 MAR 17 12:00 Bronze Medal Game	ITA	0
ITA	0			

Classification Games

CZE	4	Game #13 MAR 14 16:00	SWE	3
SWE	3			
NOR	6	Game #14 MAR 14 20:00	JPN	1
JPN	1			
CZE	2	Game #18 MAR 16 20:00	NOR	5
NOR	5			
JPN	1	Game #17 MAR 16 16:00	SWE	5
SWE	5			

Final Ranking

- Gold United States
- Silver Canada
- Bronze Republic of Korea
- 4 Italy
- 5 Norway
- 6 Czech Republic
- 7 Sweden
- 8 Japan

Legend:

1	1st period	2	2nd period	3	3rd period	BMG	Bronze Medal Game
Cx-y	Classification Game	GMG	Gold Medal Game	OT	Overtime	PSS	Penalty shot shootout
SF	Semifinals						



Line-ups

라인업

CZE - SWE

Referee

LUTHCKE Owe (NOR)

Goalkeepers

Team: CZE

No.	Name	Gen
6	VAPENKA Michal	M
1	KUDELA Martin	M

Team Line-ups

Team: CZE (white)

No.	Pos.	Name	Gen
29	D	KUBES Pavel +A	M
67	D	DOLEZAL Pavel	M
7	F	MOTYCKA David	M
74	F	GEIER Michal +A	M
82	F	HABL Zdenek	M
65	D	HRBEK Miroslav	M
75	D	RAUL Jiri	M
24	F	SAFRANEK Zdenek +C	M
77	F	PALAT David	M
96	F	KRUPICKA Zdenek	M
11	D	WAGNER Karel	M
15	F	NOVAK Martin	M
26	F	KLIMA Zdenek	M

Head Coach: BRIZA Jiri

Linesmen

FERGENBAUM Matthew (CAN) , HAN Youl (KOR)

Team: SWE

No.	Name	Gen
5	NILSSON Ulf	M
84	NEJMAN Andreas	M

Team: SWE (blue)

No.	Pos.	Name	Gen
3	D	INGVARSSON Niklas	M
6	D	NILSSON Peter +A	M
8	F	KASPERI Per	M
10	F	MENG Robin	M
93	F	GYLLSTEN Maximilian	M
21	D	HOLM Marcus	M
15	F	HEDBERG Christian +A	M
18	F	OJALA Peter +C	M
20	F	RAKOS Niklas	M
7	F	KARLSSON Goran	M
17	F	CEDERSTAM Daniel	M

Head Coach: VIKSTROEM Erik

NOT DRESSED:

9	F	MAGNEVILL Martin	M
11	D	LUNDGREN Rasmus	M
14	F	JONSSON Kenth	M
19	D	WISTRAND Anders	M

Legend:

D	Defence	F	Forward	Gen	Gender	M	Male
No.	Jersey number	Pos.	Position	+A	Assistant captain	+C	Captain



Graphical Line-ups

그래픽 라인업

CZE - SWE

Referee

 LUTHCKE Owe (NOR)

Linesmen

 FERGENBAUM Matthew (CAN) , HAN Youl (KOR)

Team: CZE - Czech Republic (white)

Head Coach: BRIZA Jiri

S1 6 VAPENKA Michal		
1 KUDELA Martin		
S2 29 KUBES Pavel +A	S3 67 DOLEZAL Pavel	
S4 7 MOTYCKA David	S6 82 HABL Zdenek	S5 74 GEIER Michal +A
65 HRBEK Miroslav		75 RAUL Jiri
96 KRUPICKA Zdenek	24 SAFRANEK Zdenek +C	77 PALAT David
26 KLIMA Zdenek	11 WAGNER Karel	15 NOVAK Martin

Team: SWE - Sweden (blue)

Head Coach: VIKSTROEM Erik

S1 5 NILSSON Ulf		
84 NEJMAN Andreas		
S2 3 INGVARSSON Niklas	S3 6 NILSSON Peter +A	
S4 8 KASPERI Per	S6 93 GYLLSTEN Maximilian	S5 10 MENG Robin
21 HOLM Marcus		
20 RAKOS Niklas	15 HEDBERG Christian +A	18 OJALA Peter +C
7 KARLSSON Goran		17 CEDERSTAM Daniel

Legend:

Sn Starting position **+A** Assistant captain **+C** Captain



Game Summary

경기 요약

CZE - SWE 4 - 3 (1 - 2, 0 - 1, 2 - 0, 0 - 0, 1 - 0)

Spectators	Referee	Linesmen
6032	LUTHCKE Owe (NOR)	FERGENBAUM Matthew (CAN) , HAN Youl (KOR)

Team Statistics

Period	Score	SVS	SOG	PIM	TPP	PPG	SHG
1	1 : 2	3 : 4	5 : 5	0 : 4	02:58 : 00:00	1 : 0	0 : 0
2	0 : 1	0 : 6	6 : 1	8 : 2	00:07 : 05:37	0 : 0	0 : 0
3	2 : 0	0 : 7	9 : 0	0 : 4	03:26 : 00:23	1 : 0	0 : 0
OT	0 : 0	2 : 4	4 : 2	0 : 0	00:00 : 00:00	0 : 0	0 : 0
PSS	1 : 0	0 : 0	1 : 0	0 : 0	00:00 : 00:00	0 : 0	0 : 0
Total	4 : 3	5 : 21	25 : 8	8 : 10	06:31 : 06:00	2 : 0	0 : 0

1st Period

Action	Time	ET/Res	Team	Type	No.	Name	(G)	Name of Assistant(s) / Action Description
GK	00:00		CZE		6	VAPENKA M		- Goalkeeper in
GK	00:00		SWE		5	NILSSON U		- Goalkeeper in
Penalty	02:55	04:55	SWE	2 min.	93	GYLLSTEN M		- Interference
Goal	06:14	0 : 1	SWE	EQ	3	INGVARSSON N	(1)	On Ice CZE 6 11 15 29 67 77 SWE 5 3 6 8 10 93
Goal	07:10	0 : 2	SWE	EQ	8	KASPERI P	(1)	On Ice CZE 6 24 65 75 77 96 SWE 5 3 6 8 10 93
Penalty	08:01	08:59	SWE	2 min.	3	INGVARSSON N		- Holding an opponent
Goal	08:59	1 : 2	CZE	PP1	96	KRUPICKA Z	(1)	On Ice CZE 6 24 65 75 77 96 * SWE 5 6 8 10 21

2nd Period

Action	Time	ET/Res	Team	Type	No.	Name	(G)	Name of Assistant(s) / Action Description
Goal	16:12	1 : 3	SWE	EQ	3	INGVARSSON N	(2)	93 GYLLSTEN M 8 KASPERI P On Ice CZE 6 24 65 67 74 77 SWE 5 3 6 8 10 93
Penalty	16:37	18:37	CZE	2 min.	75	RAUL J		- Holding an opponent
Penalty	19:02	21:02	SWE	2 min.	3	INGVARSSON N		- Holding an opponent
Penalty	19:09	21:09	CZE	2 min.	77	PALAT D		- Roughing
Penalty	20:45	22:45	CZE	2 min.	74	GEIER M		- Charging
Penalty	28:23	30:23	CZE	2 min.	24	SAFRANEK Z		- Holding an opponent

3rd Period

Action	Time	ET/Res	Team	Type	No.	Name	(G)	Name of Assistant(s) / Action Description
Penalty	32:49	34:47	SWE	2 min.	10	MENG R		- Interference
Penalty	34:15	36:15	SWE	2 min.	3	INGVARSSON N		- Teeing
Goal	34:47	2 : 3	CZE	PP2	82	HABL Z	(1)	29 KUBES P 74 GEIER M On Ice CZE 6 7 29 67 74 82 * SWE 5 6 15 21
Goal	43:25	3 : 3	CZE	EQ	67	DOLEZAL P	(1)	74 GEIER M 29 KUBES P On Ice CZE 6 7 29 67 74 82 SWE 5 3 8 10 20 21
Time-out	43:25		CZE					

Overtime

Action	Time	ET/Res	Team	Type	No.	Name	(G)	Name of Assistant(s) / Action Description
Time-out	52:13		SWE					
GK	55:00		CZE					6 VAPENKA M - Goalkeeper out
GK	55:00		SWE					5 NILSSON U - Goalkeeper out

Penalty Shot Shootout

Action	Time	Result	Team	No.	Name	(G)	Action Description
		1 : 0	CZE	74	GEIER M		- Scored 5 NILSSON U (SWE) - on goal
		0 : 0	SWE	8	KASPERI P		- Saved by goalie 6 VAPENKA M (CZE) - on goal
		1 : 0	CZE	96	KRUPICKA Z		- Scored 5 NILSSON U (SWE) - on goal



Action	Time	Result	Team	No.	Name	(G)	Action Description
		0 : 1	SWE	93	GYLLSTEN M		- Scored 6 VAPENKA M (CZE) - on goal
		0 : 0	CZE	82	HABL Z		- Saved by goalie 5 NILSSON U (SWE) - on goal
		0 : 1	SWE	3	INGVARSSON N		- Scored 6 VAPENKA M (CZE) - on goal
		0 : 0	SWE	3	INGVARSSON N		- Missed (right) 6 VAPENKA M (CZE) - on goal
		1 : 0	CZE	74	GEIER M		- Scored 5 NILSSON U (SWE) - on goal
GWG	55:00	3 : 2	CZE	74	GEIER M	(3)	

Goalkeeper Records

Team : CZE - Czech Republic

No.	Name	SOG	SVS	MIP
6	VAPENKA Michal	8	5	55:00
1	KUDELA Martin			

Team : SWE - Sweden

No.	Name	SOG	SVS	MIP
5	NILSSON Ulf	25	21	55:00
84	NEJMAN Andreas			

Game Statistics

Team : CZE (white)

Head Coach : BRIZA Jiri											Shots on Goal					Time on Ice								
No.	Pos.	Name	Gen	G	A	P	PIM	FO+	FO-	FO+/-	FO%	1	2	3	OT	TS	+/-	1	2	3	OT	TOT	SHF	AVG
7	F	MOTYCKA David	M	0	0	0	0	1	0	1	100.00	2	0	1	0	3	+1	9:01	5:10	9:28	3:27	27:06	22	1:13
29	D	KUBES Pavel +A	M	0	2	2	0	0	0	0	0.00	0	2	3	2	7	0	8:58	8:59	9:59	6:51	34:47	28	1:14
67	D	DOLEZAL Pavel	M	1	0	1	0	0	1	-1	0.00	0	0	1	0	1	-1	8:58	8:55	9:28	7:01	34:22	30	1:08
74	F	GEIER Michal +A	M	1	2	3	2	1	0	1	100.00	1	1	1	1	5	0	7:34	8:34	9:18	5:37	31:03	28	1:06
82	F	HABL Zdenek	M	1	0	1	0	16	16	0	50.00	0	0	2	0	2	+1	8:00	9:29	9:27	6:10	33:06	29	1:08
24	F	SAFRANEK Zdenek +C	M	0	0	0	2	8	11	-3	42.11	0	2	0	0	2	-2	6:13	5:28	5:28	0:00	17:09	20	0:51
65	D	HRBEK Miroslav	M	0	0	0	0	0	0	0	0.00	0	0	0	0	0	-2	5:37	5:31	5:32	2:53	19:33	24	0:48
75	D	RAUL Jiri	M	0	0	0	2	0	0	0	0.00	0	0	0	0	0	-1	6:21	4:44	5:00	3:03	19:08	21	0:54
77	F	PALAT David	M	0	0	0	2	0	0	0	0.00	1	0	0	0	1	-3	5:05	5:13	5:12	0:00	15:30	19	0:48
96	F	KRUPICKA Zdenek	M	1	0	1	0	0	1	-1	0.00	1	1	1	1	4	-1	6:50	5:07	5:39	4:38	22:14	26	0:51
11	D	WAGNER Karel	M	0	0	0	0	0	0	0	0.00	0	0	0	0	0	-1	0:45	0:00	0:00	0:00	0:45	2	0:22
15	F	NOVAK Martin	M	0	0	0	0	0	0	0	0.00	0	0	0	0	0	-1	0:45	0:00	0:00	0:00	0:45	2	0:22
26	F	KLIMA Zdenek	M	0	0	0	0	0	1	-1	0.00	0	0	0	0	0	0	0:51	0:00	0:00	0:00	0:51	1	0:51
1	GK	KUDELA Martin	M	0	0	0	0					0	0	0	0	0								
6	GK	VAPENKA Michal	M	0	0	0	0					0	0	0	0	0								
Total				4	4	8	8	26	30	-4	46.43	5	6	9	4	25								

Team : SWE (blue)

Head Coach : VIKSTROEM Erik											Shots on Goal					Time on Ice								
No.	Pos.	Name	Gen	G	A	P	PIM	FO+	FO-	FO+/-	FO%	1	2	3	OT	TS	+/-	1	2	3	OT	TOT	SHF	AVG
3	D	INGVARSSON Niklas	M	2	0	2	6	4	1	3	80.00	1	1	0	0	2	+2	12:27	13:00	12:59	10:00	48:26	12	4:02
6	D	NILSSON Peter +A	M	0	0	0	0	0	0	0	0.00	1	0	0	0	1	+3	10:30	7:15	10:05	9:07	36:57	16	2:18
8	F	KASPERI Per	M	1	1	2	0	0	1	-1	0.00	3	0	0	2	5	+2	7:40	10:47	12:49	9:24	40:40	18	2:15
10	F	MENG Robin	M	0	0	0	2	0	0	0	0.00	0	0	0	0	0	+2	8:08	7:57	8:07	0:00	24:12	17	1:25
93	F	GYLLSTEN Maximilian	M	0	1	1	2	14	12	2	53.85	0	0	0	0	0	+3	6:20	10:18	7:58	2:06	26:42	19	1:24
15	F	HEDBERG Christian +A	M	0	0	0	0	4	3	1	57.14	0	0	0	0	0	0	6:26	4:54	4:53	1:59	18:12	17	1:04
18	F	OJALA Peter +C	M	0	0	0	0	0	0	0	0.00	0	0	0	0	0	0	4:19	3:31	1:38	0:00	9:28	9	1:03
20	F	RAKOS Niklas	M	0	0	0	0	6	4	2	60.00	0	0	0	0	0	-1	8:29	5:48	5:01	0:00	19:18	12	1:36
21	D	HOLM Marcus	M	0	0	0	0	1	5	-4	16.67	0	0	0	0	0	-1	7:01	9:27	7:27	7:21	31:16	19	1:38
7	F	KARLSSON Goran	M	0	0	0	0	1	0	1	100.00	0	0	0	0	0	0	0:00	0:00	0:00	0:00	0:00	0	0:00
17	F	CEDERSTAM Daniel	M	0	0	0	0	0	0	0	0.00	0	0	0	0	0	0	0:37	0:00	0:00	0:00	0:37	1	0:37
5	GK	NILSSON Ulf	M	0	0	0	0					0	0	0	0	0								
84	GK	NEJMAN Andreas	M	0	0	0	0					0	0	0	0	0								
Total				3	2	5	10	30	26	4	53.57	5	1	0	2	8								



Classifications (5-8)

R	Team	GP	W	OTW	OTL	L	GDF	GF : GA	PTS
1	CZE	1	0	1	0	0	+1	4 : 3	2
2	SWE	1	0	0	1	0	-1	3 : 4	1
-	JPN	0							
-	NOR	0							

	CAN	CZE	ITA	JPN	KOR	NOR	SWE	USA
CAN			10:0		THU 15 MAR 12:00	8:0	17:0	
CZE				3:0	2:3		4:3	0:10
ITA	0:10					3:2	2:0	THU 15 MAR 20:00
JPN		0:3			1:4	WED 14 MAR 20:00		0:10
KOR	THU 15 MAR 12:00	3:2		4:1				0:8
NOR	0:8		2:3	WED 14 MAR 20:00			3:1	
SWE	0:17	3:4	0:2			1:3		
USA		10:0	THU 15 MAR 20:00	10:0	8:0			

Legend:							
(G)	Goals in tournament	*	does not count for Plus/minus	+/-	Plus/minus net	+A	Assistant captain
+C	Captain	A	Assists	AVG	Average time on ice / shift	D	Defence
EQ	Equal strength	ET/Res	Penalty end time/Result of game	F	Forward	FO-	Face-offs lost
FO%	Face-offs won as percentage	FO+	Face-offs won	FO+/-	Face-offs net	G	Goals
GA	Goals against	GDF	Goal difference	Gen	Gender	GF	Goals for
GK	Goalkeeper	GP	Games played	GWG	Game winning goal	L	Losses
M	Male	MIP	Minutes in play (GK)	No.	Jersey number	OT	Overtime
OTL	Overtime losses	OTW	Overtime wins	P	Points	PIM	Penalties in minutes
Pos.	Position	PP1	Power play - 1 player	PP2	Power play - 2 players	PPG	Power play goals
PSS	Penalty shot shootout	PTS	Points	R	Rank	SHF	Number of shifts
SHG	Shorthanded goals	SOG	Shots on goal	SVS	Saves	TOT	Total
TPP	Time on power play	TS	Total shots	W	Wins		



Shot Chart

슛 차트

CZE - SWE

Shots by SWE

Goals (o): 2 SSG (+): 3
SSP (<): 0 SPG (-): 1



GK 6 of CZE

Shots by CZE

Goals (o): 0 SSG (+): 6
SSP (<): 3 SPG (-): 2



GK 5 of SWE

Shots by SWE

Goals (o): 0 SSG (+): 0
SSP (<): 0 SPG (-): 0



GK 6 of CZE

Shots by CZE

Goals (o): 1 SSG (+): 4
SSP (>): 1 SPG (-): 4



GK 5 of SWE

Shots by SWE


Goals (o): 1 SSG (+): 0
SSP (>): 0 SPG (-): 3



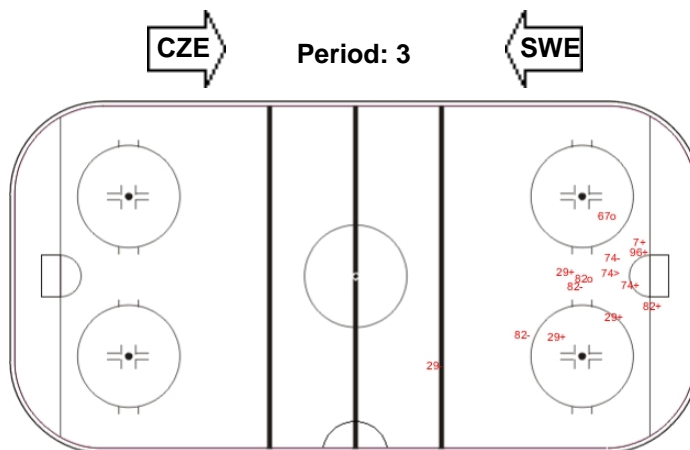
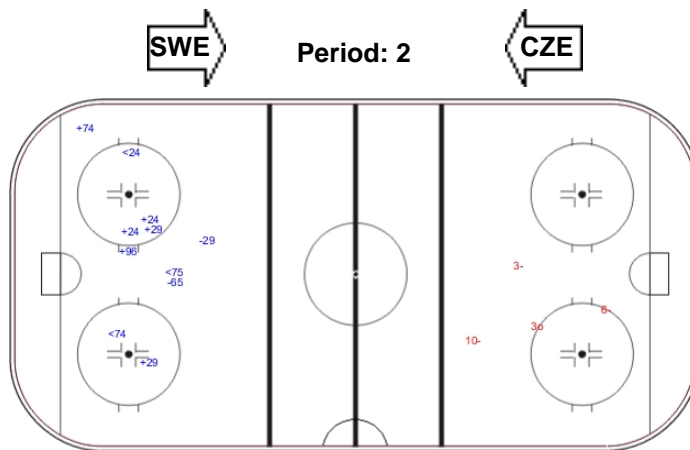
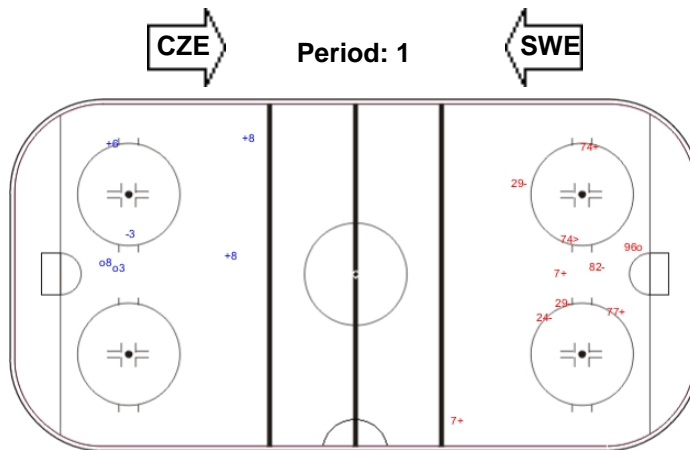
GK 6 of CZE

Shots by CZE

Goals (o): 2 SSG (+): 7
SSP (>): 1 SPG (-): 4



GK 5 of SWE





Shots by SWE

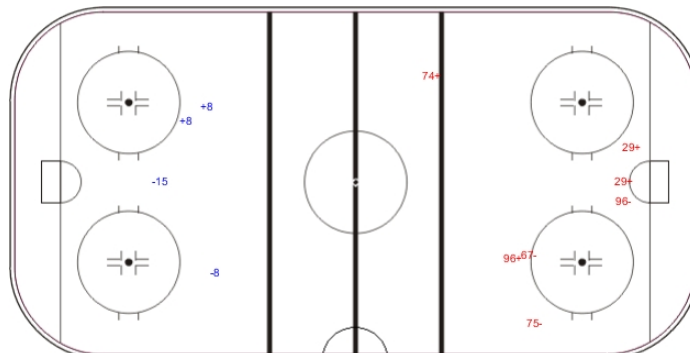
Goals (o): 0 SSG (+): 2
 SSP (<): 0 SPG (-): 2



GK 6 of CZE



Overtime



Shots by CZE

Goals (o): 0 SSG (+): 4
 SSP (>): 0 SPG (-): 3



GK 5 of SWE

Legend:			
GK	Goalkeeper	SPG	Shots past goal
SSG	Shots saved by goalkeeper	SSP	Shots saved by player



Face-off Chart

페이스오프 차트

CZE - SWE

PERIOD 1

	CZE		SWE		CZE		SWE						
	Def. zone	Att. zone	Neutral zone		Att. zone	Def. zone							
	+ 24	- 20	- 82	+ 93	- 26	+ 15			Total wins all zones				
	- 82	+ 15	+ 82	- 15	+ 82	- 21							
	- 24	+ 7	- 24	+ 93	- 24	+ 3							
	+ 24	- 15	+ 82	- 15	+ 24	- 93							
			- 82	+ 20	+ 82	- 8							
Total wins / period	2 / 50%	2 / 50%	2 / 40%	3 / 60%	4 / 57%	3 / 43%			<table border="1"> <tr> <th>CZE</th> <th>SWE</th> </tr> <tr> <td>8 / 50%</td> <td>8 / 50%</td> </tr> </table>	CZE	SWE	8 / 50%	8 / 50%
CZE	SWE												
8 / 50%	8 / 50%												

PERIOD 2

	CZE		SWE		CZE		SWE						
	Def. zone	Att. zone	Neutral zone		Att. zone	Def. zone							
	- 82	+ 93	- 82	+ 93	- 24	+ 93			Total wins all zones				
	+ 82	- 93	- 24	+ 20	- 24	+ 20							
	+ 24	- 20	+ 82	- 93	+ 82	- 21							
	+ 24	- 93			+ 82	- 93							
	+ 82	- 93			- 24	+ 20							
	+ 82	- 93			- 24	+ 3							
	- 67	+ 93			- 82	+ 93							
Total wins / period	5 / 71%	2 / 29%	1 / 33%	2 / 67%	2 / 29%	5 / 71%			<table border="1"> <tr> <th>CZE</th> <th>SWE</th> </tr> <tr> <td>8 / 47%</td> <td>9 / 53%</td> </tr> </table>	CZE	SWE	8 / 47%	9 / 53%
CZE	SWE												
8 / 47%	9 / 53%												

PERIOD 3

	CZE		SWE		CZE		SWE						
	Def. zone	Att. zone	Neutral zone		Att. zone	Def. zone							
	+ 24	- 93	+ 82	- 93	- 96	+ 93			Total wins all zones				
	+ 24	- 93	+ 82	- 93	- 82	+ 93							
			- 24	+ 20	+ 24	- 20							
			- 82	+ 15	+ 82	- 21							
			- 82	+ 15	- 82	+ 93							
					- 24	+ 21							
					+ 82	- 21							
					+ 74	- 20							
					- 82	+ 93							
					- 82	+ 93							
					- 82	+ 93							
Total wins / period	2 / 100%	0 / 0%	2 / 40%	3 / 60%	4 / 36%	7 / 64%			<table border="1"> <tr> <th>CZE</th> <th>SWE</th> </tr> <tr> <td>8 / 44%</td> <td>10 / 56%</td> </tr> </table>	CZE	SWE	8 / 44%	10 / 56%
CZE	SWE												
8 / 44%	10 / 56%												

OVERTIME

	CZE		SWE		CZE		SWE						
	Def. zone	Att. zone	Neutral zone		Att. zone	Def. zone							
	+ 82	- 21	- 82	+ 3	- 82	+ 3			Total wins all zones				
	+ 82	- 3	- 82	+ 93									
Total wins / period									<table border="1"> <tr> <th>CZE</th> <th>SWE</th> </tr> <tr> <td>2 / 40%</td> <td>3 / 60%</td> </tr> </table>	CZE	SWE	2 / 40%	3 / 60%
CZE	SWE												
2 / 40%	3 / 60%												



2 / 100%	0 / 0%	0 / 0%	2 / 100%	0 / 0%	1 / 100%
----------	--------	--------	----------	--------	----------

TOTAL

Total wins / game	CZE	SWE	Neutral zone		CZE	SWE	Total wins all zones	
	Def. zone	Att. zone			Att. zone	Def. zone	CZE	SWE
	11 / 73%	4 / 27%	5 / 33%	10 / 67%	10 / 38%	16 / 62%	26 / 46%	30 / 54%

HEAD TO HEAD

	No.	SWE						Tot	wins CZE	Dz	Nz	Az	
		3	7	8	15	20	21						93
CZE	7							1 - 0	1	1 100%			1 100%
	24	0 - 2	0 - 1		1 - 0	3 - 5	0 - 1	4 - 2	19	8 42%	6 86%	0 0%	2 22%
	26				0 - 1				1	0 0%			0 0%
	67							0 - 1	1	0 0%	0 0%		
	74					1 - 0			1	1 100%			1 100%
	82	1 - 2		1 - 0	2 - 3	0 - 1	5 - 0	7 - 10	32	16 50%	5 71%	5 42%	6 46%
	96							0 - 1	1	0 0%			0 0%
Tot		5	1	1	7	10	6	26	56	26 46%	11 73%	5 33%	10 38%
wins SWE		4 80%	1 100%	0 0%	4 57%	6 60%	1 17%	14 54%	30 54%				
Dz		3 100%		0 0%	1 100%	3 60%	1 20%	8 73%	16 62%				
Nz		1 100%			2 50%	3 100%		4 57%	10 67%				
Az		0 0%	1 100%		1 50%	0 0%	0 0%	2 25%	4 27%				

Legend:
Az Attacking zone **Dz** Defending zone **No.** Jersey number **Nz** Neutral zone **Tot** Total face-offs played



Line-ups

라인업

NOR - JPN

Referee

MORRISON Johnathan (USA)

Linesmen

VANEK Jan (CZE) , WESLEY Leon (CZE)

Goalkeepers

Team: NOR

No.	Name	Gen
18	HAMAR Kjell Christian	M
19	DENG Kissinger	M

Team: JPN

No.	Name	Gen
21	FUKUSHIMA Shinobu	M
30	MOCHIZUKI Kazuya	M

Team Line-ups

Team: NOR (red)

No.	Pos.	Name	Gen
3	D	PEDERSEN Rolf Einar	M
16	D	NORDSTOGA Knut Andre +A	M
12	F	BOGLE Magnus	M
17	F	SOLBERG Loyd R +C	M
20	F	HAMRE Martin	M
23	D	KLAKEGG Jan Roger	M
24	D	AVDAL Thommas	M
9	F	VAERNES Morten +A	M
22	F	BAKKE Audun	M
71	F	OISETH Ola	M
10	F	RIVERA Tor Joakim	M
15	F	SORHEIM Emil	M
27	F	VATNE Emil	M

Head Coach: HEGDE Espen

NOT DRESSED:

7	D	HAGEN Eskil	M
29	F	SCHROEDER Lena	F
77	F	AANEKRE Torstein	M

Team: JPN (white)

No.	Pos.	Name	Gen
25	D	MISAWA Eiji	M
32	D	UEHARA Daisuke	M
7	F	HORIE Wataru	M
55	F	TAKAHASHI Kazuhiro +A	M
96	F	KUMAGAI Masaharu +A	M
18	D	NAKAMURA Toshiyuki	M
24	D	SUDO Satoru +C	M
13	F	YOSHIKAWA Mamoru	M
27	F	ANNAKA Mikio	M
70	F	KODAMA Nao	M
33	D	ISHII Hideaki	M
16	F	SHIBA Taimei	M
40	F	SHIOYA Yoshihiro	M

Head Coach: NAKAKITA Kojin

NOT DRESSED:

36	F	HIROSE Susumu	M
79	F	NAGUMO Keisuke	M

Legend:

D	Defence	F	Female / Forward	Gen	Gender	M	Male
No.	Jersey number	Pos.	Position	+A	Assistant captain	+C	Captain



Graphical Line-ups

그래픽 라인업

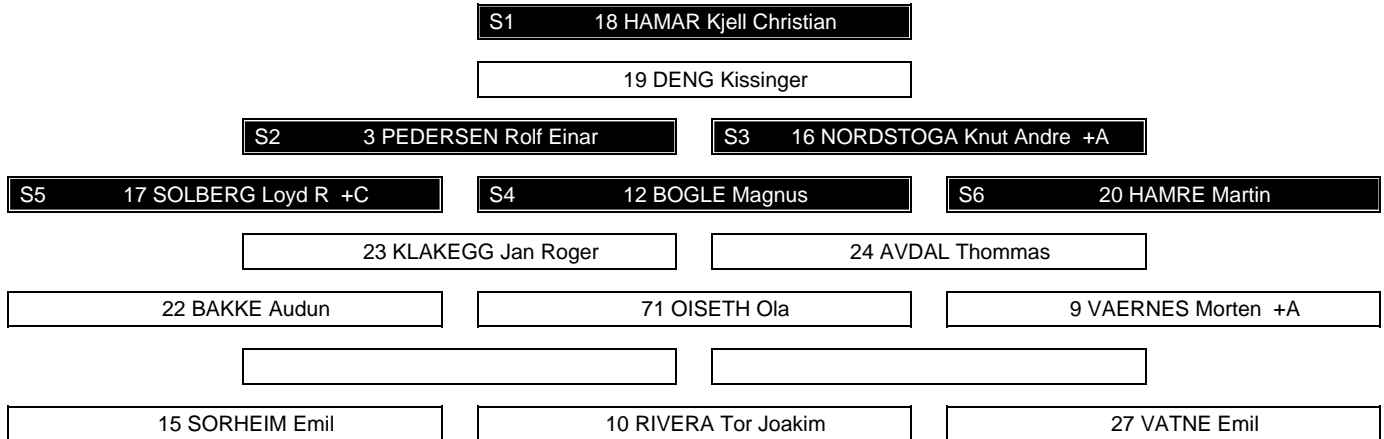
NOR - JPN

Referee
 MORRISON Johnathan (USA)

Linesmen
 VANEK Jan (CZE) , WESLEY Leon (CZE)

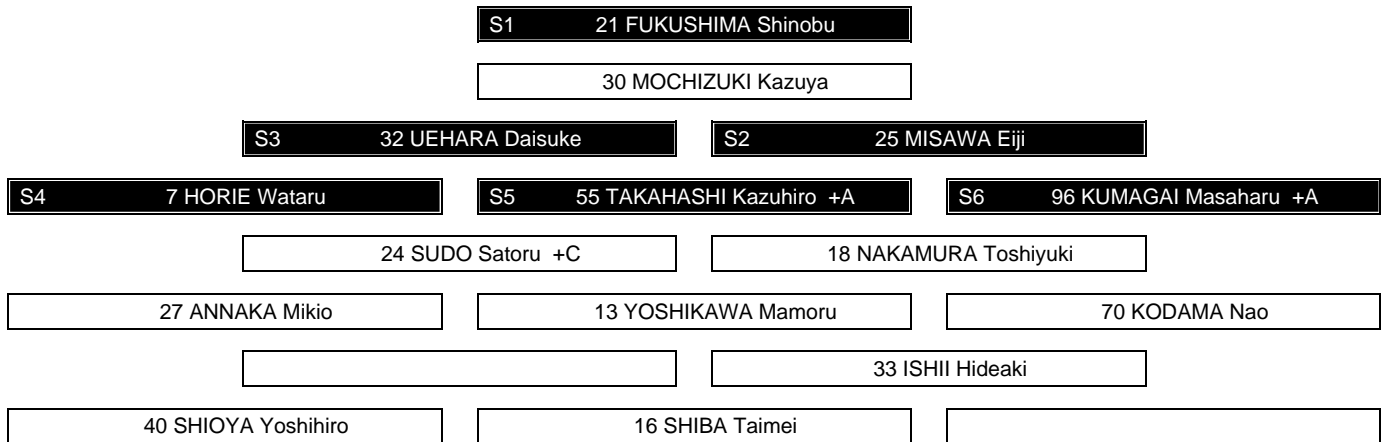
Team: NOR - Norway (red)

Head Coach: HEGDE Espen



Team: JPN - Japan (white)

Head Coach: NAKAKITA Kojin



Legend:			
Sn	Starting position	+A	Assistant captain
		+C	Captain



Game Summary

경기 요약

NOR - JPN 6 - 1 (2 - 0 , 3 - 1 , 1 - 0)

Spectators	Referee	Linesmen
3919	MORRISON Johnathan (USA)	VANEK Jan (CZE) , WESLEY Leon (CZE)

Team Statistics

Period	Score	SVS	SOG	PIM	TPP	PPG	SHG
1	2 : 0	0 : 5	7 : 0	0 : 2	01:29 : 00:00	1 : 0	0 : 0
2	3 : 1	3 : 2	5 : 4	0 : 2	02:00 : 00:00	0 : 0	0 : 1
3	1 : 0	2 : 1	2 : 2	0 : 0	00:00 : 00:00	0 : 0	0 : 0
Total	6 : 1	5 : 8	14 : 6	0 : 4	03:29 : 00:00	1 : 0	0 : 1

1st Period

Action	Time	ET/Res	Team	Type	No.	Name	(G) Name of Assistant(s) / Action Description
GK	00:00		NOR		18	HAMAR KC	- Goalkeeper in
GK	00:00		JPN		21	FUKUSHIMA S	- Goalkeeper in
Penalty	00:56	02:25	JPN	2 min.	18	NAKAMURA T	- Holding an opponent
Goal	02:25	1 : 0	NOR	PP1	22	BAKKE A	(2) 71 OISETH O On Ice NOR 18 3 15 22 23 71 JPN 21 13 24 27 32 *
Goal	09:37	2 : 0	NOR	EQ	3	PEDERSEN RE	(1) 12 BOGLE M 16 NORDSTOGA KA On Ice NOR 18 3 12 15 16 20 JPN 21 25 27 32 70 96

2nd Period

Action	Time	ET/Res	Team	Type	No.	Name	(G) Name of Assistant(s) / Action Description
Penalty	16:30	18:30	JPN	2 min.	96	KUMAGAI M	- Interference
Goal	18:20	2 : 1	JPN	SH1	55	TAKAHASHI K	(2) 7 HORIE W On Ice NOR 18 3 15 22 23 71 JPN 21 7 24 32 55
Goal	18:34	3 : 1	NOR	EQ	12	BOGLE M	(3) On Ice NOR 18 3 12 15 16 27 JPN 21 7 13 24 32 96
Goal	18:55	4 : 1	NOR	EQ	3	PEDERSEN RE	(2) 20 HAMRE M On Ice NOR 18 3 16 17 20 71 JPN 21 13 18 24 27 70
Goal	20:02	5 : 1	NOR	EQ	22	BAKKE A	(3) 9 VAERNES M 12 BOGLE M On Ice NOR 18 9 12 22 23 24 JPN 21 16 25 32 33 40

3rd Period

Action	Time	ET/Res	Team	Type	No.	Name	(G) Name of Assistant(s) / Action Description
Goal	35:28	6 : 1	NOR	EQ	3	PEDERSEN RE	(3) 12 BOGLE M 16 NORDSTOGA KA On Ice NOR 18 3 12 16 17 20 JPN 21 13 24 27 32 55
GK	35:28		JPN		30	MOCHIZUKI K	- Goalkeeper in 21 FUKUSHIMA S - Goalkeeper out
Time-out	43:11		JPN				
GK	45:00		NOR				18 HAMAR KC - Goalkeeper out
GK	45:00		JPN				30 MOCHIZUKI K - Goalkeeper out

Goalkeeper Records

Team : NOR - Norway

No.	Name	SOG	SVS	MIP
18	HAMAR Kjell Christian	6	5	45:00
19	DENG Kissinger			

Team : JPN - Japan

No.	Name	SOG	SVS	MIP
21	FUKUSHIMA Shinobu	13	7	35:28
30	MOCHIZUKI Kazuya	1	1	09:32

Game Statistics

Team : NOR (red)

Head Coach : HEGDE Espen		Shots on Goal										Time on Ice													
No.	Pos.	Name	Gen	G	A	P	PIM	FO+	FO-	FO+/-	FO%	1	2	3	OT	TS	+/-	1	2	3	OT	TOT	SHF	AVG	
3	D	PEDERSEN Rolf Einar	M	3	0	3	0	0	0	0	0.00	1	3	2			6	+3	9:02	6:48	9:11		25:01	15	1:40
12	F	BOGLE Magnus	M	1	3	4	0	13	6	7	68.42	1	1	0			2	+4	5:43	6:41	6:45		19:09	15	1:16
16	D	NORDSTOGA Knut Andre +A	M	0	2	2	0	0	0	0	0.00	0	0	0			0	+4	7:27	7:03	9:17		23:47	16	1:29
17	F	SOLBERG Loyd R +C	M	0	0	0	0	0	0	0	0.00	1	0	0			1	+2	5:32	5:03	6:36		17:11	12	1:25
20	F	HAMRE Martin	M	0	1	1	0	0	0	0	0.00	0	0	0			0	+3	5:39	4:34	4:21		14:34	12	1:12



Head Coach : HEGDE Espen											Shots on Goal					Time on Ice								
No.	Pos.	Name	Gen	G	A	P	PIM	FO+	FO-	FO+/-	FO%	1	2	3	OT	TS	+/-	1	2	3	OT	TOT	SHF	AVG
9	F	VAERNES Morten +A	M	0	1	1	0	0	0	0	0.00	0	0	0	0	0	+1	3:29	6:25	6:02		15:56	11	1:26
22	F	BAKKE Audun	M	2	0	2	0	0	1	-1	0.00	1	1	0	0	2	0	4:58	5:44	6:14		16:56	11	1:32
23	D	KLAKEGG Jan Roger	M	0	0	0	0	0	0	0	0.00	0	0	0	0	0	0	8:31	7:56	6:18		22:45	15	1:31
24	D	AVDAL Thommas	M	0	0	0	0	0	0	0	0.00	1	0	0	0	1	+1	4:59	7:09	5:07		17:15	14	1:13
71	F	OISETH Ola	M	0	1	1	0	7	9	-2	43.75	0	0	0	0	0	0	7:23	8:18	6:40		22:21	14	1:35
10	F	RIVERA Tor Joakim	M	0	0	0	0	0	2	-2	0.00	0	0	0	0	0	0	2:14	0:00	0:00		2:14	2	1:07
15	F	SORHEIM Emil	M	0	0	0	0	0	0	0	0.00	2	0	0	0	2	+1	5:58	5:02	3:48		14:48	12	1:14
27	F	VATNE Emil	M	0	0	0	0	0	0	0	0.00	0	0	0	0	0	+1	4:22	4:15	4:35		13:12	12	1:06
18	GK	HAMAR Kjell Christian	M	0	0	0	0					0	0	0	0	0								
19	GK	DENG Kissinger	M	0	0	0	0					0	0	0	0	0								
Total				6	8	14	0	20	18	2	52.63	7	5	2	14									

Team : JPN (white)																										
Head Coach : NAKAKITA Kojin											Shots on Goal					Time on Ice										
No.	Pos.	Name	Gen	G	A	P	PIM	FO+	FO-	FO+/-	FO%	1	2	3	OT	TS	+/-	1	2	3	OT	TOT	SHF	AVG		
7	F	HORIE Wataru	M	0	1	1	0	0	0	0	0.00	0	0	1	1	1	0	11:02	7:29	5:24		23:55	12	1:59		
25	D	MISAWA Eiji	M	0	0	0	0	0	0	0	0.00	0	0	0	0	0	-2	10:49	8:48	6:25		26:02	12	2:10		
32	D	UEHARA Daisuke	M	0	0	0	0	0	0	0	0.00	0	1	1	2	2	-3	12:24	9:08	11:40		33:12	13	2:33		
55	F	TAKAHASHI Kazuhiro +A	M	1	0	1	0	17	9	8	65.38	0	1	0	1	1	0	11:08	7:02	7:46		25:56	13	1:59		
96	F	KUMAGAI Masaharu +A	M	0	0	0	2	0	0	0	0.00	0	1	0	1	1	-2	10:50	7:21	10:39		28:50	12	2:24		
13	F	YOSHIKAWA Mamoru	M	0	0	0	0	0	5	-5	0.00	0	0	0	0	0	-3	4:09	6:48	11:27		22:24	11	2:02		
18	D	NAKAMURA Toshiyuki	M	0	0	0	2	0	0	0	0.00	0	0	0	0	0	-1	1:48	3:09	1:48		6:45	5	1:21		
24	D	SUDO Satoru +C	M	0	0	0	0	0	0	0	0.00	0	0	0	0	0	-2	4:20	7:32	8:34		20:26	12	1:42		
27	F	ANNAKA Mikio	M	0	0	0	0	1	5	-4	16.67	0	0	0	0	0	-3	3:51	6:20	4:30		14:41	10	1:28		
70	F	KODAMA Nao	M	0	0	0	0	0	0	0	0.00	0	1	0	1	1	-2	2:28	4:24	4:31		11:23	9	1:15		
16	F	SHIBA Taimei	M	0	0	0	0	0	1	-1	0.00	0	0	0	0	0	-1	0:00	1:07	0:00		1:07	1	1:07		
33	D	ISHII Hideaki	M	0	0	0	0	0	0	0	0.00	0	0	0	0	0	-1	0:36	2:21	1:41		4:38	5	0:55		
40	F	SHIOYA Yoshihiro	M	0	0	0	0	0	0	0	0.00	0	0	0	0	0	-1	0:00	1:07	0:29		1:36	2	0:48		
21	GK	FUKUSHIMA Shinobu	M	0	0	0	0					0	0	0	0	0										
30	GK	MOCHIZUKI Kazuya	M	0	0	0	0					0	0	0	0	0										
Total				1	1	2	4	18	20	-2	47.37	0	4	2	6											

Classifications (5-8)

R	Team	GP	W	OTW	OTL	L	GDF	GF:GA	PTS
1	NOR	1	1	0	0	0	+5	6 : 1	3
2	CZE	1	0	1	0	0	+1	4 : 3	2
3	SWE	1	0	0	1	0	-1	3 : 4	1
4	JPN	1	0	0	0	1	-5	1 : 6	0

	CAN	CZE	ITA	JPN	KOR	NOR	SWE	USA
CAN	-----	-----	10:0	-----	THU 15 MAR 12:00	8:0	17:0	-----
CZE	-----	-----	-----	3:0	2:3	FRI 16 MAR 20:00	4:3	0:10
ITA	0:10	-----	-----	-----	-----	3:2	2:0	THU 15 MAR 20:00
JPN	-----	0:3	-----	-----	1:4	1:6	FRI 16 MAR 16:00	0:10
KOR	THU 15 MAR 12:00	3:2	-----	4:1	-----	-----	-----	0:8
NOR	0:8	FRI 16 MAR 20:00	2:3	6:1	-----	-----	3:1	-----
SWE	0:17	3:4	0:2	FRI 16 MAR 16:00	-----	1:3	-----	-----
USA	-----	10:0	THU 15 MAR 20:00	10:0	8:0	-----	-----	-----



Legend:			
(G) Goals in tournament	*	does not count for Plus/minus	+/- Plus/minus net
+C Captain	A	Assists	AVG Average time on ice / shift
EQ Equal strength	ET/Res	Penalty end time/Result of game	F Forward
FO% Face-offs won as percentage	FO+	Face-offs won	FO+/- Face-offs net
GA Goals against	GDF	Goal difference	Gen Gender
GK Goalkeeper	GP	Games played	L Losses
MIP Minutes in play (GK)	No.	Jersey number	OT Overtime
OTW Overtime wins	P	Points	PIM Penalties in minutes
PP1 Power play - 1 player	PPG	Power play goals	PTS Points
SH1 Shorthanded - 1 player	SHF	Number of shifts	SHG Shorthanded goals
SVS Saves	TOT	Total	TPP Time on power play
W Wins			+A Assistant captain
			D Defence
			FO- Face-offs lost
			G Goals
			GF Goals for
			M Male
			OTL Overtime losses
			Pos. Position
			R Rank
			SOG Shots on goal
			TS Total shots



Shot Chart

 슛 차트

NOR - JPN


Shots by NOR

 Goals (o): 2

 SSP (<): 0

SSG (+): 5

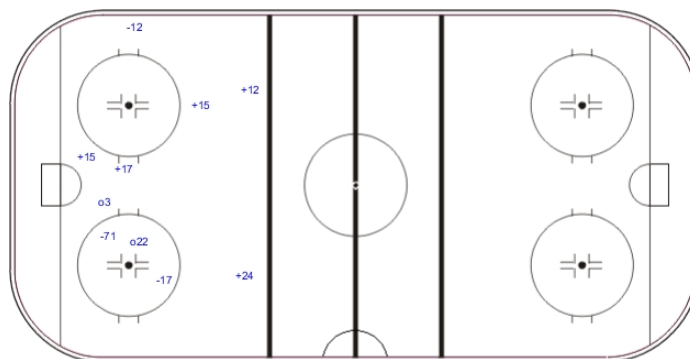
 SPG (-): 3



GK 21 of JPN



Period: 1



Shots by JPN

 Goals (o): 0

 SSP (>): 0

SSG (+): 0

 SPG (-): 0



GK 18 of NOR

Shots by JPN

 Goals (o): 1

 SSP (<): 0

SSG (+): 3

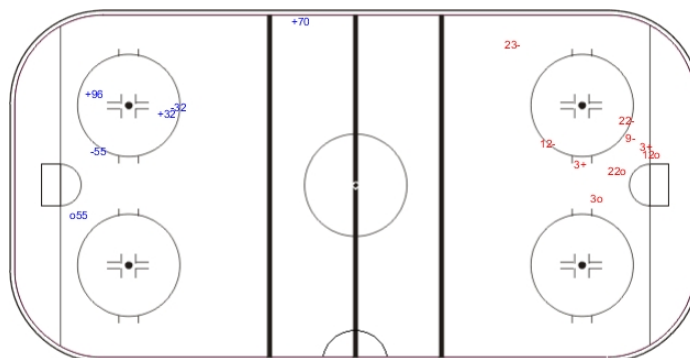
 SPG (-): 2



GK 18 of NOR



Period: 2



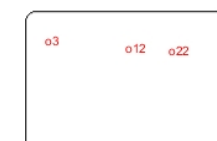
Shots by NOR

 Goals (o): 3

 SSP (>): 0

SSG (+): 2

 SPG (-): 4



GK 21 of JPN

Shots by NOR

 Goals (o): 1

 SSP (<): 0

SSG (+): 1

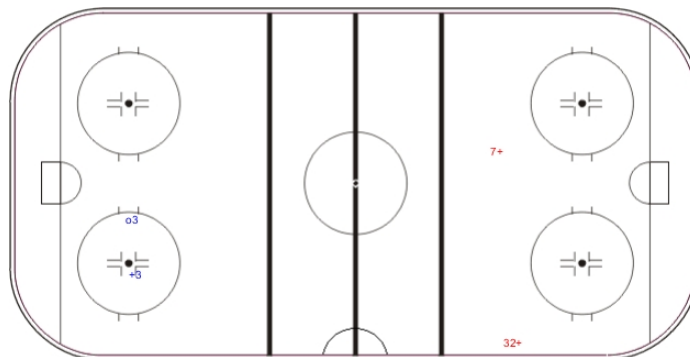
 SPG (-): 0



GK 21 of JPN



Period: 3



Shots by JPN

 Goals (o): 0

 SSP (>): 0

SSG (+): 2

 SPG (-): 0



GK 18 of NOR

Legend:

GK Goalkeeper **SPG** Shots past goal **SSG** Shots saved by goalkeeper **SSP** Shots saved by player



Face-off Chart

페이스오프 차트

NOR - JPN

PERIOD 1

	NOR		JPN		Neutral zone		NOR		JPN		Total wins all zones				
	Def. zone	Att. zone	Def. zone	Att. zone	Att. zone	Def. zone	Att. zone	Def. zone							
	- 10	+ 27	- 12	+ 55	- 12	+ 55	+ 71	- 13	+ 71	- 13	<table border="1"> <thead> <tr> <th>NOR</th> <th>JPN</th> </tr> </thead> <tbody> <tr> <td>5 / 50%</td> <td>5 / 50%</td> </tr> </tbody> </table>	NOR	JPN	5 / 50%	5 / 50%
NOR	JPN														
5 / 50%	5 / 50%														
	+ 12	- 55	- 10	+ 55	- 12	+ 55	- 71	+ 55	+ 12	- 55					
			+ 12	- 13											
Total wins / period	1 / 50%	1 / 50%	1 / 25%	3 / 75%	3 / 75%	1 / 25%									

PERIOD 2

	NOR		JPN		Neutral zone		NOR		JPN		Total wins all zones				
	Def. zone	Att. zone	Def. zone	Att. zone	Att. zone	Def. zone	Att. zone	Def. zone							
	+ 71	- 27	- 71	+ 55	- 71	+ 55	+ 12	- 27	+ 12	- 27	<table border="1"> <thead> <tr> <th>NOR</th> <th>JPN</th> </tr> </thead> <tbody> <tr> <td>11 / 58%</td> <td>8 / 42%</td> </tr> </tbody> </table>	NOR	JPN	11 / 58%	8 / 42%
NOR	JPN														
11 / 58%	8 / 42%														
	+ 71	- 55	- 71	+ 55	+ 12	- 13	- 71	+ 55	+ 12	- 27					
	- 12	+ 55	+ 12	- 13	+ 71	- 13	- 71	+ 55	- 71	+ 55					
	- 12	+ 55	+ 12	- 16	+ 12	- 16	+ 12	- 55	+ 12	- 55					
Total wins / period	3 / 50%	3 / 50%	5 / 63%	3 / 37%	3 / 60%	2 / 40%									

PERIOD 3

	NOR		JPN		Neutral zone		NOR		JPN		Total wins all zones				
	Def. zone	Att. zone	Def. zone	Att. zone	Att. zone	Def. zone	Att. zone	Def. zone							
	- 71	+ 55	- 71	+ 55	- 71	+ 55	+ 12	- 55			<table border="1"> <thead> <tr> <th>NOR</th> <th>JPN</th> </tr> </thead> <tbody> <tr> <td>4 / 44%</td> <td>5 / 56%</td> </tr> </tbody> </table>	NOR	JPN	4 / 44%	5 / 56%
NOR	JPN														
4 / 44%	5 / 56%														
			+ 12	- 55	+ 71	- 55									
			- 71	+ 55	+ 12	- 27									
			+ 12	- 27	- 22	+ 55									
Total wins / period	0 / 0%	1 / 100%	3 / 43%	4 / 57%	1 / 100%	0 / 0%									

TOTAL

	NOR		JPN		Neutral zone		NOR		JPN		Total wins all zones
	Def. zone	Att. zone	Def. zone	Att. zone	Att. zone	Def. zone	Att. zone	Def. zone			
Total wins / game	4 / 44%	5 / 56%	9 / 47%	10 / 53%	7 / 70%	3 / 30%	20 / 53%	18 / 47%			



HEAD TO HEAD

		JPN								
No.	13	16	27	55	Tot	wins NOR	Dz	Nz	Az	
NOR	10		0 - 1	0 - 1	2	0 0%	0 0%	0 0%		
	12	2 - 0	1 - 0	3 - 0	7 - 6	13 68%	2 40%	6 67%	5 100%	
	22			0 - 1	1	0 0%		0 0%		
	71	3 - 0		2 - 0	2 - 9	7 44%	2 67%	3 38%	2 40%	
	Tot	5	1	6	26	38	20 53%	4 44%	9 47%	7 70%
wins JPN	0 0%	0 0%	1 17%	17 65%	18 47%					
Dz	0 0%		0 0%	3 50%	3 30%					
Nz	0 0%	0 0%	0 0%	10 77%	10 53%					
Az			1 50%	4 57%	5 56%					

Legend:
Az Attacking zone **Dz** Defending zone **No.** Jersey number **Nz** Neutral zone **Tot** Total face-offs played



Line-ups

라인업

JPN - SWE

Referee

LUTHCKE Owe (NOR)

Linesmen

VANEK Jan (CZE) , WESLEY Leon (CZE)

Goalkeepers

Team: JPN

No.	Name	Gen
21	FUKUSHIMA Shinobu	M
30	MOCHIZUKI Kazuya	M

Team: SWE

No.	Name	Gen
5	NILSSON Ulf	M
84	NEJMAN Andreas	M

Team Line-ups

Team: JPN (black)

No.	Pos.	Name	Gen
25	D	MISAWA Eiji	M
32	D	UEHARA Daisuke	M
7	F	HORIE Wataru	M
55	F	TAKAHASHI Kazuhiro +A	M
96	F	KUMAGAI Masaharu +A	M
18	D	NAKAMURA Toshiyuki	M
24	D	SUDO Satoru +C	M
13	F	YOSHIKAWA Mamoru	M
27	F	ANNAKA Mikio	M
70	F	KODAMA Nao	M
33	D	ISHII Hideaki	M
16	F	SHIBA Taimei	M
40	F	SHIOYA Yoshihiro	M

Head Coach: NAKAKITA Kojin

NOT DRESSED:

36	F	HIROSE Susumu	M
79	F	NAGUMO Keisuke	M

Team: SWE (yellow)

No.	Pos.	Name	Gen
3	D	INGVARSSON Niklas	M
21	D	HOLM Marcus	M
8	F	KASPERI Per	M
10	F	MENG Robin	M
93	F	GYLLSTEN Maximilian	M
6	D	NILSSON Peter +A	M
15	F	HEDBERG Christian +A	M
18	F	OJALA Peter +C	M
20	F	RAKOS Niklas	M
19	D	WISTRAND Anders	M
7	F	KARLSSON Goran	M
17	F	CEDERSTAM Daniel	M

Head Coach: VIKSTROEM Erik

NOT DRESSED:

9	F	MAGNEVILL Martin	M
11	D	LUNDGREN Rasmus	M
14	F	JONSSON Kenth	M

Legend:

D	Defence	F	Forward	Gen	Gender	M	Male
No.	Jersey number	Pos.	Position	+A	Assistant captain	+C	Captain



Graphical Line-ups

그래픽 라인업

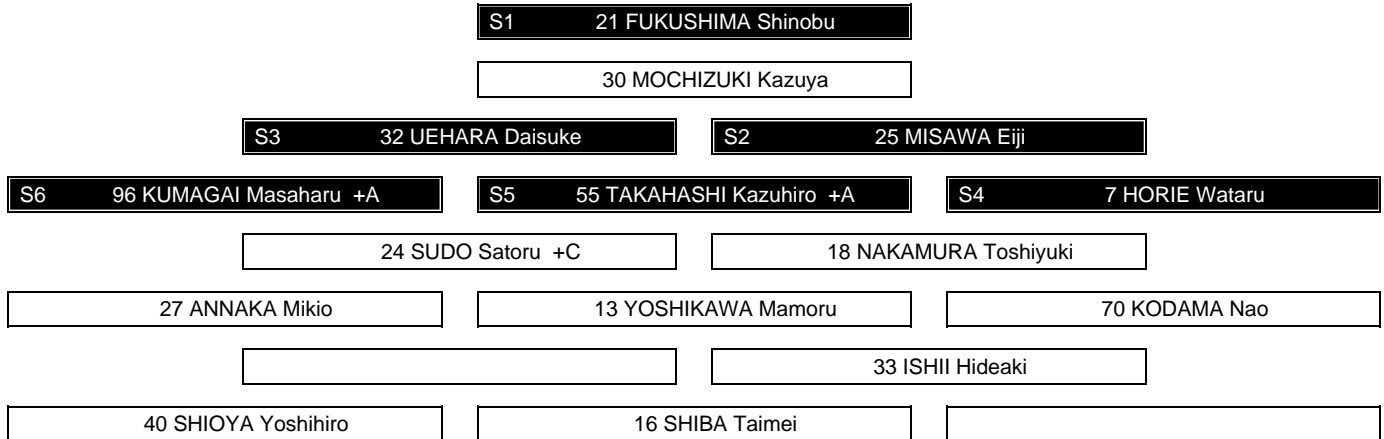
JPN - SWE

Referee
 LUTHCKE Owe (NOR)

Linesmen
 VANEK Jan (CZE) , WESLEY Leon (CZE)

Team: JPN - Japan (black)

Head Coach: NAKAKITA Kojin



Team: SWE - Sweden (yellow)

Head Coach: VIKSTROEM Erik



Legend:			
Sn	Starting position	+A	Assistant captain
		+C	Captain



Game Summary

경기 요약

JPN - SWE 1 - 5 (0 - 1, 1 - 2, 0 - 2)

Spectators	Referee	Linesmen
5979	LUTHCKE Owe (NOR)	VANEK Jan (CZE) , WESLEY Leon (CZE)

Team Statistics

Period	Score	SVS	SOG	PIM	TPP	PPG	SHG
1	0 : 1	1 : 3	3 : 2	0 : 2	02:00 : 00:00	0 : 0	0 : 0
2	1 : 2	5 : 2	3 : 7	2 : 2	02:00 : 00:32	0 : 1	0 : 1
3	0 : 2	3 : 4	4 : 5	2 : 0	00:00 : 02:00	0 : 0	0 : 0
Total	1 : 5	9 : 9	10 : 14	4 : 4	04:00 : 02:32	0 : 1	0 : 1

1st Period

Action	Time	ET/Res	Team	Type	No.	Name	(G)	Name of Assistant(s) / Action Description
GK	00:00		JPN		21	FUKUSHIMA S		- Goalkeeper in
GK	00:00		SWE		5	NILSSON U		- Goalkeeper in
Goal	00:52	0 : 1	SWE	EQ	93	GYLLSTEN M	(2)	8 KASPERI P On Ice JPN 21 7 25 32 55 96 10 MENG R SWE 5 3 8 10 21 93
Penalty	04:52	06:52	SWE	2 min.	15	HEDBERG C		- Teeing

2nd Period

Action	Time	ET/Res	Team	Type	No.	Name	(G)	Name of Assistant(s) / Action Description
Goal	16:25	1 : 1	JPN	EQ	55	TAKAHASHI K	(3)	32 UEHARA D On Ice JPN 21 7 25 32 55 96 SWE 5 3 6 10 18 93
Penalty	18:47	19:19	JPN	2 min.	25	MISAWA E		- Interference
Goal	19:19	1 : 2	SWE	PP1	3	INGVARSSON N	(3)	10 MENG R On Ice JPN 21 13 24 27 32 8 KASPERI P SWE 5 3 8 10 21 93 *
Penalty	27:02	29:02	SWE	2 min.	18	OJALA P		- Interference
Goal	27:33	1 : 3	SWE	SH1	8	KASPERI P	(2)	15 HEDBERG C On Ice JPN 21 7 24 32 55 96 SWE 5 3 6 8 15

3rd Period

Action	Time	ET/Res	Team	Type	No.	Name	(G)	Name of Assistant(s) / Action Description
Penalty	35:16	37:16	JPN	2 min.	16	SHIBA T		- Interference
Goal	37:24	1 : 4	SWE	EQ	21	HOLM M	(1)	20 RAKOS N On Ice JPN 21 16 25 32 55 96 8 KASPERI P SWE 5 3 8 15 20 21
Goal	44:17	1 : 5	SWE	EQ	3	INGVARSSON N	(4)	93 GYLLSTEN M On Ice JPN 21 13 16 24 33 40 6 NILSSON P SWE 5 3 6 8 15 93
GK	45:00		JPN					21 FUKUSHIMA S - Goalkeeper out
GK	45:00		SWE					5 NILSSON U - Goalkeeper out

Goalkeeper Records

Team : JPN - Japan

No.	Name	SOG	SVS	MIP
21	FUKUSHIMA Shinobu	14	9	45:00
30	MOCHIZUKI Kazuya			

Team : SWE - Sweden

No.	Name	SOG	SVS	MIP
5	NILSSON Ulf	10	9	45:00
84	NEJMAN Andreas			

Game Statistics

Team : JPN (black)

Head Coach : NAKAKITA Kojin											Shots on Goal					Time on Ice								
No.	Pos.	Name	Gen	G	A	P	PIM	FO+	FO-	FO+/-	FO%	1	2	3	OT	TS	+/-	1	2	3	OT	TOT	SHF	AVG
7	F	HORIE Wataru	M	0	0	0	0	0	0	0	0.00	0	0	0	0	0	-1	7:20	6:41	6:32		20:33	13	1:34
25	D	MISAWA Eiji	M	0	0	0	2	0	0	0	0.00	0	0	0	0	0	-1	10:04	8:31	8:37		27:12	14	1:56
32	D	UEHARA Daisuke	M	0	1	1	0	0	0	0	0.00	0	0	0	0	0	-2	7:46	9:20	8:37		25:43	14	1:50
55	F	TAKAHASHI Kazuhiro +A	M	1	0	1	0	12	6	6	66.67	0	1	1	2	-2	9:26	9:04	8:10		26:40	15	1:46	
96	F	KUMAGAI Masaharu +A	M	0	0	0	0	0	0	0	0.00	1	1	1	3	-2	8:45	9:17	9:00		27:02	15	1:48	
13	F	YOSHIKAWA Mamoru	M	0	0	0	0	7	8	-1	46.67	1	0	0	1	-1	6:35	6:50	6:49		20:14	14	1:26	



Head Coach : NAKAKITA Kojin											Shots on Goal				Time on Ice										
No.	Pos.	Name	Gen	G	A	P	PIM	FO+	FO-	FO+/-	FO%	1	2	3	OT	TS	+/-	1	2	3	OT	TOT	SHF	AVG	
18	D	NAKAMURA Toshiyuki	M	0	0	0	0	0	0	0	0.00	0	0	0	0	0	0	2:23	2:53	2:50		8:06	6	1:21	
24	D	SUDO Satoru +C	M	0	0	0	0	0	0	0	0.00	0	0	2	2	2	-2	7:33	6:40	6:22		20:35	13	1:35	
27	F	ANNAKA Mikio	M	0	0	0	0	1	1	0	50.00	0	0	0	0	0	0	3:58	4:27	1:54		10:19	8	1:17	
70	F	KODAMA Nao	M	0	0	0	0	1	0	1	100.00	0	0	0	0	0	0	5:14	5:06	5:05		15:25	12	1:17	
16	F	SHIBA Taimei	M	0	0	0	2	0	0	0	0.00	0	0	0	0	0	-2	2:03	1:19	2:31		5:53	5	1:10	
33	D	ISHII Hideaki	M	0	0	0	0	0	0	0	0.00	0	1	0	1	1	-1	2:11	2:34	3:31		8:16	7	1:10	
40	F	SHIOYA Yoshihiro	M	0	0	0	0	0	0	0	0.00	1	0	0	1	1	-1	1:36	1:39	2:54		6:09	5	1:13	
21	GK	FUKUSHIMA Shinobu	M	0	0	0	0					0	0	0	0	0									
30	GK	MOCHIZUKI Kazuya	M	0	0	0	0					0	0	0	0	0									
Total				1	1	2	4	21	15	6	58.33	3	3	4	10										

Team : SWE (yellow)

Head Coach : VIKSTROEM Erik											Shots on Goal				Time on Ice										
No.	Pos.	Name	Gen	G	A	P	PIM	FO+	FO-	FO+/-	FO%	1	2	3	OT	TS	+/-	1	2	3	OT	TOT	SHF	AVG	
3	D	INGVARSSON Niklas	M	2	0	2	0	0	0	0	0.00	0	1	3	4	4	+3	12:45	15:00	14:42		42:27	8	5:18	
8	F	KASPERI Per	M	1	3	4	0	0	0	0	0.00	0	4	1	5	5	+4	8:01	10:05	9:04		27:10	16	1:41	
10	F	MENG Robin	M	0	2	2	0	0	0	0	0.00	0	0	0	0	0	0	5:51	7:10	8:45		21:46	15	1:27	
21	D	HOLM Marcus	M	1	0	1	0	0	0	0	0.00	0	0	1	1	1	+2	9:31	8:22	7:33		25:26	16	1:35	
93	F	GYLLSTEN Maximilian	M	1	1	2	0	7	11	-4	38.89	1	1	0	2	2	+1	7:24	7:15	7:26		22:05	19	1:09	
6	D	NILSSON Peter +A	M	0	1	1	0	0	0	0	0.00	1	0	0	1	1	+1	7:43	6:37	7:26		21:46	15	1:27	
15	F	HEDBERG Christian +A	M	0	1	1	2	5	6	-1	45.45	0	1	0	1	1	+3	6:19	7:31	7:46		21:36	18	1:12	
18	F	OJALA Peter +C	M	0	0	0	2	0	0	0	0.00	0	0	0	0	0	-1	6:58	3:24	6:07		16:29	14	1:10	
20	F	RAKOS Niklas	M	0	1	1	0	3	4	-1	42.86	0	0	0	0	0	+1	8:24	7:31	6:06		22:01	15	1:28	
7	F	KARLSSON Goran	M	0	0	0	0	0	0	0	0.00	0	0	0	0	0	0	0:00	0:00	0:00		0:00	0	0:00	
17	F	CEDERSTAM Daniel	M	0	0	0	0	0	0	0	0.00	0	0	0	0	0	0	0:00	0:00	0:00		0:00	0	0:00	
19	D	WISTRAND Anders	M	0	0	0	0	0	0	0	0.00	0	0	0	0	0	0	0:00	0:00	0:00		0:00	0	0:00	
5	GK	NILSSON Ulf	M	0	0	0	0					0	0	0	0	0									
84	GK	NEJMAN Andreas	M	0	0	0	0					0	0	0	0	0									
Total				5	9	14	4	15	21	-6	41.67	2	7	5	14										

Legend:

(G) Goals in tournament	* does not count for Plus/minus	+/- Plus/minus net	+A Assistant captain
+C Captain	A Assists	AVG Average time on ice / shift	D Defence
EQ Equal strength	ET/Res Penalty end time/Result of game	F Forward	FO- Face-offs lost
FO% Face-offs won as percentage	FO+ Face-offs won	FO+/- Face-offs net	G Goals
Gen Gender	GK Goalkeeper	M Male	MIP Minutes in play (GK)
No. Jersey number	OT Overtime	P Points	PIM Penalties in minutes
Pos. Position	PP1 Power play - 1 player	PPG Power play goals	SH1 Shorthanded - 1 player
SHF Number of shifts	SHG Shorthanded goals	SOG Shots on goal	SVS Saves
TOT Total	TPP Time on power play	TS Total shots	



Shot Chart

슛 차트

JPN - SWE

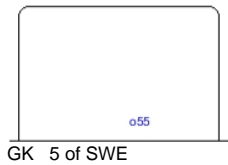
Shots by SWE

Goals (o): 1 SSG (+): 1
SSP (<): 0 SPG (-): 0



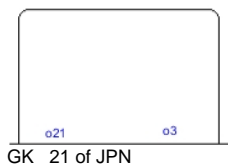
Shots by JPN

Goals (o): 1 SSG (+): 2
SSP (<): 0 SPG (-): 1



Shots by SWE

Goals (o): 2 SSG (+): 3
SSP (<): 0 SPG (-): 0



Legend:

GK Goalkeeper **SPG** Shots past goal **SSG** Shots saved by goalkeeper **SSP** Shots saved by player

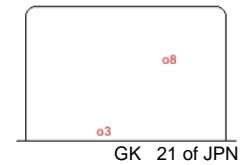
Shots by JPN

Goals (o): 0 SSG (+): 3
SSP (>): 0 SPG (-): 0



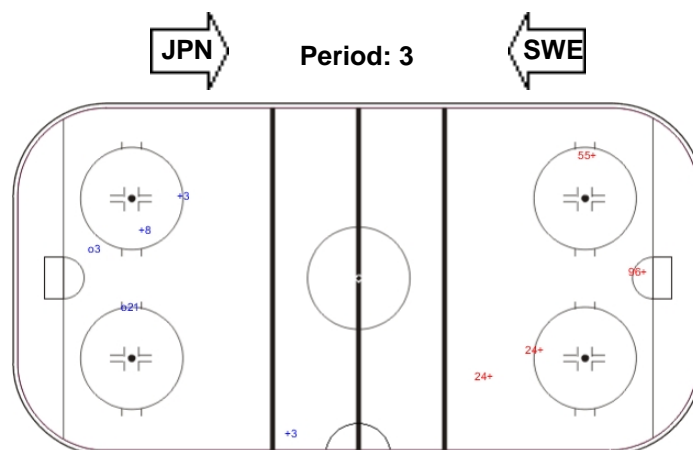
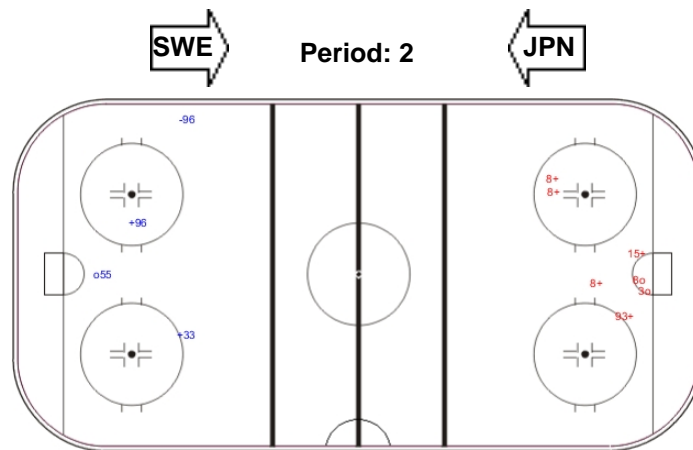
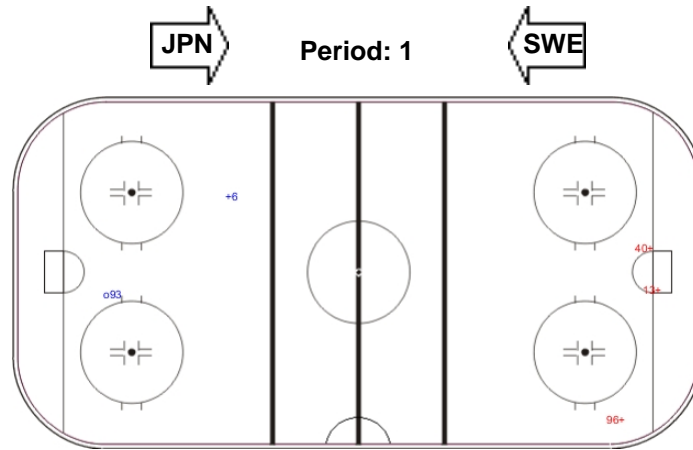
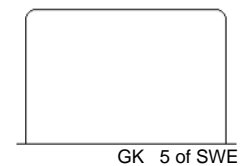
Shots by SWE

Goals (o): 2 SSG (+): 5
SSP (>): 0 SPG (-): 0



Shots by JPN

Goals (o): 0 SSG (+): 4
SSP (>): 0 SPG (-): 0





Face-off Chart

페이스오프 차트

JPN - SWE

PERIOD 1

	JPN		SWE		JPN		SWE		JPN		SWE		Total wins all zones
	Def. zone	Att. zone	Neutral zone		Att. zone	Def. zone	Att. zone	Def. zone	Att. zone	Def. zone			
	+ 13	- 15	+ 55	- 93	- 55	+ 93							
	+ 55	- 93	- 13	+ 15	+ 13	- 20							
	- 55	+ 15	+ 13	- 15									
	+ 55	- 15											
Total wins / period	3 / 75%	1 / 25%	2 / 67%	1 / 33%	1 / 50%	1 / 50%			6 / 67%	3 / 33%			

PERIOD 2

	JPN		SWE		JPN		SWE		JPN		SWE		Total wins all zones
	Def. zone	Att. zone	Neutral zone		Att. zone	Def. zone	Att. zone	Def. zone	Att. zone	Def. zone			
	+ 55	- 93	+ 55	- 93	- 13	+ 93							
	+ 13	- 93	- 13	+ 15	- 13	+ 15							
	+ 13	- 93	- 55	+ 15	+ 55	- 15							
	+ 55	- 93	- 55	+ 20	- 27	+ 93							
					+ 27	- 93							
Total wins / period	4 / 100%	0 / 0%	1 / 25%	3 / 75%	2 / 40%	3 / 60%			7 / 54%	6 / 46%			

PERIOD 3

	JPN		SWE		JPN		SWE		JPN		SWE		Total wins all zones
	Def. zone	Att. zone	Neutral zone		Att. zone	Def. zone	Att. zone	Def. zone	Att. zone	Def. zone			
	+ 13	- 15	+ 55	- 93	- 13	+ 20							
	- 13	+ 93	+ 13	- 15	+ 55	- 20							
	+ 55	- 93	- 13	+ 93	+ 55	- 93							
	- 55	+ 93	- 13	+ 93	- 55	+ 20							
	+ 55	- 20											
	+ 70	- 20											
Total wins / period	4 / 67%	2 / 33%	2 / 50%	2 / 50%	2 / 50%	2 / 50%			8 / 57%	6 / 43%			

TOTAL

	JPN		SWE		JPN		SWE		JPN		SWE		Total wins all zones
	Def. zone	Att. zone	Neutral zone		Att. zone	Def. zone	Att. zone	Def. zone	Att. zone	Def. zone			
Total wins / game	11 / 79%	3 / 21%	5 / 45%	6 / 55%	5 / 45%	6 / 55%			21 / 58%	15 / 42%			



HEAD TO HEAD

		SWE							
No.	15	20	93	Tot	wins JPN	Dz	Nz	Az	
JPN	13	4 - 3	1 - 1	2 - 4	15	7 47%	4 80%	2 33%	1 25%
	27			1 - 1	2	1 50%			1 50%
	55	2 - 2	2 - 2	8 - 2	18	12 67%	6 75%	3 60%	3 60%
	70		1 - 0		1	1 100%	1 100%		
	Tot	11	7	18	36	21 58%	11 79%	5 45%	5 45%
wins SWE	5 45%	3 43%	7 39%	15 42%					
Dz	1 50%	2 50%	3 60%	6 55%					
Nz	3 60%	1 100%	2 40%	6 55%					
Az	1 25%	0 0%	2 25%	3 21%					

Legend:

Az Attacking zone **Dz** Defending zone **No.** Jersey number **Nz** Neutral zone **Tot** Total face-offs played



Line-ups

라인업

NOR - CZE

Referee

WEBINGER Kevin (CAN)

Linesmen

CHAE Young-Jin (KOR) , HAN Youl (KOR)

Goalkeepers

Team: NOR

No.	Name	Gen
18	HAMAR Kjell Christian	M
19	DENG Kissinger	M

Team: CZE

No.	Name	Gen
1	KUDELA Martin	M
6	VAPENKA Michal	M

Team Line-ups

Team: NOR (red)

No.	Pos.	Name	Gen
3	D	PEDERSEN Rolf Einar	M
16	D	NORDSTOGA Knut Andre +A	M
9	F	VAERNES Morten +A	M
12	F	BOGLE Magnus	M
22	F	BAKKE Audun	M
23	D	KLAKEGG Jan Roger	M
24	D	AVDAL Thommas	M
15	F	SORHEIM Emil	M
17	F	SOLBERG Loyd R +C	M
71	F	OISETH Ola	M
7	D	HAGEN Eskil	M
27	F	VATNE Emil	M
77	F	AANEKRE Torstein	M

Head Coach: HEGDE Espen

NOT DRESSED:

10	F	RIVERA Tor Joakim	M
20	F	HAMRE Martin	M
29	F	SCHROEDER Lena	F

Team: CZE (white)

No.	Pos.	Name	Gen
29	D	KUBES Pavel +A	M
67	D	DOLEZAL Pavel	M
74	F	GEIER Michal +A	M
77	F	PALAT David	M
82	F	HABL Zdenek	M
11	D	WAGNER Karel	M
7	F	MOTYCKA David	M
24	F	SAFRANEK Zdenek +C	M
26	F	KLIMA Zdenek	M
96	F	KRUPICKA Zdenek	M
75	D	RAUL Jiri	M
15	F	NOVAK Martin	M

Head Coach: BRIZA Jiri

NOT DRESSED:

65	D	HRBEK Miroslav	M
----	---	----------------	---

Legend:

D	Defence	F	Female / Forward	Gen	Gender	M	Male
No.	Jersey number	Pos.	Position	+A	Assistant captain	+C	Captain



Graphical Line-ups

그래픽 라인업

NOR - CZE

Referee

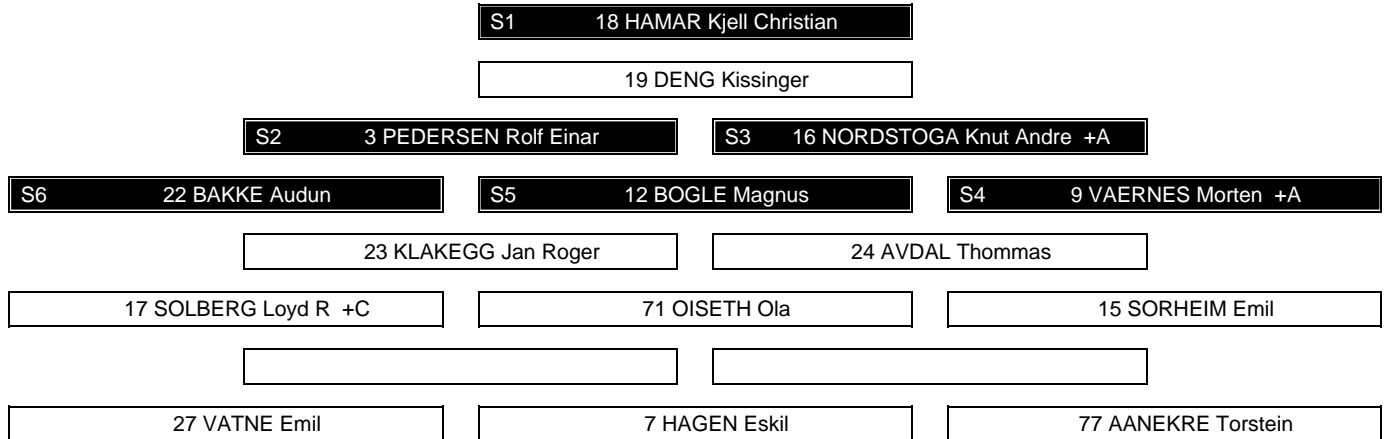
WEBINGER Kevin (CAN)

Linesmen

CHAE Young-Jin (KOR) , HAN Youl (KOR)

Team: NOR - Norway (red)

Head Coach: HEGDE Espen



Team: CZE - Czech Republic (white)

Head Coach: BRIZA Jiri



Legend:

Sn Starting position **+A** Assistant captain **+C** Captain



Game Summary

경기 요약

NOR - CZE 5 - 2 (2 - 1, 1 - 0, 2 - 1)

Spectators	Referee	Linesmen
4805	WEBINGER Kevin (CAN)	CHAE Young-Jin (KOR) , HAN Youl (KOR)

Team Statistics

Period	Score	SVS	SOG	PIM	TPP	PPG	SHG
1	2 : 1	3 : 4	6 : 4	2 : 4	02:54 : 00:54	0 : 0	0 : 0
2	1 : 0	2 : 3	4 : 2	2 : 25	05:00 : 02:00	1 : 0	0 : 0
3	2 : 1	2 : 0	2 : 3	6 : 2	00:00 : 02:18	0 : 1	1 : 0
Total	5 : 2	7 : 7	12 : 9	10 : 31	07:54 : 05:12	1 : 1	1 : 0

1st Period

Action	Time	ET/Res	Team	Type	No.	Name	(G)	Name of Assistant(s) / Action Description
GK	00:00		NOR		18	HAMAR KC		- Goalkeeper in
GK	00:00		CZE		1	KUDELA M		- Goalkeeper in
Goal	00:44	1 : 0	NOR	EQ	3	PEDERSEN RE	(4)	12 BOGLE M On Ice NOR 18 3 9 12 16 22 CZE 1 29 67 74 77 82
Penalty	00:58	02:58	CZE	2 min.	96	KRUPICKA Z		- Interference
Goal	03:39	2 : 0	NOR	EQ	22	BAKKE A	(4)	9 VAERNES M On Ice NOR 18 9 12 16 17 22 CZE 1 7 26 75 82 96
Penalty	10:42	12:42	CZE	2 min.	82	HABL Z		- Teeing
Penalty	11:36	13:36	NOR	2 min.	23	KLAKEGG JR		- Teeing
Goal	14:18	2 : 1	CZE	EQ	96	KRUPICKA Z	(2)	7 MOTYCKA D On Ice NOR 18 7 16 23 27 77 CZE 1 7 24 26 75 96

2nd Period

Action	Time	ET/Res	Team	Type	No.	Name	(G)	Name of Assistant(s) / Action Description
Penalty	20:36	25:36	CZE	5 min.	24	SAFRANEK Z		- Teeing / Served by: 11 WAGNER K
Penalty	20:36	45:00	CZE	20 min.	24	SAFRANEK Z		- Game Misconduct Penalty
Goal	23:44	3 : 1	NOR	PP1	3	PEDERSEN RE	(5)	On Ice NOR 18 3 12 15 23 71 CZE 1 29 67 74 82 *
Penalty	27:07	29:07	NOR	2 min.	23	KLAKEGG JR		- Interference

3rd Period

Action	Time	ET/Res	Team	Type	No.	Name	(G)	Name of Assistant(s) / Action Description
Penalty	35:11	35:29	NOR	2 min.	24	AVDAL T		- Interference
Goal	35:29	3 : 2	CZE	PP1	29	KUBES P	(3)	82 HABL Z 74 GEIER M On Ice NOR 18 9 16 22 23 CZE 1 29 67 74 77 82 *
Goal	40:05	4 : 2	NOR	EQ	22	BAKKE A	(5)	9 VAERNES M 3 PEDERSEN RE On Ice NOR 18 3 9 16 22 71 CZE 1 7 26 74 75 96
Penalty	40:45	42:45	NOR	2 min.	12	BOGLE M		- Roughing
Penalty	40:45	42:45	CZE	2 min.	77	PALAT D		- Roughing
Penalty	41:31	43:31	NOR	2 min.	3	PEDERSEN RE		- Interference
Time-out	41:31		CZE					
GK	41:31		CZE					1 KUDELA M - Goalkeeper out
Goal	42:03	5 : 2	NOR	SH1 ENG	22	BAKKE A	(6)	On Ice NOR 18 16 22 23 CZE 29 67 74 82 96
GK	42:03		CZE		1	KUDELA M		- Goalkeeper in
GK	42:17		CZE					1 KUDELA M - Goalkeeper out
Time-out	42:46		NOR					
GK	42:46		CZE		1	KUDELA M		- Goalkeeper in
GK	45:00		NOR					18 HAMAR KC - Goalkeeper out
GK	45:00		CZE					1 KUDELA M - Goalkeeper out



Goalkeeper Records

Team : NOR - Norway

No.	Name	SOG	SVS	MIP
18	HAMAR Kjell Christian	9	7	45:00
19	DENG Kissinger			

Team : CZE - Czech Republic

No.	Name	SOG	SVS	MIP
1	KUDELA Martin	11	7	43:59
6	VAPENKA Michal			

Game Statistics

Team : NOR (red)

Head Coach : HEGDE Espen

No.	Pos.	Name	Gen	G	A	P	PIM	FO+	FO-	FO+/-	FO%	Shots on Goal					+/-	Time on Ice					
												1	2	3	OT	TS		1	2	3	OT	TOT	SHF
3	D	PEDERSEN Rolf Einar	M	2	1	3	2	0	0	0	0.00	2	2	0	4	+2	9:45	8:48	8:03	26:36	17	1:33	
9	F	VAERNES Morten +A	M	0	2	2	0	2	3	-1	40.00	0	1	0	1	+3	6:01	7:57	4:53	18:51	15	1:15	
12	F	BOGLE Magnus	M	0	1	1	2	11	3	8	78.57	0	0	0	0	+2	4:23	6:13	3:47	14:23	15	0:57	
16	D	NORDSTOGA Knut Andre +A	M	0	0	0	0	0	0	0	0.00	2	0	0	2	+3	8:47	7:38	9:20	25:45	18	1:25	
22	F	BAKKE Audun	M	3	0	3	0	1	0	1	100.00	1	0	2	3	+4	8:26	8:39	4:33	21:38	15	1:26	
15	F	SORHEIM Emil	M	0	0	0	0	0	0	0	0.00	0	0	0	0	0	3:56	4:45	6:53	15:34	10	1:33	
17	F	SOLBERG Loyd R +C	M	0	0	0	0	1	0	1	100.00	0	0	0	0	+1	4:12	6:23	8:25	19:00	9	2:06	
23	D	KLAKEGG Jan Roger	M	0	0	0	4	0	0	0	0.00	0	1	0	1	0	6:58	8:54	7:28	23:20	17	1:22	
24	D	AVDAL Thommas	M	0	0	0	2	0	0	0	0.00	0	0	0	0	0	5:36	3:20	3:51	12:47	14	0:54	
71	F	OISETH Ola	M	0	0	0	0	8	6	2	57.14	0	0	0	0	+1	6:33	6:54	7:04	20:31	11	1:51	
7	D	HAGEN Eskil	M	0	0	0	0	4	6	-2	40.00	1	0	0	1	-1	2:39	0:35	2:30	5:44	8	0:43	
27	F	VATNE Emil	M	0	0	0	0	0	0	0	0.00	0	0	0	0	-1	2:44	0:35	2:01	5:20	7	0:45	
77	F	AANEKRE Torstein	M	0	0	0	0	0	0	0	0.00	0	0	0	0	-1	2:53	2:15	1:46	6:54	8	0:51	
18	GK	HAMAR Kjell Christian	M	0	0	0	0					0	0	0	0								
19	GK	DENG Kissinger	M	0	0	0	0					0	0	0	0								
Total				5	4	9	10	27	18	9	60.00	6	4	2	12								

Team : CZE (white)

Head Coach : BRIZA Jiri

No.	Pos.	Name	Gen	G	A	P	PIM	FO+	FO-	FO+/-	FO%	Shots on Goal					+/-	Time on Ice					
												1	2	3	OT	TS		1	2	3	OT	TOT	SHF
29	D	KUBES Pavel +A	M	1	0	1	0	0	0	0	0.00	1	0	1	2	-2	7:40	9:29	11:46	28:55	23	1:15	
67	D	DOLEZAL Pavel	M	0	0	0	0	0	0	0	0.00	0	0	0	0	-2	8:11	9:06	10:46	28:03	23	1:13	
74	F	GEIER Michal +A	M	0	1	1	0	2	1	1	66.67	1	1	2	4	-3	7:43	8:49	10:30	27:02	21	1:17	
77	F	PALAT David	M	0	0	0	2	0	0	0	0.00	0	1	0	1	-1	7:25	6:45	6:15	20:25	20	1:01	
82	F	HABL Zdenek	M	0	1	1	2	9	15	-6	37.50	0	0	0	0	-3	8:06	9:27	10:50	28:23	21	1:21	
7	F	MOTYCKA David	M	0	1	1	0	0	0	0	0.00	0	0	0	0	-1	7:11	5:32	3:12	15:55	20	0:47	
11	D	WAGNER Karel	M	0	0	0	0	2	3	-1	40.00	0	0	0	0	0	2:04	1:50	4:07	8:01	9	0:53	
24	F	SAFRANEK Zdenek +C	M	0	0	0	25	3	5	-2	37.50	0	0	0	0	+1	5:58	2:43	0:00	8:41	10	0:52	
26	F	KLIMA Zdenek	M	0	0	0	0	0	0	0	0.00	0	0	0	0	-1	3:01	3:13	4:27	10:41	13	0:49	
96	F	KRUPICKA Zdenek	M	1	0	1	2	1	2	-1	33.33	1	0	0	1	-2	4:16	5:57	7:44	17:57	18	0:59	
15	F	NOVAK Martin	M	0	0	0	0	0	1	-1	0.00	0	0	0	0	0	2:15	1:16	0:00	3:31	4	0:52	
75	D	RAUL Jiri	M	0	0	0	0	1	0	1	100.00	1	0	0	1	-1	6:39	5:51	4:09	16:39	19	0:52	
1	GK	KUDELA Martin	M	0	0	0	0					0	0	0	0								
6	GK	VAPENKA Michal	M	0	0	0	0					0	0	0	0								
Total				2	3	5	31	18	27	-9	40.00	4	2	3	9								

Legend:			
(G) Goals in tournament	*	does not count for Plus/minus	+/- Plus/minus net
+C Captain	A	Assists	AVG Average time on ice / shift
ENG Empty net goal	EQ	Equal strength	ET/Res Penalty end time/Result of game
FO- Face-offs lost	FO%	Face-offs won as percentage	FO+ Face-offs won
G Goals	Gen	Gender	GK Goalkeeper
MIP Minutes in play (GK)	No.	Jersey number	OT Overtime
PIM Penalties in minutes	Pos.	Position	PP1 Power play - 1 player
SH1 Shorthanded - 1 player	SHF	Number of shifts	SHG Shorthanded goals
SVS Saves	TOT	Total	TPP Time on power play
			+A Assistant captain
			D Defence
			F Forward
			FO+/- Face-offs net
			M Male
			P Points
			PPG Power play goals
			SOG Shots on goal
			TS Total shots



Shot Chart
슛 차트
NOR - CZE

Shots by NOR
Goals (o): 2
SSP (<): 1

SSG (+): 4
SPG (-): 2



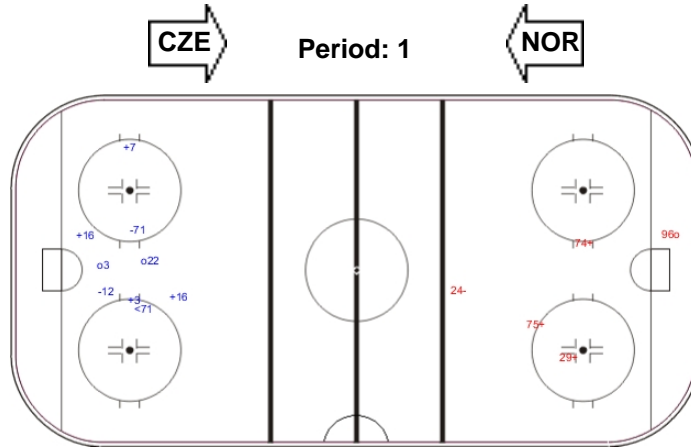
GK 1 of CZE

Shots by CZE
Goals (o): 1
SSP (>): 0

SSG (+): 3
SPG (-): 1



GK 18 of NOR



Shots by CZE
Goals (o): 0
SSP (<): 1


SSG (+): 2
SPG (-): 1



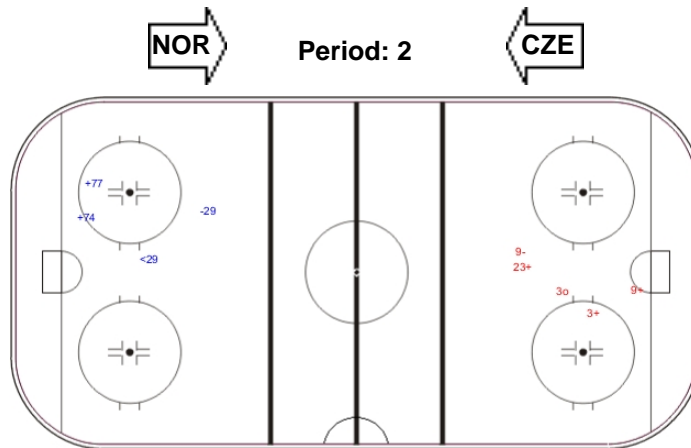
GK 18 of NOR

Shots by NOR
Goals (o): 1
SSP (>): 0

SSG (+): 3
SPG (-): 1




GK 1 of CZE



Shots by NOR
Goals (o): 2
SSP (<): 1


SSG (+): 0
SPG (-): 3



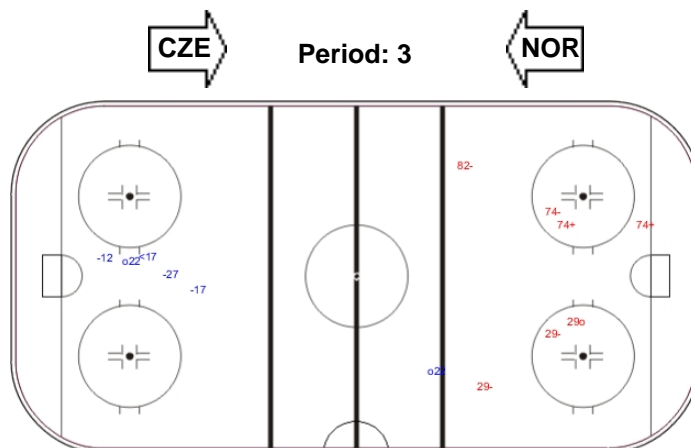
GK 1 of CZE

Shots by CZE
Goals (o): 1
SSP (>): 0

SSG (+): 2
SPG (-): 4



GK 18 of NOR



Legend:
ENG Empty net goal GK Goalkeeper SPG Shots past goal SSG Shots saved by goalkeeper SSP Shots saved by player



Face-off Chart

페이스오프 차트

NOR - CZE

PERIOD 1

	NOR		CZE		NOR		CZE		NOR		CZE		Total wins all zones
	Def. zone	Att. zone	Neutral zone	Neutral zone	Att. zone	Def. zone	Att. zone	Def. zone	Att. zone	Def. zone	Att. zone		
	+ 7	- 82	+ 12	- 82	- 9	+ 74							
	- 71	+ 74	+ 17	- 24	+ 71	- 82							
			+ 71	- 24	- 7	+ 24							
			- 7	+ 24	- 12	+ 82							
			- 7	+ 24	- 71	+ 82							
			+ 12	- 82	+ 9	- 96							
Total wins / period	1 / 50%	1 / 50%	4 / 67%	2 / 33%	2 / 33%	4 / 67%	7 / 50%	7 / 50%					

PERIOD 2

	NOR		CZE		NOR		CZE		NOR		CZE		Total wins all zones
	Def. zone	Att. zone	Neutral zone	Neutral zone	Att. zone	Def. zone	Att. zone	Def. zone	Att. zone	Def. zone	Att. zone		
	+ 7	- 82	+ 12	- 82	- 71	+ 75							
	- 7	+ 82	- 71	+ 96	+ 71	- 24							
	+ 12	- 24			+ 12	- 82							
	+ 12	- 24			+ 71	- 74							
	- 9	+ 82			+ 12	- 82							
	- 71	+ 82											
	+ 12	- 15											
	+ 12	- 82											
Total wins / period	5 / 63%	3 / 37%	1 / 50%	1 / 50%	4 / 80%	1 / 20%	10 / 67%	5 / 33%					

PERIOD 3

	NOR		CZE		NOR		CZE		NOR		CZE		Total wins all zones
	Def. zone	Att. zone	Neutral zone	Neutral zone	Att. zone	Def. zone	Att. zone	Def. zone	Att. zone	Def. zone	Att. zone		
	- 71	+ 11	- 7	+ 82	+ 12	- 11							
	- 9	+ 82	+ 7	- 11	+ 71	- 82							
	+ 12	- 82	- 12	+ 82	+ 71	- 11							
	+ 22	- 82	- 12	+ 11	+ 7	- 82							
	+ 71	- 82	+ 9	- 82									
			- 7	+ 82									
			+ 71	- 96									
Total wins / period	3 / 60%	2 / 40%	3 / 43%	4 / 57%	4 / 100%	0 / 0%	10 / 63%	6 / 37%					

TOTAL

	NOR		CZE		NOR		CZE		NOR		CZE		Total wins all zones
	Def. zone	Att. zone	Neutral zone	Neutral zone	Att. zone	Def. zone	Att. zone	Def. zone	Att. zone	Def. zone	Att. zone		
Total wins / game	9 / 60%	6 / 40%	8 / 53%	7 / 47%	10 / 67%	5 / 33%	27 / 60%	18 / 40%					



HEAD TO HEAD

		CZE											
No.		11	15	24	74	75	82	96	Tot	wins NOR	Dz	Nz	Az
NOR	7	1 - 0		0 - 3			3 - 3		10	4 40%	2 67%	1 20%	1 50%
	9				0 - 1		1 - 2	1 - 0	5	2 40%	0 0%	1 100%	1 50%
	12	1 - 1	1 - 0	2 - 0			7 - 2		14	11 79%	5 100%	3 60%	3 75%
	17			1 - 0					1	1 100%		1 100%	
	22						1 - 0		1	1 100%	1 100%		
	71	1 - 1		2 - 0	1 - 1	0 - 1	3 - 2	1 - 1	14	8 57%	1 25%	2 67%	5 71%
Tot		5	1	8	3	1	24	3	45	27 60%	9 60%	8 53%	10 67%
wins CZE		2 40%	0 0%	3 38%	2 67%	1 100%	9 38%	1 33%	18 40%				
Dz		0 0%		1 50%	1 50%	1 100%	2 29%	0 0%	5 33%				
Nz		1 50%		2 50%			3 43%	1 50%	7 47%				
Az		1 100%	0 0%	0 0%	1 100%		4 40%		6 40%				

Legend:
Az Attacking zone **Dz** Defending zone **No.** Jersey number **Nz** Neutral zone **Tot** Total face-offs played



Line-ups

라인업

CAN - KOR

Referee

NIKOLIC Kristijan (AUT)

Linesmen

LUNDEN Andreas (SWE) , NOTHEGGER David (AUT)

Goalkeepers

Team: CAN

No.	Name	Gen
30	WATSON Corbin	M
31	LAROCQUE Dominic	M

Team: KOR

No.	Name	Gen
32	LEE Jae Woong	M
31	YU Man Gyun	M

Team Line-ups

Team: CAN (red)

No.	Pos.	Name	Gen
11	D	DIXON Adam +A	M
14	D	ARSENAULT Steve	M
8	F	McGREGOR Tyler +A	M
12	F	WESTLAKE Greg +C	M
19	F	COZZOLINO Dom	M
6	D	ARMSTRONG Rob	M
27	D	BOWDEN Brad	M
10	F	DELANEY Ben	M
18	F	BRIDGES Billy	M
23	F	HICKEY Liam	M
4	F	DUNN James	M
9	F	SMITH Corbyn	M
20	F	SHOLOMICKI Bryan	M

Head Coach: BABEY Ken

NOT DRESSED:

5	D	HENRY Tyrone	M
25	D	GEMMELL James	M

Team: KOR (white)

No.	Pos.	Name	Gen
10	D	CHO Young Jae	M
68	D	HAN Min Su +C	M
14	F	JUNG Seung Hwan +A	M
27	F	CHO Byeong Seok	M
28	F	LEE Jong Kyung	M
12	D	KIM Young Sung	M
20	D	JANG Dong Shin	M
21	F	LEE Ju Seung	M
23	F	LEE Yong Min	M
55	F	JANG Jong Ho +A	M
89	D	LEE Ji Hoon	M
26	F	KIM Dea Jung	M
97	F	CHOI Si Woo	M

Head Coach: SEO Kwang Suk

NOT DRESSED:

7	F	CHOI Kwang Hyouk	M
44	D	LEE Hae Man	M

Legend:

D	Defence	F	Forward	Gen	Gender	M	Male
No.	Jersey number	Pos.	Position	+A	Assistant captain	+C	Captain



Graphical Line-ups

그래픽 라인업

CAN - KOR

Referee

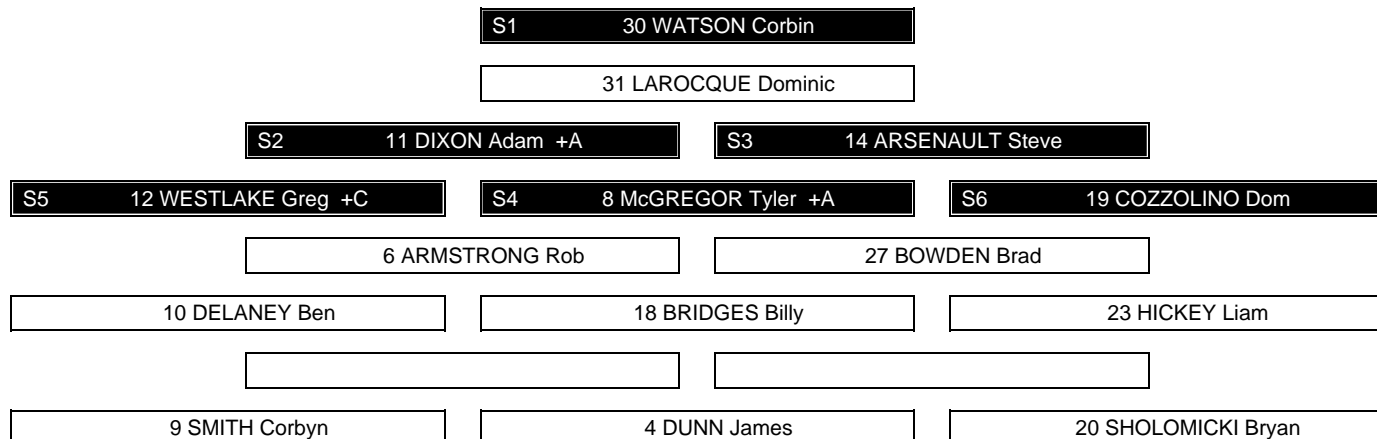
NIKOLIC Kristijan (AUT)

Linesmen

LUNDEN Andreas (SWE) , NOTHEGGER David (AUT)

Team: CAN - Canada (red)

Head Coach: BABEY Ken



Team: KOR - Republic of Korea (white)

Head Coach: SEO Kwang Suk



Legend:			
Sn	Starting position	+A	Assistant captain
		+C	Captain



Game Summary

경기 요약

CAN - KOR 7 - 0 (4 - 0, 1 - 0, 2 - 0)

Spectators	Referee	Linesmen
6603	NIKOLIC Kristijan (AUT)	LUNDEN Andreas (SWE) , NOTHEGGER David (AUT)

Team Statistics

Period	Score	SVS	SOG	PIM	TPP	PPG	SHG
1	4 : 0	1 : 8	12 : 1	0 : 0	00:00 : 00:00	0 : 0	0 : 0
2	1 : 0	0 : 5	6 : 0	6 : 2	00:44 : 03:14	1 : 0	0 : 0
3	2 : 0	1 : 4	6 : 1	2 : 0	00:00 : 03:27	0 : 0	0 : 0
Total	7 : 0	2 : 17	24 : 2	8 : 2	00:44 : 06:41	1 : 0	0 : 0

1st Period

Action	Time	ET/Res	Team	Type	No.	Name	(G)	Name of Assistant(s) / Action Description
GK	00:00		CAN		30	WATSON C		- Goalkeeper in
GK	00:00		KOR		32	LEE JW		- Goalkeeper in
Goal	04:17	1 : 0	CAN	EQ	23	HICKEY L	(6)	18 BRIDGES B On Ice CAN 30 6 10 18 23 27 KOR 32 10 14 27 28 68
Goal	06:00	2 : 0	CAN	EQ	19	COZZOLINO D	(3)	On Ice CAN 30 8 11 12 14 19 KOR 32 12 14 20 21 27
Goal	13:25	3 : 0	CAN	EQ	12	WESTLAKE G	(3)	19 COZZOLINO D 8 McGREGOR T On Ice CAN 30 6 8 11 12 19 KOR 32 12 20 21 23 55
Goal	14:19	4 : 0	CAN	EQ	18	BRIDGES B	(4)	10 DELANEY B 6 ARMSTRONG R On Ice CAN 30 6 10 14 18 23 KOR 32 10 26 68 89 97

2nd Period

Action	Time	ET/Res	Team	Type	No.	Name	(G)	Name of Assistant(s) / Action Description
Penalty	17:58	18:42	KOR	2 min.	12	KIM YS		- Holding an opponent
Goal	18:42	5 : 0	CAN	PP1	18	BRIDGES B	(5)	8 McGREGOR T 11 DIXON A On Ice CAN 30 8 11 12 18 19 KOR 32 10 23 68 89 *
Penalty	19:18	21:18	CAN	2 min.	27	BOWDEN B		- Teeing
Penalty	28:46	30:46	CAN	2 min.	14	ARSENAULT S		- Roughing
Penalty	29:27	31:27	CAN	2 min.	12	WESTLAKE G		- Delaying the Game

3rd Period

Action	Time	ET/Res	Team	Type	No.	Name	(G)	Name of Assistant(s) / Action Description
GK	30:00		CAN		31	LAROCQUE D		- Goalkeeper in
Goal	35:48	6 : 0	CAN	EQ	8	McGREGOR T	(7)	12 WESTLAKE G On Ice CAN 31 8 12 14 19 27 KOR 32 12 20 23 26 89
Penalty	39:41	41:41	CAN	2 min.	20	SHOLOMICKI B		- Elbowing
Goal	42:41	7 : 0	CAN	EQ	8	McGREGOR T	(8)	6 ARMSTRONG R 19 COZZOLINO D On Ice CAN 31 6 8 11 12 19 KOR 32 10 23 26 68 89
Time-out	44:35		KOR					
GK	45:00		CAN					31 LAROCQUE D - Goalkeeper out
GK	45:00		KOR					32 LEE JW - Goalkeeper out

Goalkeeper Records

Team : CAN - Canada

Team : KOR - Republic of Korea

No.	Name	SOG	SVS	MIP	No.	Name	SOG	SVS	MIP
30	WATSON Corbin	1	1	30:00	32	LEE Jae Woong	24	17	45:00
31	LAROCQUE Dominic	1	1	15:00	31	YU Man Gyun			

Game Statistics

Team : CAN (red)																								
Head Coach : BABEY Ken										Shots on Goal			Time on Ice											
No.	Pos.	Name	Gen	G	A	P	PIM	FO+	FO-	FO+/-	FO%	1	2	3	OT	TS	+/-	1	2	3	OT	TOT	SHF	AVG
8	F	McGREGOR Tyler +A	M	2	2	4	0	10	5	5	66.67	4	1	2		7	+4	5:36	6:35	5:07		17:18	14	1:14
11	D	DIXON Adam +A	M	0	1	1	0	0	0	0	0.00	0	0	0		0	+3	9:48	9:40	8:15		27:43	18	1:32



Head Coach : BABEY Ken											Shots on Goal				Time on Ice										
No.	Pos.	Name	Gen	G	A	P	PIM	FO+	FO-	FO+/-	FO%	1	2	3	OT	TS	+/-	1	2	3	OT	TOT	SHF	AVG	
12	F	WESTLAKE Greg +C	M	1	1	2	2	0	0	0	0.00	2	0	0		2	+4	5:28	6:33	3:57		15:58	14	1:08	
14	D	ARSENAULT Steve	M	0	0	0	2	0	0	0	0.00	0	0	1		1	+3	7:06	7:53	10:23		25:22	19	1:20	
19	F	COZZOLINO Dom	M	1	2	3	0	0	0	0	0.00	2	0	1		3	+4	5:21	3:59	4:33		13:53	12	1:09	
6	D	ARMSTRONG Rob	M	0	2	2	0	0	0	0	0.00	0	1	0		1	+4	7:09	6:44	7:55		21:48	21	1:02	
10	F	DELANEY Ben	M	0	1	1	0	0	0	0	0.00	0	0	1		1	+2	7:21	4:36	6:04		18:01	12	1:30	
18	F	BRIDGES Billy	M	2	1	3	0	12	3	9	80.00	1	1	1		3	+2	6:40	5:41	4:37		16:58	16	1:03	
23	F	HICKEY Liam	M	1	0	1	0	0	0	0	0.00	2	1	0		3	+2	7:00	5:28	7:48		20:16	14	1:26	
27	D	BOWDEN Brad	M	0	0	0	2	0	0	0	0.00	0	1	0		1	+2	5:48	5:03	2:36		13:27	13	1:02	
4	F	DUNN James	M	0	0	0	0	4	0	4	100.00	0	1	0		1	0	2:23	2:56	2:12		7:31	9	0:50	
9	F	SMITH Corbyn	M	0	0	0	0	0	0	0	0.00	1	0	0		1	0	2:13	2:39	3:29		8:21	8	1:02	
20	F	SHOLOMICKI Bryan	M	0	0	0	2	0	0	0	0.00	0	0	0		0	0	2:47	3:10	3:37		9:34	11	0:52	
30	GK	WATSON Corbin	M	0	0	0	0					0	0	0		0									
31	GK	LAROCQUE Dominic	M	0	0	0	0					0	0	0		0									
Total				7	10	17	8	26	8	18	76.47	12	6	6		24									

Team : KOR (white)

Head Coach : SEO Kwang Suk											Shots on Goal				Time on Ice										
No.	Pos.	Name	Gen	G	A	P	PIM	FO+	FO-	FO+/-	FO%	1	2	3	OT	TS	+/-	1	2	3	OT	TOT	SHF	AVG	
10	D	CHO Young Jae	M	0	0	0	0	0	0	0	0.00	0	0	0		0	-3	6:40	8:06	9:11		23:57	17	1:24	
14	F	JUNG Seung Hwan +A	M	0	0	0	0	0	0	0	0.00	1	0	0		1	-2	8:21	6:51	7:51		23:03	17	1:21	
27	F	CHO Byeong Seok	M	0	0	0	0	5	7	-2	41.67	0	0	0		0	-2	7:04	6:30	6:08		19:42	16	1:13	
28	F	LEE Jong Kyung	M	0	0	0	0	0	1	-1	0.00	0	0	0		0	-1	7:42	6:09	4:41		18:32	15	1:14	
68	D	HAN Min Su +C	M	0	0	0	0	0	0	0	0.00	0	0	0		0	-3	7:09	7:52	9:17		24:18	18	1:21	
12	D	KIM Young Sung	M	0	0	0	2	0	0	0	0.00	0	0	0		0	-3	7:50	7:06	6:01		20:57	18	1:09	
20	D	JANG Dong Shin	M	0	0	0	0	0	0	0	0.00	0	0	0		0	-3	8:19	6:53	5:27		20:39	16	1:17	
21	F	LEE Ju Seung	M	0	0	0	0	1	1	0	50.00	0	0	0		0	-2	6:50	5:38	6:50		19:18	16	1:12	
23	F	LEE Yong Min	M	0	0	0	0	0	5	-5	0.00	0	0	0		0	-3	5:55	2:41	3:10		11:46	13	0:54	
55	F	JANG Jong Ho +A	M	0	0	0	0	2	8	-6	20.00	0	0	0		0	-1	6:20	5:19	4:52		16:31	15	1:06	
26	F	KIM Dea Jung	M	0	0	0	0	0	0	0	0.00	0	0	0		0	-3	0:54	2:09	4:16		7:19	7	1:02	
89	D	LEE Ji Hoon	M	0	0	0	0	0	2	-2	0.00	0	0	0		0	-3	0:54	3:10	3:17		7:21	9	0:49	
97	F	CHOI Si Woo	M	0	0	0	0	0	2	-2	0.00	0	0	1		1	-1	0:54	5:26	3:58		10:18	11	0:56	
31	GK	YU Man Gyun	M	0	0	0	0					0	0	0		0									
32	GK	LEE Jae Woong	M	0	0	0	0					0	0	0		0									
Total				0	0	0	2	8	26	-18	23.53	1	0	1		2									

Legend:

(G) Goals in tournament	* does not count for Plus/minus	+/- Plus/minus net	+A Assistant captain
+C Captain	A Assists	AVG Average time on ice / shift	D Defence
EQ Equal strength	ET/Res Penalty end time/Result of game	F Forward	FO- Face-offs lost
FO% Face-offs won as percentage	FO+ Face-offs won	FO+/- Face-offs net	G Goals
Gen Gender	GK Goalkeeper	M Male	MIP Minutes in play (GK)
No. Jersey number	OT Overtime	P Points	PIM Penalties in minutes
Pos. Position	PP1 Power play - 1 player	PPG Power play goals	SHF Number of shifts
SHG Shorthanded goals	SOG Shots on goal	SVS Saves	TOT Total
TPP Time on power play	TS Total shots		



Shot Chart

슛 차트

CAN - KOR

Shots by KOR

Goals (o): 0 SSG (+): 1
SSP (<): 1 SPG (-): 0



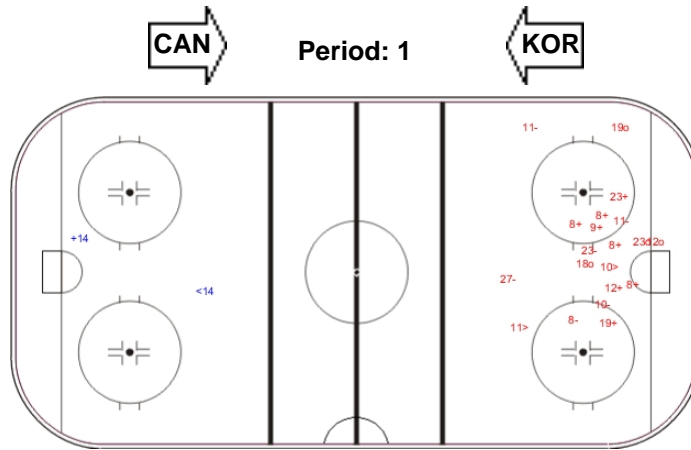
GK 30 of CAN

Shots by CAN

Goals (o): 4 SSG (+): 8
SSP (>): 2 SPG (-): 6



GK 32 of KOR



Shots by CAN

Goals (o): 1 SSG (+): 5
SSP (<): 1 SPG (-): 1



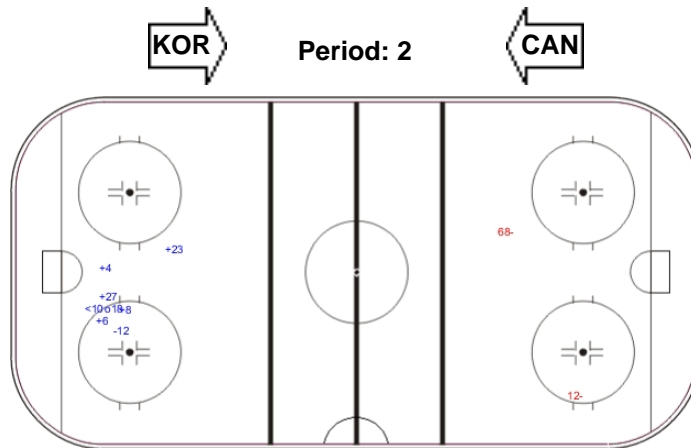
GK 32 of KOR

Shots by KOR

Goals (o): 0 SSG (+): 0
SSP (>): 0 SPG (-): 2




GK 30 of CAN



Shots by KOR

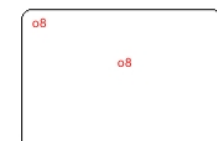
Goals (o): 0 SSG (+): 1
SSP (<): 0 SPG (-): 2



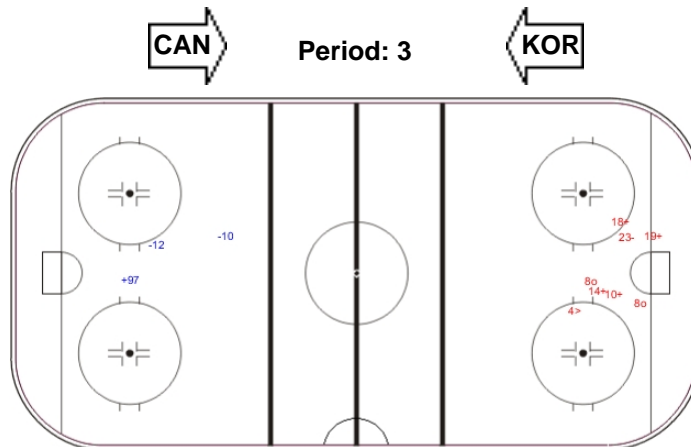
GK 30 of CAN

Shots by CAN

Goals (o): 2 SSG (+): 4
SSP (>): 1 SPG (-): 1



GK 32 of KOR



Legend:			
GK	Goalkeeper	SPG	Shots past goal
SSG	Shots saved by goalkeeper	SSP	Shots saved by player



Face-off Chart

페이스오프 차트

CAN - KOR

PERIOD 1

CAN	KOR	CAN	KOR	CAN	KOR	Total wins all zones	
						CAN	KOR
Def. zone	Att. zone	Neutral zone		Att. zone	Def. zone	8 / 73%	3 / 27%
		- 8	+ 27	+ 8	- 23		
		+ 4	- 55	- 18	+ 27		
		- 8	+ 27	+ 18	- 27		
		+ 18	- 55	+ 8	- 27		
		+ 8	- 55				
		+ 18	- 97				
		+ 4	- 27				
Total wins / period		5 / 71%	2 / 29%	3 / 75%	1 / 25%		

PERIOD 2

CAN	KOR	CAN	KOR	CAN	KOR	Total wins all zones	
						CAN	KOR
Def. zone	Att. zone	Neutral zone		Att. zone	Def. zone	11 / 85%	2 / 15%
+ 18	- 55	- 8	+ 27	+ 18	- 21		
+ 8	- 23	+ 4	- 27	+ 18	- 23		
+ 8	- 55	+ 8	- 27	+ 4	- 55		
+ 18	- 28	+ 8	- 23	- 18	+ 27		
				+ 18	- 27		
Total wins / period		4 / 100%	0 / 0%	3 / 75%	1 / 25%		

PERIOD 3

CAN	KOR	CAN	KOR	CAN	KOR	Total wins all zones	
						CAN	KOR
Def. zone	Att. zone	Neutral zone		Att. zone	Def. zone	7 / 70%	3 / 30%
+ 8	- 23	+ 18	- 27				
+ 18	- 55	- 8	+ 55				
- 8	+ 21	+ 8	- 89				
+ 18	- 55	- 18	+ 55				
+ 18	- 97	+ 8	- 89				
Total wins / period		4 / 80%	1 / 20%	3 / 60%	2 / 40%		

TOTAL

CAN	KOR	CAN	KOR	CAN	KOR	Total wins all zones	
						CAN	KOR
Def. zone	Att. zone	Neutral zone		Att. zone	Def. zone	26 / 76%	8 / 24%
Total wins / game		8 / 89%	1 / 11%	11 / 69%	5 / 31%		



HEAD TO HEAD

		KOR												
		No.	21	23	27	28	55	89	97	Tot	wins CAN	Dz	Nz	Az
CAN	4				2 - 0			2 - 0		4	4 100%		3 100%	1 100%
	8	0 - 1	4 - 0	2 - 3			2 - 1	2 - 0		15	10 67%	3 75%	5 56%	2 100%
	18	1 - 0	1 - 0	3 - 2	1 - 0		4 - 1		2 - 0	15	12 80%	5 100%	3 75%	4 67%
Tot			2	5	12	1	10	2	2	34	26 76%	8 89%	11 69%	7 78%
wins KOR			1 50%	0 0%	5 42%	0 0%	2 20%	0 0%	0 0%	8 24%				
Dz			0 0%	0 0%	2 40%		0 0%			2 22%				
Nz				0 0%	3 43%		2 40%	0 0%	0 0%	5 31%				
Az			1 100%	0 0%		0 0%	0 0%		0 0%	1 11%				

Legend:

Az Attacking zone **Dz** Defending zone **No.** Jersey number **Nz** Neutral zone **Tot** Total face-offs played



Line-ups

라인업

USA - ITA

Referee

WEBINGER Kevin (CAN)

Goalkeepers

Team: USA

No.	Name	Gen
34	CASH Steve	M
32	LEE Jen	M

Team Line-ups

Team: USA (blue)

No.	Pos.	Name	Gen
11	D	CARRON Tyler	M
15	D	LANDEROS Nikko +A	M
4	F	ROYBAL Brody	M
24	F	MISIEWICZ Joshua	M
88	F	McKEE Kevin	M
5	D	HANNING JR Billy	M
27	D	PAULS Josh +C	M
8	F	WALLACE Jack	M
16	F	FARMER Declan +A	M
20	F	PAGE Adam	M
9	F	DODSON Travis	M
13	F	McDERMOTT Luke	M
22	F	GROVE Noah	M

Head Coach: GOSSELIN Guy

NOT DRESSED:

3	D	DEQUEBEC Ralph	M
23	F	ROMAN Rico	M

Linesmen

CHAE Young-Jin (KOR) , CLARK Matt (CAN)

Team: ITA

No.	Name	Gen
1	STILLITANO Santino	M
15	ARAUDO Gabriele	M

Team: ITA (white)

No.	Pos.	Name	Gen
3	D	ROSA Gianluigi +A	M
6	D	CAVALIERE Gian Luca +C	M
7	F	WINKLER Werner +A	M
9	F	KALEGARIS Sandro	M
10	F	KAFMANN Stephan	M
18	D	MACRI Andrea	M
11	F	LARCH Nils	M
26	F	ANTOCHI Eusebiu	M
62	F	DEPAOLI Christoph	M
68	F	CORVINO Valerio	M
14	D	BALOSSETTI Bruno	M
8	F	RADICE Roberto	M
27	F	ANDREONI Alessandro	M

Head Coach: da RIN Massimo

NOT DRESSED:

5	D	PLANKER Florian	M
73	F	LEPERDI Greg	M

Legend:

D	Defence	F	Forward	Gen	Gender	M	Male
No.	Jersey number	Pos.	Position	+A	Assistant captain	+C	Captain



Graphical Line-ups

그래픽 라인업

USA - ITA

Referee

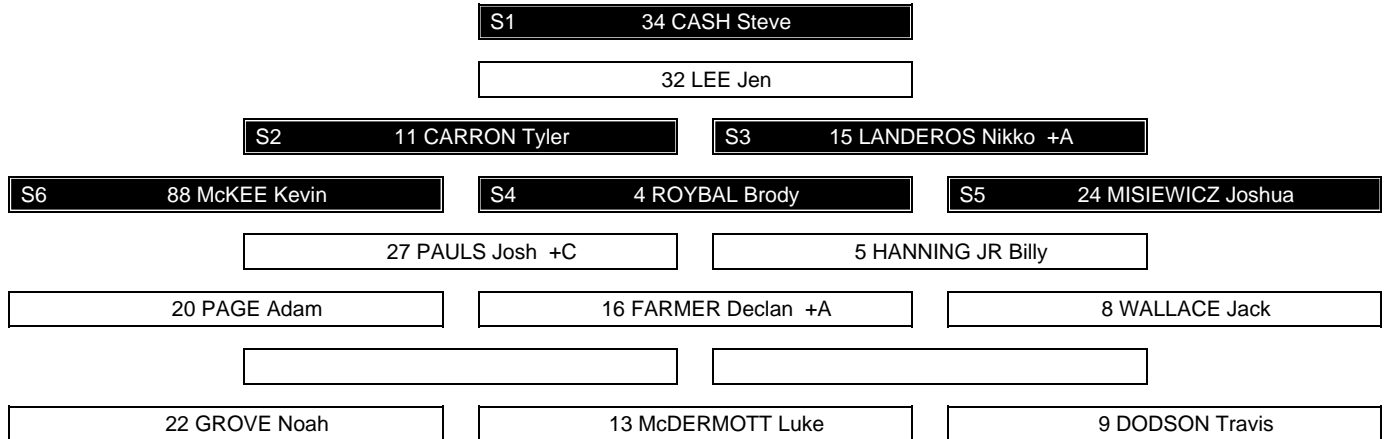
WEBINGER Kevin (CAN)

Linesmen

CHAE Young-Jin (KOR) , CLARK Matt (CAN)

Team: USA - United States (blue)

Head Coach: GOSSELIN Guy



Team: ITA - Italy (white)

Head Coach: da RIN Massimo



Legend:

Sn Starting position

+A Assistant captain

+C Captain



Game Summary

경기 요약

REVISED
15 MAR 22:06

USA - ITA 10 - 1 (5 - 0, 3 - 0, 2 - 1)

Spectators	Referee	Linesmen
4889	WEBINGER Kevin (CAN)	CHAE Young-Jin (KOR) , CLARK Matt (CAN)

Team Statistics

Period	Score	SVS	SOG	PIM	TPP	PPG	SHG
1	5 : 0	2 : 9	14 : 2	2 : 6	02:34 : 00:06	1 : 0	0 : 0
2	3 : 0	0 : 13	16 : 0	12 : 4	02:52 : 00:00	1 : 0	0 : 0
3	2 : 1	1 : 1	3 : 2	2 : 4	01:16 : 03:58	1 : 1	0 : 0
Total	10 : 1	3 : 23	33 : 4	16 : 14	06:42 : 04:04	3 : 1	0 : 0

1st Period

Action	Time	ET/Res	Team	Type	No.	Name	(G)	Name of Assistant(s) / Action Description
GK	00:00		USA		34	CASH S		- Goalkeeper in
GK	00:00		ITA		15	ARAUDO G		- Goalkeeper in
Goal	03:23	1 : 0	USA	EQ	22	GROVE N	(2)	15 LANDEROS N On Ice USA 34 9 11 13 15 22 ITA 15 3 6 8 14 27
Goal	03:58	2 : 0	USA	EQ	24	MISIEWICZ J	(3)	27 PAULS J 4 ROYBAL B On Ice USA 34 4 5 24 27 88 ITA 15 3 6 9 14 27
Goal	04:09	3 : 0	USA	EQ	4	ROYBAL B	(9)	27 PAULS J 24 MISIEWICZ J On Ice USA 34 4 5 24 27 88 ITA 15 7 9 10 18 26
Time-out	04:09		ITA					
Penalty	08:56	10:56	ITA	2 min.	6	CAVALIERE GL		- Teeing
Penalty	09:33	11:33	USA	2 min.	24	MISIEWICZ J		- Interference
Penalty	11:02	13:02	ITA	2 min.	18	MACRI A		- Teeing
Penalty	13:22	13:50	ITA	2 min.	26	ANTOCHI E		- Elbowing
Goal	13:50	4 : 0	USA	PP1	15	LANDEROS N	(2)	On Ice USA 34 4 15 16 24 27 ITA 15 3 11 18 62 *
Goal	14:56	5 : 0	USA	EQ	13	McDERMOTT L	(2)	22 GROVE N On Ice USA 34 5 9 11 13 22 ITA 15 7 9 10 18 26

2nd Period

Action	Time	ET/Res	Team	Type	No.	Name	(G)	Name of Assistant(s) / Action Description
GK	15:00		USA		32	LEE J		- Goalkeeper in
GK	15:00		ITA		1	STILLITANO S		- Goalkeeper in
Penalty	22:00	22:52	ITA	2 min.	9	KALEGARIS S		- Boarding
Goal	22:52	6 : 0	USA	PP1	4	ROYBAL B	(10)	24 MISIEWICZ J On Ice USA 32 4 15 16 24 27 ITA 1 3 6 11 62 *
Goal	23:35	7 : 0	USA	EQ	15	LANDEROS N	(3)	11 CARRON T 16 FARMER D On Ice USA 32 8 11 15 16 20 ITA 1 7 8 9 10 18
Penalty	24:02	26:02	ITA	2 min.	7	WINKLER W		- Hooking
Goal	27:44	8 : 0	USA	EQ	16	FARMER D	(9)	20 PAGE A 27 PAULS J On Ice USA 32 5 8 16 20 27 ITA 1 7 8 9 10 18
Penalty	30:00	32:00	USA	2 min.	11	CARRON T		- Roughing / Served by: 4 ROYBAL B
Penalty	30:00	42:00	USA	10 min.	11	CARRON T		- Abuse of Officials / start serving at 32:00

3rd Period

Action	Time	ET/Res	Team	Type	No.	Name	(G)	Name of Assistant(s) / Action Description
Goal	33:32	9 : 0	USA	EQ	88	McKEE K	(2)	22 GROVE N 20 PAGE A On Ice USA 32 8 15 20 22 88 ITA 1 8 14 18 26 27
Penalty	36:32	38:30	USA	2 min.	24	MISIEWICZ J		- Elbowing
Goal	38:30	9 : 1	ITA	PP1	68	CORVINO V	(1)	62 DEPAOLI C On Ice USA 32 8 9 13 15 ITA 1 3 6 11 62 68 *
Penalty	41:23	42:03	ITA	2 min.	18	MACRI A		- Teeing
Goal	42:03	10 : 1	USA	PP1	15	LANDEROS N	(4)	4 ROYBAL B 5 HANNING JR B On Ice USA 32 4 5 15 24 88 ITA 1 3 6 11 62 *
Penalty	44:24	45:00	ITA	2 min.	26	ANTOCHI E		- Interference
GK	45:00		USA					32 LEE J - Goalkeeper out



Action	Time	ET/Res	Team	Type	No.	Name	(G)	Name of Assistant(s) / Action Description
GK	45:00		ITA					1 STILLITANO S - Goalkeeper out

Goalkeeper Records

Team : USA - United States

Team : ITA - Italy

No.	Name	SOG	SVS	MIP
32	LEE Jen	2	1	30:00
34	CASH Steve	2	2	15:00

No.	Name	SOG	SVS	MIP
1	STILLITANO Santino	19	14	30:00
15	ARAUDO Gabriele	14	9	15:00

Game Statistics

Team : USA (blue)

Head Coach : GOSELIN Guy													Shots on Goal					Time on Ice							
No.	Pos.	Name	Gen	G	A	P	PIM	FO+	FO-	FO+/-	FO%	1	2	3	OT	TS	+/-	1	2	3	OT	TOT	SHF	AVG	
4	F	ROYBAL Brody	M	2	2	4	0	0	0	0	0.00	1	1	0		2	+2	7:03	5:38	4:49		17:30	10	1:45	
11	D	CARRON Tyler	M	0	1	1	12	0	0	0	0.00	0	0	0		0	+3	7:39	8:05	0:00		15:44	10	1:34	
15	D	LANDEROS Nikko +A	M	3	1	4	0	0	1	-1	0.00	3	2	1		6	+3	9:17	8:57	7:34		25:48	13	1:59	
24	F	MISIEWICZ Joshua	M	1	2	3	4	8	5	3	61.54	1	1	0		2	+2	5:01	5:24	4:08		14:33	11	1:19	
88	F	McKEE Kevin	M	1	0	1	0	1	4	-3	20.00	1	1	1		3	+3	5:25	5:04	5:46		16:15	10	1:37	
5	D	HANNING JR Billy	M	0	1	1	0	0	0	0	0.00	2	2	1		5	+4	5:42	6:03	8:05		19:50	12	1:39	
8	F	WALLACE Jack	M	0	0	0	0	3	0	3	100.00	1	2	0		3	+3	3:49	4:31	5:10		13:30	8	1:41	
16	F	FARMER Declan +A	M	1	1	2	0	19	2	17	90.48	2	2	0		4	+2	5:46	5:28	4:57		16:11	10	1:37	
20	F	PAGE Adam	M	0	2	2	0	0	0	0	0.00	0	1	0		1	+3	3:49	4:02	4:19		12:10	8	1:31	
27	D	PAULS Josh +C	M	0	3	3	0	0	0	0	0.00	1	2	0		3	+3	7:20	6:54	11:42		25:56	12	2:09	
9	F	DODSON Travis	M	0	0	0	0	0	0	0	0.00	0	0	0		0	+2	4:08	5:02	5:29		14:39	10	1:27	
13	F	McDERMOTT Luke	M	1	0	1	0	17	2	15	89.47	1	2	0		3	+2	3:53	5:04	5:57		14:54	11	1:21	
22	F	GROVE Noah	M	1	2	3	0	0	0	0	0.00	1	0	0		1	+3	4:08	4:47	3:26		12:21	9	1:22	
32	GK	LEE Jen	M	0	0	0	0					0	0	0		0									
34	GK	CASH Steve	M	0	0	0	0					0	0	0		0									
Total				10	15	25	16	48	14	34	77.42	14	16	3		33									

Team : ITA (white)

Head Coach : da RIN Massimo													Shots on Goal					Time on Ice							
No.	Pos.	Name	Gen	G	A	P	PIM	FO+	FO-	FO+/-	FO%	1	2	3	OT	TS	+/-	1	2	3	OT	TOT	SHF	AVG	
3	D	ROSA Gianluigi +A	M	0	0	0	0	0	0	0	0.00	0	0	0		0	-2	7:44	7:39	8:08		23:31	19	1:14	
6	D	CAVALIERE Gian Luca +C	M	0	0	0	2	0	0	0	0.00	0	0	0		0	-2	5:02	7:24	3:40		16:06	18	0:53	
7	F	WINKLER Werner +A	M	0	0	0	2	6	14	-8	30.00	0	0	0		0	-4	4:08	4:31	7:07		15:46	16	0:59	
9	F	KALEGARIS Sandro	M	0	0	0	2	0	2	-2	0.00	0	0	0		0	-5	5:11	4:16	7:07		16:34	15	1:06	
10	F	KAFMANN Stephan	M	0	0	0	0	0	1	-1	0.00	1	0	0		1	-4	6:30	3:32	3:35		13:37	15	0:54	
11	F	LARCH Nils	M	0	0	0	0	5	16	-11	23.81	0	0	0		0	0	4:37	5:43	6:31		16:51	14	1:12	
18	D	MACRI Andrea	M	0	0	0	4	0	0	0	0.00	1	0	0		1	-5	9:02	7:35	10:56		27:33	16	1:43	
26	F	ANTOCHI Eusebiu	M	0	0	0	4	0	0	0	0.00	0	0	0		0	-3	7:15	4:14	6:28		17:57	17	1:03	
62	F	DEPAOLI Christoph	M	0	1	1	0	1	2	-1	33.33	0	0	1		1	0	2:55	5:33	3:58		12:26	14	0:53	
68	F	CORVINO Valerio	M	1	0	1	0	0	2	-2	0.00	0	0	1		1	0	5:00	5:12	3:17		13:29	12	1:07	
8	F	RADICE Roberto	M	0	0	0	0	2	6	-4	25.00	0	0	0		0	-4	5:24	7:27	4:17		17:08	14	1:13	
14	D	BALOSSETTI Bruno	M	0	0	0	0	0	0	0	0.00	0	0	0		0	-3	4:17	4:20	4:17		12:54	15	0:51	
27	F	ANDREONI Alessandro	M	0	0	0	0	0	5	-5	0.00	0	0	0		0	-3	3:25	4:38	4:17		12:20	14	0:52	
1	GK	STILLITANO Santino	M	0	0	0	0					0	0	0		0									
15	GK	ARAUDO Gabriele	M	0	0	0	0					0	0	0		0									
Total				1	1	2	14	14	48	-34	22.58	2	0	2		4									



Legend:			
(G)	Goals in tournament	*	does not count for Plus/minus
+C	Captain	A	Assists
EQ	Equal strength	ET/Res	Penalty end time/Result of game
FO%	Face-offs won as percentage	FO+	Face-offs won
Gen	Gender	GK	Goalkeeper
No.	Jersey number	OT	Overtime
Pos.	Position	PP1	Power play - 1 player
SHG	Shorthanded goals	SOG	Shots on goal
TPP	Time on power play	TS	Total shots
+/-	Plus/minus net	AVG	Average time on ice / shift
F	Forward	FO+/-	Face-offs net
M	Male	P	Points
PPG	Power play goals	SVS	Saves
+A	Assistant captain	D	Defence
FO-	Face-offs lost	G	Goals
MIP	Minutes in play (GK)	PIM	Penalties in minutes
SHF	Number of shifts	TOT	Total

Revision due to change from 10 min ROUGH to ABUSE for USA player 11 at 30:00



Shot Chart
슛 차트
USA - ITA

Shots by ITA

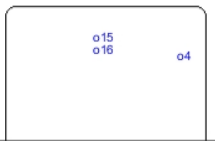
Goals (o): 0 SSG (+): 2
SSP (<): 0 SPG (-): 0



GK 34 of USA

Shots by USA

Goals (o): 3 SSG (+): 13
SSP (<): 0 SPG (-): 3



GK 1 of ITA



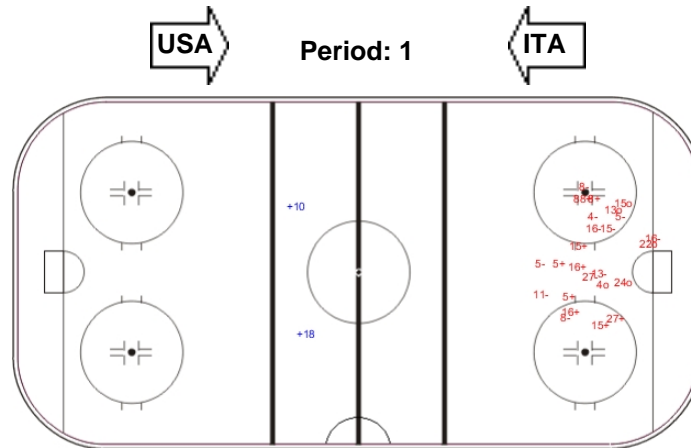
GK 15 of ITA

Shots by ITA

Goals (o): 1 SSG (+): 1
SSP (<): 0 SPG (-): 1

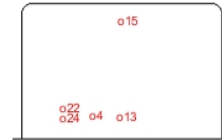


GK 32 of USA



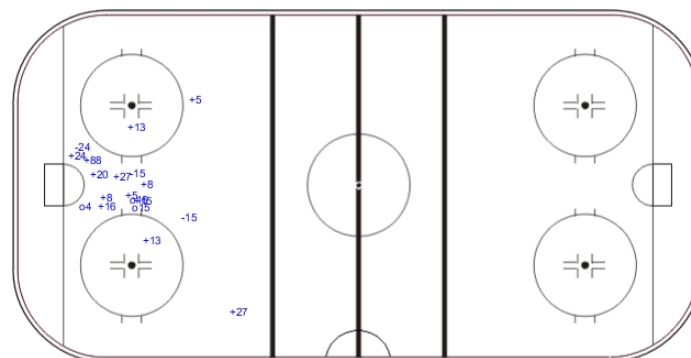
Shots by USA

Goals (o): 5 SSG (+): 9
SSP (>): 0 SPG (-): 11



GK 15 of ITA

ITA Period: 2 USA



Shots by ITA

Goals (o): 0 SSG (+): 0
SSP (>): 0 SPG (-): 0

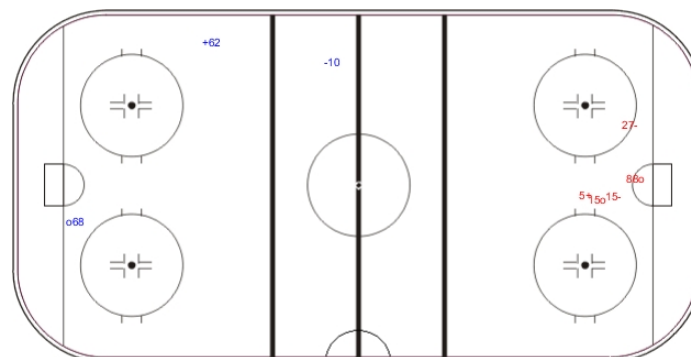


GK 32 of USA



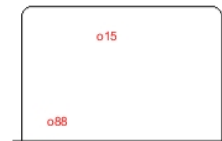
GK 34 of USA

USA Period: 3 ITA



Shots by USA

Goals (o): 2 SSG (+): 1
SSP (>): 0 SPG (-): 2



GK 1 of ITA

Legend:

GK Goalkeeper SPG Shots past goal SSG Shots saved by goalkeeper SSP Shots saved by player



Face-off Chart

페이스오프 차트

USA - ITA

PERIOD 1

	USA		ITA		USA		ITA		USA		ITA	
	Def. zone	Att. zone	Neutral zone		Att. zone	Def. zone	Neutral zone		Att. zone	Def. zone	Neutral zone	
	+ 16	- 68	+ 24	- 7	+ 16	- 11	+ 24	- 7	+ 16	- 11	+ 24	- 7
			- 24	+ 8	+ 16	- 11	- 24	+ 8	+ 16	- 11	- 24	+ 8
			+ 24	- 7	+ 13	- 11	+ 24	- 7	+ 13	- 11	+ 24	- 7
			- 24	+ 7	+ 16	- 11	- 24	+ 7	+ 16	- 11	- 24	+ 7
			+ 13	- 8	+ 8	- 11	+ 13	- 8	+ 8	- 11	+ 13	- 8
			+ 16	- 8	+ 13	- 8	+ 16	- 8	+ 13	- 8	+ 16	- 8
			+ 13	- 7	+ 24	- 7	+ 13	- 7	+ 24	- 7	+ 13	- 7
			- 13	+ 11	+ 24	- 11	- 13	+ 11	+ 24	- 11	- 13	+ 11
					+ 8	- 7			+ 8	- 7		
					+ 8	- 10			+ 8	- 10		
					+ 16	- 9			+ 16	- 9		
					+ 16	- 9			+ 16	- 9		
					+ 16	- 11			+ 16	- 11		
Total wins / period	1 / 100%	0 / 0%	5 / 63%	3 / 37%	13 / 100%	0 / 0%	19 / 86%	3 / 14%	19 / 86%	3 / 14%	19 / 86%	3 / 14%

PERIOD 2

	USA		ITA		USA		ITA		USA		ITA	
	Def. zone	Att. zone	Neutral zone		Att. zone	Def. zone	Neutral zone		Att. zone	Def. zone	Neutral zone	
	- 24	+ 7	- 24	+ 7	- 15	+ 11	- 24	+ 7	- 15	+ 11	- 24	+ 7
			+ 88	- 7	+ 16	- 27	+ 88	- 7	+ 16	- 27	+ 88	- 7
			+ 16	- 7	- 16	+ 7	+ 16	- 7	- 16	+ 7	+ 16	- 7
			+ 16	- 27	+ 13	- 11	+ 16	- 27	+ 13	- 11	+ 16	- 27
			+ 16	- 7	- 13	+ 11	+ 16	- 7	- 13	+ 11	+ 16	- 7
			+ 13	- 7	+ 13	- 11	+ 13	- 7	+ 13	- 11	+ 13	- 7
			+ 16	- 11	+ 16	- 7	+ 16	- 11	+ 16	- 7	+ 16	- 11
					+ 16	- 11			+ 16	- 11		
					+ 13	- 68			+ 13	- 68		
					+ 13	- 11			+ 13	- 11		
					+ 24	- 62			+ 24	- 62		
					+ 16	- 27			+ 16	- 27		
					+ 16	- 7			+ 16	- 7		
					- 16	+ 7			- 16	+ 7		
					+ 13	- 27			+ 13	- 27		
					+ 13	- 27			+ 13	- 27		
Total wins / period	0 / 0%	1 / 100%	6 / 86%	1 / 14%	12 / 75%	4 / 25%	18 / 75%	6 / 25%	18 / 75%	6 / 25%	18 / 75%	6 / 25%

PERIOD 3

	USA		ITA		USA		ITA		USA		ITA	
	Def. zone	Att. zone	Neutral zone		Att. zone	Def. zone	Neutral zone		Att. zone	Def. zone	Neutral zone	
	- 88	+ 11	+ 13	- 11	- 88	+ 8	+ 13	- 11	- 88	+ 8	+ 13	- 11
			+ 13	- 11	+ 13	- 8	+ 13	- 11	+ 13	- 8	+ 13	- 11
			+ 16	- 11	+ 24	- 7	+ 16	- 11	+ 24	- 7	+ 16	- 11
			- 88	+ 7	+ 13	- 7	- 88	+ 7	+ 13	- 7	- 88	+ 7
			- 88	+ 11	+ 13	- 11	- 88	+ 11	+ 13	- 11	- 88	+ 11
			+ 16	- 8	- 24	+ 62	+ 16	- 8	- 24	+ 62	+ 16	- 8
Total wins / period	11 / 69%	5 / 31%	11 / 69%	5 / 31%	11 / 69%	5 / 31%	11 / 69%	5 / 31%	11 / 69%	5 / 31%	11 / 69%	5 / 31%



		+ 24	- 8	+ 24	- 62
		+ 13	- 7		
0 / 0%	1 / 100%	5 / 71%	2 / 29%	6 / 75%	2 / 25%

TOTAL

Total wins / game	USA	ITA	Neutral zone		USA	ITA	Total wins all zones	
	Def. zone	Att. zone			Att. zone	Def. zone	USA	ITA
	1 / 33%	2 / 67%			16 / 73%	6 / 27%	48 / 77%	14 / 23%

HEAD TO HEAD

No.	ITA								Tot	wins USA	Dz	Nz	Az
	7	8	9	10	11	27	62	68					
USA	8	1 - 0			1 - 0	1 - 0			3	3 100%			3 100%
	13	4 - 0	3 - 0			7 - 2	2 - 0		19	17 89%		5 83%	12 92%
	15					0 - 1			1	0 0%			0 0%
	16	4 - 2	2 - 0	2 - 0		7 - 0	3 - 0		21	19 90%	1 100%	7 100%	11 85%
	24	4 - 3	1 - 1			1 - 0		2 - 1	13	8 62%	0 0%	3 50%	5 83%
	88	1 - 1	0 - 1			0 - 2			5	1 20%	0 0%	1 33%	0 0%
Tot	20	8	2	1	21	5	3	2	62	48 77%	1 33%	16 73%	31 84%
wins ITA	6 30%	2 25%	0 0%	0 0%	5 24%	0 0%	1 33%	0 0%	14 23%				
Dz	2 22%	1 33%	0 0%	0 0%	2 14%	0 0%	1 33%	0 0%	6 16%				
Nz	3 30%	1 20%			2 33%	0 0%			6 27%				
Az	1 100%				1 100%			0 0%	2 67%				

Legend:
Az Attacking zone **Dz** Defending zone **No.** Jersey number **Nz** Neutral zone **Tot** Total face-offs played



Line-ups

라인업

KOR - ITA

Referee

MORRISON Johnathan (USA)

Linesmen

CLARK Matt (CAN) , FERGENBAUM Matthew (CAN)

Goalkeepers

Team: KOR

No.	Name	Gen
32	LEE Jae Woong	M
31	YU Man Gyun	M

Team: ITA

No.	Name	Gen
15	ARAUDO Gabriele	M
1	STILLITANO Santino	M

Team Line-ups

Team: KOR (blue)

No.	Pos.	Name	Gen
10	D	CHO Young Jae	M
68	D	HAN Min Su +C	M
14	F	JUNG Seung Hwan +A	M
27	F	CHO Byeong Seok	M
28	F	LEE Jong Kyung	M
12	D	KIM Young Sung	M
20	D	JANG Dong Shin	M
21	F	LEE Ju Seung	M
23	F	LEE Yong Min	M
55	F	JANG Jong Ho +A	M
44	D	LEE Hae Man	M
89	D	LEE Ji Hoon	M
7	F	CHOI Kwang Hyouk	M

Head Coach: SEO Kwang Suk

NOT DRESSED:

26	F	KIM Dea Jung	M
97	F	CHOI Si Woo	M

Team: ITA (white)

No.	Pos.	Name	Gen
5	D	PLANKER Florian +A	M
18	D	MACRI Andrea	M
9	F	KALEGARIS Sandro	M
10	F	KAFMANN Stephan	M
73	F	LEPERDI Greg +A	M
3	D	ROSA Gianluigi	M
6	D	CAVALIERE Gian Luca +C	M
7	F	WINKLER Werner	M
11	F	LARCH Nils	M
62	F	DEPAOLI Christoph	M
8	F	RADICE Roberto	M
26	F	ANTOCHI Eusebiu	M
68	F	CORVINO Valerio	M

Head Coach: da RIN Massimo

NOT DRESSED:

14	D	BALOSSETTI Bruno	M
27	F	ANDREONI Alessandro	M

Legend:

D	Defence	F	Forward	Gen	Gender	M	Male
No.	Jersey number	Pos.	Position	+A	Assistant captain	+C	Captain



Graphical Line-ups

그래픽 라인업

KOR - ITA

Referee

MORRISON Johnathan (USA)

Linesmen

CLARK Matt (CAN) , FERGENBAUM Matthew (CAN)

Team: KOR - Republic of Korea (blue)

Head Coach: SEO Kwang Suk

S1 32 LEE Jae Woong		
31 YU Man Gyun		
S2 10 CHO Young Jae	S3 68 HAN Min Su +C	
S6 28 LEE Jong Kyung	S4 14 JUNG Seung Hwan +A	S5 27 CHO Byeong Seok
12 KIM Young Sung		20 JANG Dong Shin
55 JANG Jong Ho +A	21 LEE Ju Seung	23 LEE Yong Min
44 LEE Hae Man	89 LEE Ji Hoon	7 CHOI Kwang Hyouk

Team: ITA - Italy (white)

Head Coach: da RIN Massimo

S1 15 ARAUDO Gabriele		
1 STILLITANO Santino		
S2 5 PLANKER Florian +A	S3 18 MACRI Andrea	
S4 9 KALEGARIS Sandro	S6 73 LEPERDI Greg +A	S5 10 KAFMANN Stephan
6 CAVALIERE Gian Luca +C		3 ROSA Gianluigi
7 WINKLER Werner	11 LARCH Nils	62 DEPAOLI Christoph
26 ANTOCHI Eusebiu	8 RADICE Roberto	68 CORVINO Valerio

Legend:

Sn Starting position **+A** Assistant captain **+C** Captain



Game Summary

경기 요약

KOR - ITA 1 - 0 (0 - 0 , 0 - 0 , 1 - 0)

Spectators	Referee	Linesmen
6534	MORRISON Johnathan (USA)	CLARK Matt (CAN) , FERGENBAUM Matthew (CAN)

Team Statistics

Period	Score	SVS	SOG	PIM	TPP	PPG	SHG
1	0 : 0	2 : 4	4 : 2	0 : 2	02:00 : 00:00	0 : 0	0 : 0
2	0 : 0	3 : 6	6 : 3	2 : 0	00:00 : 02:00	0 : 0	0 : 0
3	1 : 0	4 : 3	4 : 4	0 : 0	00:00 : 00:00	0 : 0	0 : 0
Total	1 : 0	9 : 13	14 : 9	2 : 2	02:00 : 02:00	0 : 0	0 : 0

1st Period

Action	Time	ET/Res	Team	Type	No.	Name	(G) Name of Assistant(s) / Action Description
GK	00:00		KOR		32	LEE JW	- Goalkeeper in
GK	00:00		ITA		15	ARAUDO G	- Goalkeeper in
Penalty	05:53	07:53	ITA	2 min.	3	ROSA G	- Teeing

2nd Period

Action	Time	ET/Res	Team	Type	No.	Name	(G) Name of Assistant(s) / Action Description
Penalty	24:02	26:02	KOR	2 min.	12	KIM YS	- Holding an opponent

3rd Period

Action	Time	ET/Res	Team	Type	No.	Name	(G) Name of Assistant(s) / Action Description
Goal	41:42	1 : 0	KOR	EQ	20	JANG DS	(2) 14 JUNG SH On Ice KOR 32 10 14 20 27 28 28 LEE JK ITA 15 5 6 7 11 62
GK	44:15		ITA				15 ARAUDO G - Goalkeeper out
GK	45:00		KOR				32 LEE JW - Goalkeeper out

Goalkeeper Records

Team : KOR - Republic of Korea

No.	Name	SOG	SVS	MIP
32	LEE Jae Woong	9	9	45:00
31	YU Man Gyun			

Team : ITA - Italy

No.	Name	SOG	SVS	MIP
15	ARAUDO Gabriele	14	13	44:15
1	STILLITANO Santino			

Game Statistics

Team : KOR (blue)

Head Coach : SEO Kwang Suk

No.	Pos.	Name	Gen	G	A	P	PIM	FO+	FO-	FO+/-	FO%	Shots on Goal					+/-	Time on Ice				
												1	2	3	OT	TS		1	2	3	OT	TOT
10	D	CHO Young Jae	M	0	0	0	0	0	0	0	0.00	1	0	0	1	+1	9:59	6:13	6:17	22:29	16	1:24
14	F	JUNG Seung Hwan +A	M	0	1	1	0	0	0	0	0.00	1	2	1	4	+1	7:39	10:19	9:24	27:22	18	1:31
27	F	CHO Byeong Seok	M	0	0	0	0	8	5	3	61.54	0	0	1	1	+1	6:58	6:54	7:49	21:41	18	1:12
28	F	LEE Jong Kyung	M	0	1	1	0	1	0	1	100.00	0	1	0	1	+1	9:03	8:10	7:56	25:09	18	1:23
68	D	HAN Min Su +C	M	0	0	0	0	0	0	0	0.00	0	1	1	2	0	8:03	7:57	8:06	24:06	16	1:30
12	D	KIM Young Sung	M	0	0	0	2	0	0	0	0.00	0	2	0	2	0	6:34	7:26	8:59	22:59	15	1:31
20	D	JANG Dong Shin	M	1	0	1	0	0	0	0	0.00	0	0	1	1	+1	5:43	8:02	6:36	20:21	15	1:21
21	F	LEE Ju Seung	M	0	0	0	0	0	1	-1	0.00	1	0	0	1	0	8:24	7:23	7:10	22:57	17	1:21
23	F	LEE Yong Min	M	0	0	0	0	0	0	0	0.00	1	0	0	1	0	6:18	5:24	5:33	17:15	16	1:04
55	F	JANG Jong Ho +A	M	0	0	0	0	4	3	1	57.14	0	0	0	0	0	6:21	5:07	7:05	18:33	15	1:14
7	F	CHOI Kwang Hyouk	M	0	0	0	0	0	0	0	0.00	0	0	0	0	0	0:00	0:00	0:00	0:00	0	0:00
44	D	LEE Hae Man	M	0	0	0	0	0	0	0	0.00	0	0	0	0	0	0:00	0:00	0:00	0:00	0	0:00
89	D	LEE Ji Hoon	M	0	0	0	0	0	0	0	0.00	0	0	0	0	0	0:00	0:00	0:00	0:00	0	0:00
31	GK	YU Man Gyun	M	0	0	0	0					0	0	0	0							
32	GK	LEE Jae Woong	M	0	0	0	0					0	0	0	0							
Total				1	2	3	2	13	9	4	59.09	4	6	4	14							



Team : ITA (white)

Head Coach : da RIN Massimo

No.	Pos.	Name	Gen	G	A	P	PIM	FO+	FO-	FO+/-	FO%	Shots on Goal				+/-	Time on Ice			TOT	SHF	AVG
												1	2	3	OT		TS	1	2			
5	D	PLANKER Florian +A	M	0	0	0	0	1	0	1	100.00	1	0	0	1	-1	9:00	9:06	8:43	26:49	12	2:14
9	F	KALEGARIS Sandro	M	0	0	0	0	0	1	-1	0.00	0	0	2	2	0	7:31	9:25	7:56	24:52	13	1:54
10	F	KAFMANN Stephan	M	0	0	0	0	0	0	0	0.00	0	0	0	0	0	3:31	2:48	3:29	9:48	9	1:05
18	D	MACRI Andrea	M	0	0	0	0	0	0	0	0.00	0	0	1	1	0	7:49	11:00	8:40	27:29	13	2:06
73	F	LEPERDI Greg +A	M	0	0	0	0	8	6	2	57.14	0	0	0	0	0	8:13	8:29	9:01	25:43	13	1:58
3	D	ROSA Gianluigi	M	0	0	0	2	0	0	0	0.00	0	2	1	3	0	6:54	9:50	8:50	25:34	13	1:58
6	D	CAVALIERE Gian Luca +C	M	0	0	0	0	0	0	0	0.00	0	0	0	0	-1	6:55	3:59	6:19	17:13	10	1:43
7	F	WINKLER Werner	M	0	0	0	0	0	0	0	0.00	0	0	0	0	-1	6:45	3:58	5:47	16:30	11	1:30
11	F	LARCH Nils	M	0	0	0	0	0	5	-5	0.00	0	0	0	0	-1	6:49	5:52	6:42	19:23	11	1:45
62	F	DEPAOLI Christoph	M	0	0	0	0	0	0	0	0.00	0	0	0	0	-1	5:54	4:29	4:02	14:25	9	1:36
8	F	RADICE Roberto	M	0	0	0	0	0	1	-1	0.00	0	0	0	0	0	0:38	1:04	1:55	3:37	4	0:54
26	F	ANTOCHI Eusebiu	M	0	0	0	0	0	0	0	0.00	0	0	0	0	0	0:00	1:05	0:00	1:05	1	1:05
68	F	CORVINO Valerio	M	0	0	0	0	0	0	0	0.00	1	1	0	2	0	2:50	3:48	4:09	10:47	9	1:11
1	GK	STILLITANO Santino	M	0	0	0	0					0	0	0	0							
15	GK	ARAUDO Gabriele	M	0	0	0	0					0	0	0	0							
Total				0	0	0	2	9	13	-4	40.91	2	3	4	9							

Legend:							
(G)	Goals in tournament	+/-	Plus/minus net	+A	Assistant captain	+C	Captain
A	Assists	AVG	Average time on ice / shift	D	Defence	EQ	Equal strength
ET/Res	Penalty end time/Result of game	F	Forward	FO-	Face-offs lost	FO%	Face-offs won as percentage
FO+	Face-offs won	FO+/-	Face-offs net	G	Goals	Gen	Gender
GK	Goalkeeper	M	Male	MIP	Minutes in play (GK)	No.	Jersey number
OT	Overtime	P	Points	PIM	Penalties in minutes	Pos.	Position
PPG	Power play goals	SHF	Number of shifts	SHG	Shorthanded goals	SOG	Shots on goal
SVS	Saves	TOT	Total	TPP	Time on power play	TS	Total shots



Shot Chart

 슛 차트

KOR - ITA

Shots by KOR

 Goals (o): 0

 SSP (<): 0

SSG (+): 4

 SPG (-): 3



GK 15 of ITA

Shots by ITA

 Goals (o): 0

 SSP (<): 0

SSG (+): 3

 SPG (-): 3



GK 32 of KOR

Shots by KOR

 Goals (o): 1

 SSP (<): 0

SSG (+): 3

 SPG (-): 1



GK 15 of ITA

Shots by ITA

 Goals (o): 0

 SSP (>): 0

SSG (+): 2

 SPG (-): 0



GK 32 of KOR


Shots by KOR

 Goals (o): 0

 SSP (>): 0

SSG (+): 6

 SPG (-): 1



GK 15 of ITA

Shots by ITA

 Goals (o): 0

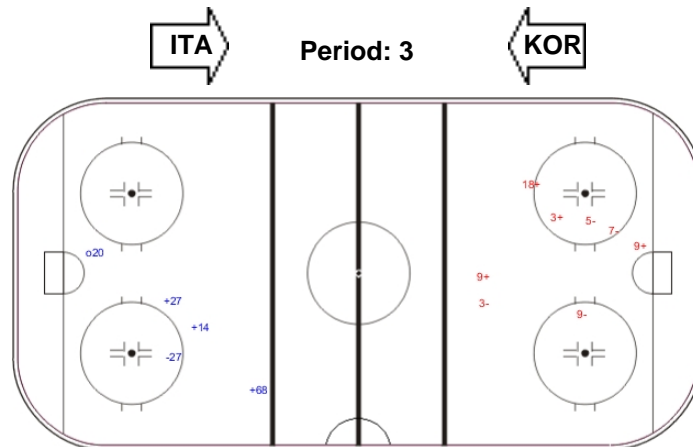
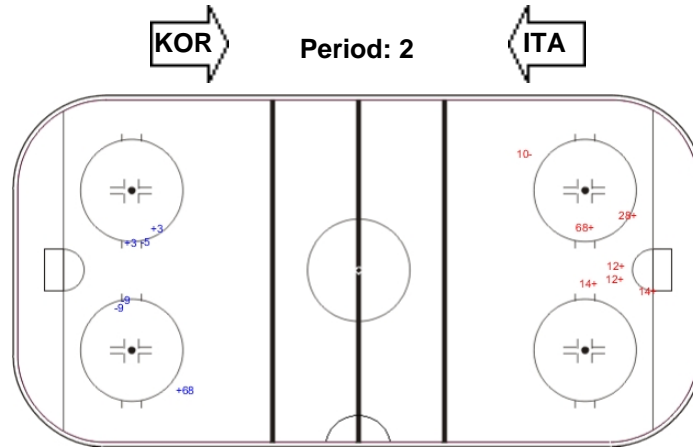
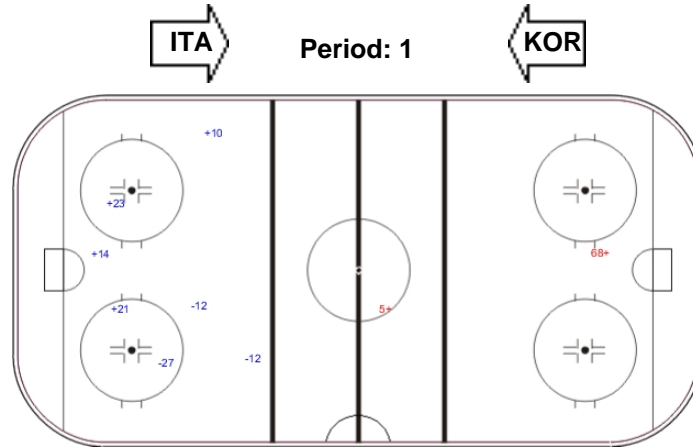
 SSP (>): 0

SSG (+): 4

 SPG (-): 4



GK 32 of KOR



Legend:

GK Goalkeeper **SPG** Shots past goal **SSG** Shots saved by goalkeeper **SSP** Shots saved by player



Face-off Chart

페이스오프 차트

KOR - ITA

PERIOD 1

	KOR		ITA		KOR		ITA		Total wins all zones	
	Def. zone	Att. zone	Neutral zone		Att. zone	Def. zone			KOR	ITA
	- 55	+ 73	- 27	+ 73	+ 55	- 8				
	+ 27	- 9	+ 27	- 73	+ 27	- 73				
			+ 55	- 11	- 27	+ 73				
					+ 27	- 11				
Total wins / period	1 / 50%	1 / 50%	2 / 67%	1 / 33%	3 / 75%	1 / 25%			6 / 67%	3 / 33%

PERIOD 2

	KOR		ITA		KOR		ITA		Total wins all zones	
	Def. zone	Att. zone	Neutral zone		Att. zone	Def. zone			KOR	ITA
	+ 55	- 11	- 27	+ 73	+ 27	- 73				
	- 21	+ 5	+ 27	- 73	- 55	+ 73				
	- 27	+ 73								
Total wins / period	1 / 33%	2 / 67%	1 / 50%	1 / 50%	1 / 50%	1 / 50%			3 / 43%	4 / 57%

PERIOD 3

	KOR		ITA		KOR		ITA		Total wins all zones	
	Def. zone	Att. zone	Neutral zone		Att. zone	Def. zone			KOR	ITA
	+ 28	- 11	- 27	+ 73	+ 27	- 73				
	+ 55	- 11	+ 27	- 73						
	- 55	+ 73								
Total wins / period	2 / 67%	1 / 33%	1 / 50%	1 / 50%	1 / 100%	0 / 0%			4 / 67%	2 / 33%

TOTAL

	KOR		ITA		KOR		ITA		Total wins all zones	
	Def. zone	Att. zone	Neutral zone		Att. zone	Def. zone			KOR	ITA
Total wins / game	4 / 50%	4 / 50%	4 / 57%	3 / 43%	5 / 71%	2 / 29%			13 / 59%	9 / 41%



HEAD TO HEAD

		ITA					Tot	wins KOR	Dz	Nz	Az
No.	5	8	9	11	73						
KOR	21	0 - 1				1	0 0%	0 0%			
	27			1 - 0	1 - 0	13	8 62%	1 50%	3 50%	4 80%	
	28				1 - 0	1	1 100%	1 100%			
	55		1 - 0		3 - 0	7	4 57%	2 50%	1 100%	1 50%	
Tot	1	1	1	5	14	22	13 59%	4 50%	4 57%	5 71%	
wins ITA	1 100%	0 0%	0 0%	0 0%	8 57%	9 41%					
Dz		0 0%		0 0%	2 40%	2 29%					
Nz				0 0%	3 50%	3 43%					
Az	1 100%		0 0%	0 0%	3 100%	4 50%					

Legend:
Az Attacking zone **Dz** Defending zone **No.** Jersey number **Nz** Neutral zone **Tot** Total face-offs played



Line-ups

라인업

CAN - USA

Referee

NIKOLIC Kristijan (AUT)

Linesmen

LUNDEN Andreas (SWE) , NOTHEGGER David (AUT)

Goalkeepers

Team: CAN

No.	Name	Gen
31	LAROCQUE Dominic	M
30	WATSON Corbin	M

Team: USA

No.	Name	Gen
34	CASH Steve	M
32	LEE Jen	M

Team Line-ups

Team: CAN (red)

No.	Pos.	Name	Gen
11	D	DIXON Adam +A	M
14	D	ARSENAULT Steve	M
8	F	McGREGOR Tyler +A	M
12	F	WESTLAKE Greg +C	M
19	F	COZZOLINO Dom	M
6	D	ARMSTRONG Rob	M
27	D	BOWDEN Brad	M
10	F	DELANEY Ben	M
18	F	BRIDGES Billy	M
23	F	HICKEY Liam	M
4	F	DUNN James	M
9	F	SMITH Corbyn	M
20	F	SHOLOMICKI Bryan	M

Head Coach: BABEY Ken

NOT DRESSED:

5	D	HENRY Tyrone	M
25	D	GEMMELL James	M

Team: USA (white)

No.	Pos.	Name	Gen
5	D	HANNING JR Billy	M
27	D	PAULS Josh +C	M
4	F	ROYBAL Brody	M
24	F	MISIEWICZ Joshua	M
88	F	McKEE Kevin	M
3	D	DEQUEBEC Ralph	M
8	F	WALLACE Jack	M
16	F	FARMER Declan +A	M
20	F	PAGE Adam	M
22	F	GROVE Noah	M
9	F	DODSON Travis	M
13	F	McDERMOTT Luke	M
23	F	ROMAN Rico	M

Head Coach: GOSSELIN Guy

NOT DRESSED:

15	D	LANDEROS Nikko	M
----	---	----------------	---

SUSPENDED:

11	D	CARRON Tyler	M
----	---	--------------	---

Legend:

D	Defence	F	Forward	Gen	Gender	M	Male
No.	Jersey number	Pos.	Position	+A	Assistant captain	+C	Captain



Graphical Line-ups

그래픽 라인업

CAN - USA

Referee

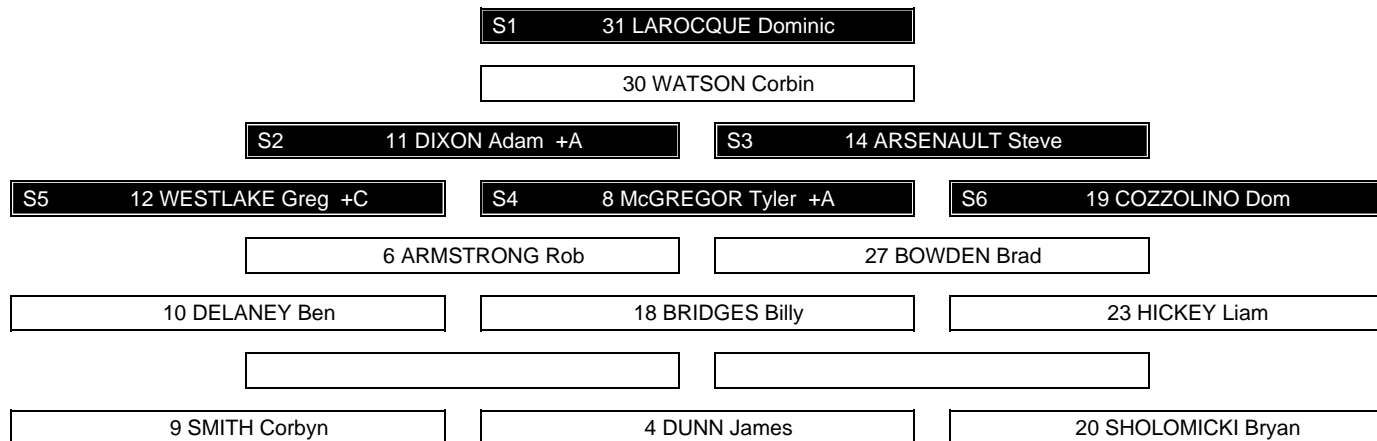
 NIKOLIC Kristijan (AUT)

Linesmen

 LUNDEN Andreas (SWE) , NOTHEGGER David (AUT)

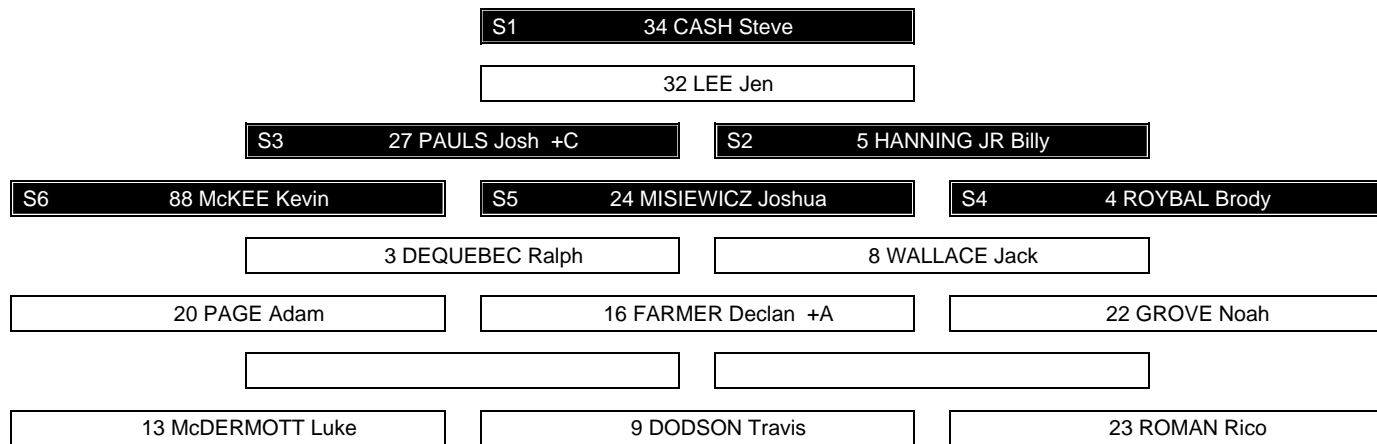
Team: CAN - Canada (red)

Head Coach: BABEY Ken



Team: USA - United States (white)

Head Coach: GOSSELIN Guy



Legend:			
Sn	Starting position	+A	Assistant captain
		+C	Captain



Game Summary

경기 요약

CAN - USA 1 - 2 (1 - 0, 0 - 0, 0 - 1, 0 - 1)

Spectators	Referee	Linesmen
6096	NIKOLIC Kristijan (AUT)	LUNDEN Andreas (SWE) , NOTHEGGER David (AUT)

Team Statistics

Period	Score	SVS	SOG	PIM	TPP	PPG	SHG
1	1 : 0	0 : 4	5 : 0	0 : 2	02:00 : 00:00	0 : 0	0 : 0
2	0 : 0	8 : 3	3 : 8	2 : 0	00:00 : 02:00	0 : 0	0 : 0
3	0 : 1	5 : 3	3 : 6	2 : 0	00:00 : 02:00	0 : 0	0 : 0
OT	0 : 1	1 : 1	1 : 2	0 : 0	00:00 : 00:00	0 : 0	0 : 0
Total	1 : 2	14 : 11	12 : 16	4 : 2	02:00 : 04:00	0 : 0	0 : 0

1st Period

Action	Time	ET/Res	Team	Type	No.	Name	(G)	Name of Assistant(s) / Action Description
GK	00:00		CAN		31	LAROCQUE D		- Goalkeeper in
GK	00:00		USA		34	CASH S		- Goalkeeper in
Penalty	06:14	08:14	USA	2 min.	20	PAGE A		- Holding an opponent
Goal	12:06	1 : 0	CAN	EQ	18	BRIDGES B	(6)	10 DELANEY B 23 HICKEY L On Ice CAN 31 6 10 11 18 23 USA 34 5 16 20 22 27

2nd Period

Action	Time	ET/Res	Team	Type	No.	Name	(G)	Name of Assistant(s) / Action Description
Penalty	21:08	23:08	CAN	2 min.	8	McGREGOR T		- Interference

3rd Period

Action	Time	ET/Res	Team	Type	No.	Name	(G)	Name of Assistant(s) / Action Description
Penalty	31:02	33:02	CAN	2 min.	18	BRIDGES B		- Roughing
Time-out	31:02		USA					
GK	43:36		USA					34 CASH S - Goalkeeper out
Goal	44:22	1 : 1	USA	EQ	16	FARMER D	(10)	88 McKEE K 4 ROYBAL B On Ice CAN 31 6 8 11 12 18 USA 4 8 16 24 27 88
GK	44:22		USA		34	CASH S		- Goalkeeper in

Overtime

Action	Time	ET/Res	Team	Type	No.	Name	(G)	Name of Assistant(s) / Action Description
Goal	48:30	1 : 2	USA	EQ	16	FARMER D	(11)	27 PAULS J On Ice CAN 31 6 10 19 23 USA 34 4 8 16 27
GK	48:30		CAN					31 LAROCQUE D - Goalkeeper out
GK	48:30		USA					34 CASH S - Goalkeeper out

Goalkeeper Records

Team : CAN - Canada

No.	Name	SOG	SVS	MIP
31	LAROCQUE Dominic	16	14	48:30
30	WATSON Corbin			

Team : USA - United States

No.	Name	SOG	SVS	MIP
34	CASH Steve	12	11	47:44
32	LEE Jen			

Game Statistics

Team : CAN (red)

Head Coach : BABEY Ken													Shots on Goal					Time on Ice						
No.	Pos.	Name	Gen	G	A	P	PIM	FO+	FO-	FO+/-	FO%	1	2	3	OT	TS	+/-	1	2	3	OT	TOT	SHF	AVG
8	F	McGREGOR Tyler +A	M	0	0	0	2	7	5	2	58.33	0	0	0	0	0	-1	9:33	6:43	9:28	2:07	27:51	21	1:19
11	D	DIXON Adam +A	M	0	0	0	0	0	0	0	0.00	0	0	0	0	0	0	9:21	11:22	13:38	2:40	37:01	16	2:18
12	F	WESTLAKE Greg +C	M	0	0	0	0	0	0	0	0.00	0	1	1	0	2	-1	8:20	8:47	9:38	1:45	28:30	22	1:17
14	D	ARSENAULT Steve	M	0	0	0	0	0	0	0	0.00	0	0	0	0	0	0	7:49	8:19	8:45	0:00	24:53	17	1:27
19	F	COZZOLINO Dom	M	0	0	0	0	2	1	1	66.67	1	0	0	0	1	-1	8:47	6:41	4:21	1:21	21:10	15	1:24
6	D	ARMSTRONG Rob	M	0	0	0	0	0	0	0	0.00	0	0	0	0	0	-1	6:23	6:36	5:29	0:48	19:16	19	1:00



Head Coach : BABEY Ken												Shots on Goal					Time on Ice								
No.	Pos.	Name	Gen	G	A	P	PIM	FO+	FO-	FO+/-	FO%	1	2	3	OT	TS	+/-	1	2	3	OT	TOT	SHF	AVG	
10	F	DELANEY Ben	M	0	1	1	0	0	0	0	0.00	0	0	0	0	0	0	0	6:10	6:08	5:19	1:30	19:07	17	1:07
18	F	BRIDGES Billy	M	1	0	1	2	11	8	3	57.89	3	1	2	0	6	0	0	6:12	8:16	8:37	2:02	25:07	18	1:23
23	F	HICKEY Liam	M	0	1	1	0	3	4	-1	42.86	1	1	0	1	3	0	0	5:52	6:34	6:08	1:43	20:17	17	1:11
27	D	BOWDEN Brad	M	0	0	0	0	0	0	0	0.00	0	0	0	0	0	0	0	4:51	3:27	1:24	0:00	9:42	10	0:58
4	F	DUNN James	M	0	0	0	0	0	0	0	0.00	0	0	0	0	0	0	0	0:00	0:00	0:00	0:00	0:00	0	0:00
9	F	SMITH Corbyn	M	0	0	0	0	0	0	0	0.00	0	0	0	0	0	0	0	0:00	0:00	0:00	0:00	0:00	0	0:00
20	F	SHOLOMICKI Bryan	M	0	0	0	0	0	0	0	0.00	0	0	0	0	0	0	0	1:30	0:00	0:00	0:00	1:30	2	0:45
30	GK	WATSON Corbin	M	0	0	0	0					0	0	0	0	0	0								
31	GK	LAROCQUE Dominic	M	0	0	0	0					0	0	0	0	0	0								
Total				1	2	3	4	23	18	5	56.10	5	3	3	1	12									

Team : USA (white)

Head Coach : GOSSELIN Guy												Shots on Goal					Time on Ice								
No.	Pos.	Name	Gen	G	A	P	PIM	FO+	FO-	FO+/-	FO%	1	2	3	OT	TS	+/-	1	2	3	OT	TOT	SHF	AVG	
4	F	ROYBAL Brody	M	0	1	1	0	0	0	0	0.00	0	3	1	0	4	+2	10:34	9:57	11:03	3:29	35:03	17	2:03	
5	D	HANNING JR Billy	M	0	0	0	0	0	0	0	0.00	0	0	0	0	0	-1	7:33	8:36	5:08	0:00	21:17	14	1:31	
24	F	MISIEWICZ Joshua	M	0	0	0	0	1	4	-3	20.00	0	1	0	0	1	+1	8:57	9:57	9:51	0:00	28:45	16	1:47	
27	D	PAULS Josh +C	M	0	1	1	0	0	0	0	0.00	0	2	0	0	2	+1	8:52	11:38	10:58	3:29	34:57	17	2:03	
88	F	McKEE Kevin	M	0	1	1	0	0	0	0	0.00	0	0	1	0	1	+1	6:19	0:00	3:33	0:00	9:52	6	1:38	
3	D	DEQUEBEC Ralph	M	0	0	0	0	0	0	0	0.00	0	0	0	0	0	0	0	6:16	3:22	4:19	0:00	13:57	13	1:04
8	F	WALLACE Jack	M	0	0	0	0	0	0	0	0.00	0	0	0	0	0	+2	7:26	6:24	9:29	3:29	26:48	16	1:40	
16	F	FARMER Declan +A	M	2	0	2	0	10	12	-2	45.45	0	2	3	2	7	+1	6:54	9:35	10:44	3:29	30:42	19	1:36	
20	F	PAGE Adam	M	0	0	0	2	0	0	0	0.00	0	0	0	0	0	-1	2:36	0:00	0:00	0:00	2:36	4	0:39	
22	F	GROVE Noah	M	0	0	0	0	0	0	0	0.00	0	0	0	0	0	-1	2:14	0:00	0:00	0:00	2:14	3	0:44	
9	F	DODSON Travis	M	0	0	0	0	0	0	0	0.00	0	0	0	0	0	0	2:05	5:03	0:47	0:00	7:55	9	0:52	
13	F	McDERMOTT Luke	M	0	0	0	0	0	0	0	0.00	0	0	0	0	0	0	1:08	5:03	4:19	0:00	10:30	10	1:03	
23	F	ROMAN Rico	M	0	0	0	0	7	7	0	50.00	0	0	1	0	1	0	2:02	5:25	5:54	0:00	13:21	15	0:53	
32	GK	LEE Jen	M	0	0	0	0					0	0	0	0	0									
34	GK	CASH Steve	M	0	0	0	0					0	0	0	0	0									
Total				2	3	5	2	18	23	-5	43.90	0	8	6	2	16									

Legend:		
(G) Goals in tournament	+/- Plus/minus net	+A Assistant captain
A Assists	AVG Average time on ice / shift	D Defence
EQ Equal strength	ET/Res Penalty end time/Result of game	F Forward
FO% Face-offs won as percentage	FO+ Face-offs won	FO+/- Face-offs net
Gen Gender	GK Goalkeeper	M Male
No. Jersey number	OT Overtime	P Points
Pos. Position	PPG Power play goals	SHF Number of shifts
SOG Shots on goal	SVS Saves	TOT Total
TS Total shots		+C Captain
		EA Extra attacker
		FO- Face-offs lost
		G Goals
		MIP Minutes in play (GK)
		PIM Penalties in minutes
		SHG Shorthanded goals
		TPP Time on power play



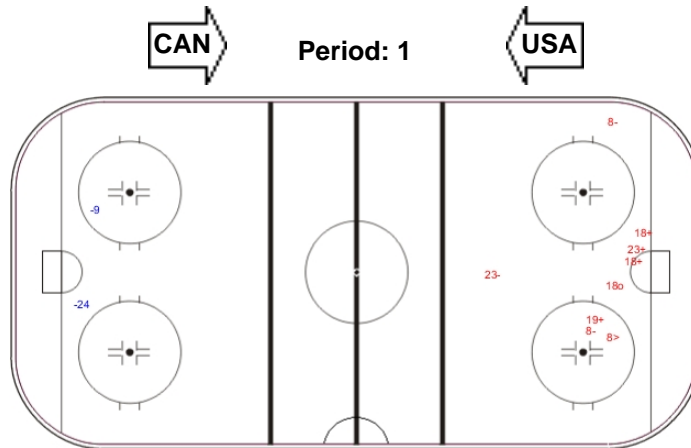
Shot Chart
슛 차트
CAN - USA

Shots by USA

Goals (o): 0 SSG (+): 0
SSP (<): 0 SPG (-): 2



GK 31 of CAN



Shots by CAN

Goals (o): 1 SSG (+): 4
SSP (>): 1 SPG (-): 3



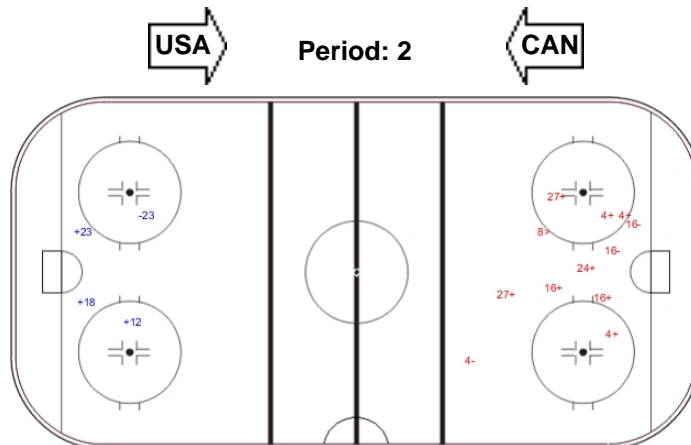
GK 34 of USA

Shots by CAN

Goals (o): 0 SSG (+): 3
SSP (<): 0 SPG (-): 1



GK 34 of USA



Shots by USA

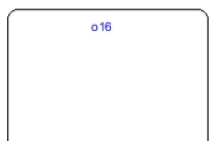
Goals (o): 0 SSG (+): 8
SSP (>): 1 SPG (-): 3



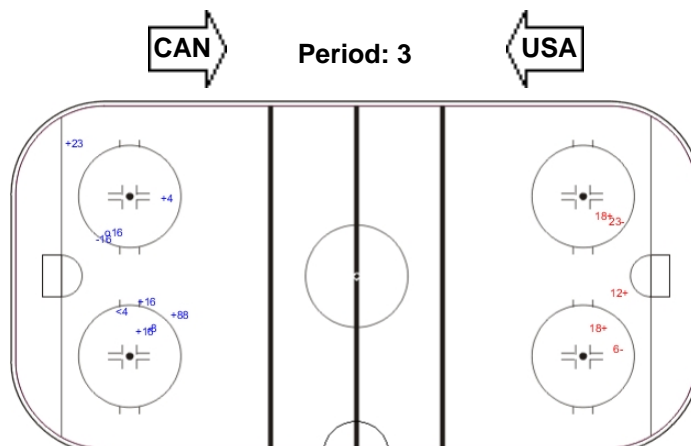
GK 31 of CAN

Shots by USA

Goals (o): 1 SSG (+): 5
SSP (<): 1 SPG (-): 2



GK 31 of CAN



Shots by CAN

Goals (o): 0 SSG (+): 3
SSP (>): 0 SPG (-): 2



GK 34 of USA



Shots by USA

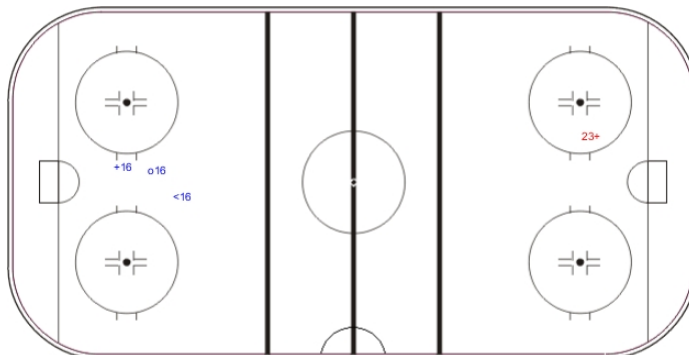
Goals (o): 1 SSG (+): 1
 SSP (<): 1 SPG (-): 0



GK 31 of CAN



Overtime



Shots by CAN

Goals (o): 0 SSG (+): 1
 SSP (>): 0 SPG (-): 0



GK 34 of USA

Legend:			
GK	Goalkeeper	SPG	Shots past goal
SSG	Shots saved by goalkeeper	SSP	Shots saved by player



Face-off Chart

페이스오프 차트

CAN - USA

PERIOD 1

	CAN		USA		Neutral zone		CAN		USA		Total wins all zones				
	Def. zone	Att. zone	Def. zone	Att. zone	Att. zone	Def. zone	Att. zone	Def. zone							
	+ 8	- 24	+ 8	- 24	+ 8	- 24	+ 18	- 16	- 19	+ 16	<table border="1"> <thead> <tr> <th>CAN</th> <th>USA</th> </tr> </thead> <tbody> <tr> <td>7 / 70%</td> <td>3 / 30%</td> </tr> </tbody> </table>	CAN	USA	7 / 70%	3 / 30%
CAN	USA														
7 / 70%	3 / 30%														
	+ 19	- 23	+ 19	- 24											
	+ 18	- 23	+ 8	- 16											
	- 8	+ 24													
	- 18	+ 16													
Total wins / period	3 / 60%	2 / 40%	3 / 100%	0 / 0%	1 / 50%	1 / 50%									

PERIOD 2

	CAN		USA		Neutral zone		CAN		USA		Total wins all zones				
	Def. zone	Att. zone	Def. zone	Att. zone	Att. zone	Def. zone	Att. zone	Def. zone							
	- 8	+ 16	- 8	+ 16	- 18	+ 16					<table border="1"> <thead> <tr> <th>CAN</th> <th>USA</th> </tr> </thead> <tbody> <tr> <td>9 / 56%</td> <td>7 / 44%</td> </tr> </tbody> </table>	CAN	USA	9 / 56%	7 / 44%
CAN	USA														
9 / 56%	7 / 44%														
	+ 18	- 23	- 23	+ 23	+ 18	- 16									
	- 18	+ 16	+ 8	- 23	+ 18	- 24									
	- 23	+ 23													
	+ 23	- 16													
	- 18	+ 23													
	+ 18	- 16													
	+ 8	- 23													
	+ 8	- 23													
	+ 18	- 16													
Total wins / period	6 / 60%	4 / 40%	1 / 33%	2 / 67%	2 / 67%	1 / 33%									

PERIOD 3

	CAN		USA		Neutral zone		CAN		USA		Total wins all zones				
	Def. zone	Att. zone	Def. zone	Att. zone	Att. zone	Def. zone	Att. zone	Def. zone							
	- 8	+ 16	+ 18	- 16	- 23	+ 23					<table border="1"> <thead> <tr> <th>CAN</th> <th>USA</th> </tr> </thead> <tbody> <tr> <td>7 / 50%</td> <td>7 / 50%</td> </tr> </tbody> </table>	CAN	USA	7 / 50%	7 / 50%
CAN	USA														
7 / 50%	7 / 50%														
	+ 23	- 16	+ 23	- 16											
	- 8	+ 23	+ 18	- 16											
	+ 8	- 23	- 18	+ 16											
	- 18	+ 23													
	+ 18	- 16													
	- 18	+ 23													
	- 23	+ 16													
	+ 18	- 16													
Total wins / period	4 / 44%	5 / 56%	3 / 75%	1 / 25%	0 / 0%	1 / 100%									

OVERTIME

	CAN		USA		Neutral zone		CAN		USA		Total wins all zones				
	Def. zone	Att. zone	Def. zone	Att. zone	Att. zone	Def. zone	Att. zone	Def. zone							
			- 18	+ 16							<table border="1"> <thead> <tr> <th>CAN</th> <th>USA</th> </tr> </thead> <tbody> <tr> <td>0 / 0%</td> <td>1 / 100%</td> </tr> </tbody> </table>	CAN	USA	0 / 0%	1 / 100%
CAN	USA														
0 / 0%	1 / 100%														
Total wins / period			0 / 0%	1 / 100%											



TOTAL

Total wins / game	CAN		USA		CAN		USA		Total wins all zones	
	Def. zone	Att. zone	Neutral zone		Att. zone	Def. zone	CAN	USA		
	13 / 54%	11 / 46%	7 / 64%	4 / 36%	3 / 50%	3 / 50%	23 / 56%	18 / 44%		

HEAD TO HEAD

		USA								
	No.	16	23	24	Tot	wins CAN	Dz	Nz	Az	
CAN	8	1 - 3	4 - 1	2 - 1	12	7 58%	4 50%	3 75%		
	18	8 - 5	2 - 3	1 - 0	19	11 58%	6 55%	2 50%	3 75%	
	19	0 - 1	1 - 0	1 - 0	3	2 67%	1 100%	1 100%	0 0%	
	23	3 - 1	0 - 3		7	3 43%	2 50%	1 50%	0 0%	
	Tot	22	14	5	41	23 56%	13 54%	7 64%	3 50%	
	wins USA	10 45%	7 50%	1 20%	18 44%					
	Dz	2 50%	1 100%	0 0%	3 50%					
	Nz	3 43%	1 50%	0 0%	4 36%					
	Az	5 45%	5 45%	1 50%	11 46%					

Legend:
Az Attacking zone **Dz** Defending zone **No.** Jersey number **Nz** Neutral zone **Tot** Total face-offs played



Teams Overall Record

팀 전체 기록

As of SUN 18 MAR 2018

Including Game #20

Team	GP	W	OTW	OTL	L	GF	GA	Rank
United States	5	4	1	0	0	40	2	1
Canada	5	4	0	1	0	43	2	2
Republic of Korea	5	2	1	0	2	8	18	3
Italy	5	1	1	0	3	6	23	4
Norway	5	3	0	1	1	16	15	5
Czech Republic	5	1	1	1	2	11	21	6
Sweden	5	1	0	1	3	9	27	7
Japan	5	0	0	0	5	3	28	8

Legend:

GA	Goals against	GF	Goals for	GP	Games played	L	Losses
OTL	Overtime losses	OTW	Overtime wins	W	Wins		



Game Results by Team

팀별 대회 경기결과

As of SUN 18 MAR 2018

CAN - Canada

Game	Date	Time	Phase	Teams	Results	1	2	3	OT	PSS	Venue
3	SAT10	MAR 19:00	Gp A	CAN - SWE	17 - 0	7 - 0	5 - 0	5 - 0			Gangneung Hockey Centre
6	SUN11	MAR 19:00	Gp A	CAN - ITA	10 - 0	3 - 0	4 - 0	3 - 0			Gangneung Hockey Centre
8	MON12	MAR 15:30	Gp A	CAN - NOR	8 - 0	2 - 0	3 - 0	3 - 0			Gangneung Hockey Centre
15	THU15	MAR 12:00	SF	CAN - KOR	7 - 0	4 - 0	1 - 0	2 - 0			Gangneung Hockey Centre
20	SUN18	MAR 12:00	GMG	CAN - USA	1 - 2	1 - 0	0 - 0	0 - 1	0 - 1		Gangneung Hockey Centre

CZE - Czech Republic

Game	Date	Time	Phase	Teams	Results	1	2	3	OT	PSS	Venue
5	SUN11	MAR 15:30	Gp B	KOR - CZE	3 - 2	0 - 0	1 - 0	1 - 2	1 - 0		Gangneung Hockey Centre
7	MON12	MAR 12:00	Gp B	USA - CZE	10 - 0	3 - 0	7 - 0	0 - 0			Gangneung Hockey Centre
12	TUE13	MAR 19:00	Gp B	CZE - JPN	3 - 0	0 - 0	1 - 0	2 - 0			Gangneung Hockey Centre
13	WED14	MAR 16:00	C5-8	CZE - SWE	4 - 3	1 - 2	0 - 1	2 - 0	0 - 0	1 - 0	Gangneung Hockey Centre
18	FRI16	MAR 20:00	C5-6	NOR - CZE	5 - 2	2 - 1	1 - 0	2 - 1			Gangneung Hockey Centre

ITA - Italy

Game	Date	Time	Phase	Teams	Results	1	2	3	OT	PSS	Venue
1	SAT10	MAR 12:00	Gp A	NOR - ITA	2 - 3	0 - 0	1 - 1	1 - 1	0 - 0	0 - 1	Gangneung Hockey Centre
6	SUN11	MAR 19:00	Gp A	CAN - ITA	10 - 0	3 - 0	4 - 0	3 - 0			Gangneung Hockey Centre
9	MON12	MAR 19:00	Gp A	ITA - SWE	2 - 0	1 - 0	0 - 0	1 - 0			Gangneung Hockey Centre
16	THU15	MAR 20:00	SF	USA - ITA	10 - 1	5 - 0	3 - 0	2 - 1			Gangneung Hockey Centre
19	SAT17	MAR 12:00	BMG	KOR - ITA	1 - 0	0 - 0	0 - 0	1 - 0			Gangneung Hockey Centre

JPN - Japan

Game	Date	Time	Phase	Teams	Results	1	2	3	OT	PSS	Venue
2	SAT10	MAR 15:30	Gp B	KOR - JPN	4 - 1	0 - 0	1 - 0	3 - 1			Gangneung Hockey Centre
4	SUN11	MAR 12:00	Gp B	USA - JPN	10 - 0	3 - 0	6 - 0	1 - 0			Gangneung Hockey Centre
12	TUE13	MAR 19:00	Gp B	CZE - JPN	3 - 0	0 - 0	1 - 0	2 - 0			Gangneung Hockey Centre
14	WED14	MAR 20:00	C5-8	NOR - JPN	6 - 1	2 - 0	3 - 1	1 - 0			Gangneung Hockey Centre
17	FRI16	MAR 16:00	C7-8	JPN - SWE	1 - 5	0 - 1	1 - 2	0 - 2			Gangneung Hockey Centre

KOR - Republic of Korea

Game	Date	Time	Phase	Teams	Results	1	2	3	OT	PSS	Venue
2	SAT10	MAR 15:30	Gp B	KOR - JPN	4 - 1	0 - 0	1 - 0	3 - 1			Gangneung Hockey Centre
5	SUN11	MAR 15:30	Gp B	KOR - CZE	3 - 2	0 - 0	1 - 0	1 - 2	1 - 0		Gangneung Hockey Centre
10	TUE13	MAR 12:00	Gp B	USA - KOR	8 - 0	6 - 0	0 - 0	2 - 0			Gangneung Hockey Centre
15	THU15	MAR 12:00	SF	CAN - KOR	7 - 0	4 - 0	1 - 0	2 - 0			Gangneung Hockey Centre
19	SAT17	MAR 12:00	BMG	KOR - ITA	1 - 0	0 - 0	0 - 0	1 - 0			Gangneung Hockey Centre

NOR - Norway

Game	Date	Time	Phase	Teams	Results	1	2	3	OT	PSS	Venue
1	SAT10	MAR 12:00	Gp A	NOR - ITA	2 - 3	0 - 0	1 - 1	1 - 1	0 - 0	0 - 1	Gangneung Hockey Centre
8	MON12	MAR 15:30	Gp A	CAN - NOR	8 - 0	2 - 0	3 - 0	3 - 0			Gangneung Hockey Centre
11	TUE13	MAR 15:30	Gp A	NOR - SWE	3 - 1	1 - 0	1 - 0	1 - 1			Gangneung Hockey Centre
14	WED14	MAR 20:00	C5-8	NOR - JPN	6 - 1	2 - 0	3 - 1	1 - 0			Gangneung Hockey Centre
18	FRI16	MAR 20:00	C5-6	NOR - CZE	5 - 2	2 - 1	1 - 0	2 - 1			Gangneung Hockey Centre

SWE - Sweden

Game	Date	Time	Phase	Teams	Results	1	2	3	OT	PSS	Venue
3	SAT10	MAR 19:00	Gp A	CAN - SWE	17 - 0	7 - 0	5 - 0	5 - 0			Gangneung Hockey Centre
9	MON12	MAR 19:00	Gp A	ITA - SWE	2 - 0	1 - 0	0 - 0	1 - 0			Gangneung Hockey Centre
11	TUE13	MAR 15:30	Gp A	NOR - SWE	3 - 1	1 - 0	1 - 0	1 - 1			Gangneung Hockey Centre
13	WED14	MAR 16:00	C5-8	CZE - SWE	4 - 3	1 - 2	0 - 1	2 - 0	0 - 0	1 - 0	Gangneung Hockey Centre
17	FRI16	MAR 16:00	C7-8	JPN - SWE	1 - 5	0 - 1	1 - 2	0 - 2			Gangneung Hockey Centre



USA - United States

Game	Date	Time	Phase	Teams	Results	1	2	3	OT	PSS	Venue
4	SUN11	MAR 12:00	Gp B	USA - JPN	10 - 0	3 - 0	6 - 0	1 - 0			Gangneung Hockey Centre
7	MON12	MAR 12:00	Gp B	USA - CZE	10 - 0	3 - 0	7 - 0	0 - 0			Gangneung Hockey Centre
10	TUE13	MAR 12:00	Gp B	USA - KOR	8 - 0	6 - 0	0 - 0	2 - 0			Gangneung Hockey Centre
16	THU15	MAR 20:00	SF	USA - ITA	10 - 1	5 - 0	3 - 0	2 - 1			Gangneung Hockey Centre
20	SUN18	MAR 12:00	GMG	CAN - USA	1 - 2	1 - 0	0 - 0	0 - 1	0 - 1		Gangneung Hockey Centre

Legend:

BMG	Bronze Medal Game	Cx-y	Classification Game	GMG	Gold Medal Game	Gp	Group
OT	Overtime	PSS	Penalty shot shootout	SF	Semifinals		



Player Statistics by Team

팀별 선수 통계

As of SUN 18 MAR 2018

Including Game #20

CAN - Canada

Playing Statistics

No.	Name	Gen	Pos.	GP	G	A	PTS	PIM	+/-	GWG	PPG	SHG	SOG	SG%	TM	M/G	TSh	AT/S
4	DUNN James	M	F	5	2	5	7	0	+9	0	0	1	6	33.33	40:32	8:06	37	1:05
5	HENRY Tyrone	M	D	2	0	1	1	0	+11	0	0	0	0	0.00	38:56	19:28	28	1:23
6	ARMSTRONG Rob	M	D	5	4	7	11	0	+17	0	0	0	5	80.00	101:31	20:18	84	1:12
8	McGREGOR Tyler	M	F	5	8	5	13	14	+11	2	2	1	20	40.00	95:46	19:09	76	1:15
9	SMITH Corbyn	M	F	4	1	2	3	0	+9	0	0	0	3	33.33	34:46	8:41	31	1:07
10	DELANEY Ben	M	F	5	4	5	9	4	+13	0	1	2	9	44.44	81:54	16:22	70	1:10
11	DIXON Adam	M	D	5	2	8	10	2	+18	0	0	0	10	20.00	138:14	27:38	85	1:37
12	WESTLAKE Greg	M	F	5	3	5	8	6	+10	0	1	0	13	23.08	93:07	18:37	81	1:08
14	ARSENAULT Steve	M	D	5	0	2	2	6	+17	0	0	0	2	0.00	115:22	23:04	82	1:24
18	BRIDGES Billy	M	F	5	6	4	10	4	+12	1	1	0	16	37.50	90:23	18:04	79	1:08
19	COZZOLINO Dom	M	F	5	3	7	10	2	+15	0	0	0	12	25.00	78:55	15:47	66	1:11
20	SHOLOMICKI Bryan	M	F	5	3	5	8	4	+12	0	0	0	8	37.50	53:05	10:37	46	1:09
23	HICKEY Liam	M	F	5	6	5	11	0	+12	1	1	0	16	37.50	89:10	17:50	72	1:14
25	GEMMELL James	M	D	1	0	0	0	2	+1	0	0	0	0	0.00	14:37	14:37	10	1:27
27	BOWDEN Brad	M	D	3	1	1	2	2	+4	0	0	0	4	25.00	35:00	11:40	37	0:56
30	WATSON Corbin	M	GK	5	0	0	0	0		0	0	0	0	0.00				
31	LAROCQUE Dominic	M	GK	5	0	0	0	0		0	0	0	0	0.00				

Goalkeeping Statistics

No.	Name	Gen	GPT	GKD	GPI	MIP	MIP%	GA	SVS	SOG	SVS%	GAA	SO	W	L
30	WATSON Corbin	M	5	5	3	97:43	42.76	0	6	6	100.00	0.00	1	3	0
31	LAROCQUE Dominic	M	5	5	4	130:47	57.24	2	21	23	91.30	0.69	1	1	1

Legend:		
A	Assists	AT/S Average time per shift
F	Forward	G Goals
GAA	Goals against as average per 45 minutes	Gen Gender
GKD	Goalkeeper dressed	GP Number of games played
GPT	Number of games played by team	GWG Game winning goals
M	Male	MIP Minutes and seconds played
M/G	Minutes per game	No. Jersey number
Pos.	Position on team	PPG Power play goals
SG%	Percentage of goals from total shots	SHG Shorthanded goals
SOG	Shots on goal	SVS Saves
TM	Total minutes played	TSh Total shifts played
+/-	Plus/minus net	D Defence
		GA Goals against
		GK Goalkeeper
		GPI Games played in
		L Number of games lost
		MIP% MIP as percentage
		PIM Penalties in minutes
		PTS Points
		SO Shutouts
		SVS% SVS as percentage of total SOG
		W Number of games won



Player Statistics by Team

팀별 선수 통계

As of FRI 16 MAR 2018

Including Game #18

CZE - Czech Republic

Playing Statistics

No.	Name	Gen	Pos.	GP	G	A	PTS	PIM	+/-	GWG	PPG	SHG	SOG	SG%	TM	M/G	TSh	AT/S
1	KUDELA Martin	M	GK	5	0	0	0	0		0	0	0	0	0.00				
6	VAPENKA Michal	M	GK	5	0	0	0	0		0	0	0	0	0.00				
7	MOTYCKA David	M	F	5	0	1	1	0	+1	0	0	0	4	0.00	114:27	22:53	95	1:12
11	WAGNER Karel	M	D	5	0	0	0	0	-1	0	0	0	1	0.00	21:40	4:20	24	0:54
15	NOVAK Martin	M	F	5	0	0	0	2	-1	0	0	0	0	0.00	16:25	3:17	20	0:49
24	SAFRANEK Zdenek	M	F	5	1	0	1	31	-5	0	0	0	5	20.00	83:41	16:44	90	0:55
26	KLIMA Zdenek	M	F	5	0	0	0	0	-1	0	0	0	0	0.00	24:46	4:57	27	0:55
29	KUBES Pavel	M	D	5	3	4	7	2	-2	1	1	0	21	14.29	134:04	26:48	109	1:13
65	HRBEK Miroslav	M	D	4	0	1	1	2	-7	0	0	0	1	0.00	77:55	19:28	81	0:57
67	DOLEZAL Pavel	M	D	5	1	1	2	0	-3	0	0	0	3	33.33	139:36	27:55	118	1:10
74	GEIER Michal	M	F	5	3	3	6	2	-4	1	0	1	16	18.75	119:31	23:54	106	1:07
75	RAUL Jiri	M	D	5	0	0	0	8	-7	0	0	0	3	0.00	86:05	17:13	97	0:53
77	PALAT David	M	F	5	0	0	0	4	-10	0	0	0	2	0.00	87:54	17:34	98	0:53
82	HABL Zdenek	M	F	5	1	2	3	4	-3	0	1	0	4	25.00	126:05	25:13	107	1:10
96	KRUPICKA Zdenek	M	F	5	2	1	3	4	-6	0	1	0	8	25.00	97:46	19:33	103	0:56

Goalkeeping Statistics

No.	Name	Gen	GPT	GKD	GPI	MIP	MIP%	GA	SVS	SOG	SVS%	GAA	SO	W	L
1	KUDELA Martin	M	5	5	2	88:59	38.04	14	28	42	66.67	7.08	0	0	2
6	VAPENKA Michal	M	5	5	3	144:56	61.96	6	29	35	82.86	1.86	1	1	1

Legend:

A Assists	AT/S Average time per shift	D Defence
F Forward	G Goals	GA Goals against
GAA Goals against as average per 45 minutes	Gen Gender	GK Goalkeeper
GKD Goalkeeper dressed	GP Number of games played	GPI Games played in
GPT Number of games played by team	GWG Game winning goals	L Number of games lost
M Male	MIP Minutes and seconds played	MIP% MIP as percentage
M/G Minutes per game	No. Jersey number	PIM Penalties in minutes
Pos. Position on team	PPG Power play goals	PTS Points
SG% Percentage of goals from total shots	SHG Shorthanded goals	SO Shutouts
SOG Shots on goal	SVS Saves	SVS% SVS as percentage of total SOG
TM Total minutes played	TSh Total shifts played	W Number of games won
+/- Plus/minus net		



Player Statistics by Team

팀별 선수 통계
As of SAT 17 MAR 2018
Including Game #19

ITA - Italy

Playing Statistics

No.	Name	Gen	Pos.	GP	G	A	PTS	PIM	+/-	GWG	PPG	SHG	SOG	SG%	TM	M/G	TSh	AT/S
1	STILLITANO Santino	M	GK	5	0	0	0	0		0	0	0	0	0.00				
3	ROSA Gianluigi	M	D	5	2	1	3	4	-7	0	0	0	11	18.18	131:06	26:13	76	1:43
5	PLANKER Florian	M	D	4	0	1	1	4	-6	0	0	0	6	0.00	105:37	26:24	58	1:49
6	CAVALIERE Gian Luca	M	D	5	0	0	0	2	-6	0	0	0	2	0.00	91:24	18:16	70	1:18
7	WINKLER Werner	M	F	5	0	0	0	2	-6	0	0	0	2	0.00	84:54	16:58	64	1:19
8	RADICE Roberto	M	F	5	0	0	0	0	-6	0	0	0	1	0.00	43:14	8:38	34	1:16
9	KALEGARIS Sandro	M	F	4	2	0	2	6	-5	1	1	0	9	22.22	89:50	22:27	61	1:28
10	KAFMANN Stephan	M	F	5	0	0	0	0	-4	0	0	0	1	0.00	56:49	11:21	55	1:01
11	LARCH Nils	M	F	5	1	1	2	2	-3	1	0	0	2	50.00	95:15	19:03	65	1:27
14	BALOSSETTI Bruno	M	D	2	0	0	0	0	-5	0	0	0	0	0.00	23:37	11:48	24	0:59
15	ARAUDO Gabriele	M	GK	5	0	0	0	0		0	0	0	0	0.00				
18	MACRI Andrea	M	D	4	0	0	0	8	-4	0	0	0	4	0.00	108:34	27:08	62	1:45
26	ANTOCHI Eusebiu	M	F	5	0	0	0	4	-6	0	0	0	0	0.00	44:38	8:55	38	1:10
27	ANDREONI Alessandro	M	F	2	0	0	0	0	-4	0	0	0	0	0.00	21:36	10:48	21	1:01
62	DEPAOLI Christoph	M	F	5	0	1	1	0	-3	0	0	0	3	0.00	71:52	14:22	55	1:18
68	CORVINO Valerio	M	F	5	1	0	1	4	-4	0	1	0	6	16.67	53:52	10:46	47	1:08
73	LEPERDI Greg	M	F	4	0	1	1	0	-5	0	0	0	8	0.00	94:12	23:33	59	1:35

Goalkeeping Statistics

No.	Name	Gen	GPT	GKD	GPI	MIP	MIP%	GA	SVS	SOG	SVS%	GAA	SO	W	L
1	STILLITANO Santino	M	5	5	2	75:00	32.72	15	20	35	57.14	9.00	0	0	1
15	ARAUDO Gabriele	M	5	5	4	154:15	67.28	8	34	42	80.95	2.33	1	1	2

Legend:

A Assists	AT/S Average time per shift	D Defence
F Forward	G Goals	GA Goals against
GAA Goals against as average per 45 minutes	Gen Gender	GK Goalkeeper
GKD Goalkeeper dressed	GP Number of games played	GPI Games played in
GPT Number of games played by team	GWG Game winning goals	L Number of games lost
M Male	MIP Minutes and seconds played	MIP% MIP as percentage
M/G Minutes per game	No. Jersey number	PIM Penalties in minutes
Pos. Position on team	PPG Power play goals	PTS Points
SG% Percentage of goals from total shots	SHG Shorthanded goals	SO Shutouts
SOG Shots on goal	SVS Saves	SVS% SVS as percentage of total SOG
TM Total minutes played	TSh Total shifts played	W Number of games won
+/- Plus/minus net		



Player Statistics by Team

팀별 선수 통계
As of FRI 16 MAR 2018
Including Game #17

JPN - Japan

Playing Statistics

No.	Name	Gen	Pos.	GP	G	A	PTS	PIM	+/-	GWG	PPG	SHG	SOG	SG%	TM	M/G	TSh	AT/S
7	HORIE Wataru	M	F	5	0	1	1	6	-8	0	0	0	3	0.00	116:56	23:23	60	1:56
13	YOSHIKAWA Mamoru	M	F	5	0	0	0	4	-10	0	0	0	3	0.00	102:20	20:28	66	1:33
16	SHIBA Taimei	M	F	5	0	0	0	2	-4	0	0	0	0	0.00	13:37	2:43	13	1:02
18	NAKAMURA Toshiyuki	M	D	5	0	0	0	2	-4	0	0	0	0	0.00	27:21	5:28	22	1:14
21	FUKUSHIMA Shinobu	M	GK	5	0	0	0	0		0	0	0	0	0.00				
24	SUDO Satoru	M	D	5	0	0	0	0	-15	0	0	0	3	0.00	123:27	24:41	62	1:59
25	MISAWA Eiji	M	D	5	0	0	0	4	-9	0	0	0	0	0.00	126:10	25:14	66	1:54
27	ANNAKA Mikio	M	F	5	0	0	0	0	-7	0	0	0	0	0.00	67:41	13:32	51	1:19
30	MOCHIZUKI Kazuya	M	GK	5	0	0	0	0		0	0	0	0	0.00				
32	UEHARA Daisuke	M	D	5	0	2	2	2	-12	0	0	0	4	0.00	149:43	29:56	69	2:10
33	ISHII Hideaki	M	D	5	0	0	0	0	-6	0	0	0	1	0.00	22:59	4:35	21	1:05
36	HIROSE Susumu	M	F	0	0	0	0	0	0	0	0	0	0	0.00	0:00	0:00	0	0:00
40	SHIOYA Yoshihiro	M	F	4	0	0	0	0	-2	0	0	0	1	0.00	8:05	2:01	8	1:00
55	TAKAHASHI Kazuhiro	M	F	5	3	0	3	6	-10	0	1	1	4	75.00	129:02	25:48	70	1:50
70	KODAMA Nao	M	F	5	0	0	0	0	-7	0	0	0	2	0.00	72:12	14:26	53	1:21
79	NAGUMO Keisuke	M	F	1	0	0	0	0	0	0	0	0	0	0.00	2:22	2:22	1	2:22
96	KUMAGAI Masaharu	M	F	5	0	1	1	2	-13	0	0	0	9	0.00	139:27	27:53	71	1:57

Goalkeeping Statistics

No.	Name	Gen	GPT	GKD	GPI	MIP	MIP%	GA	SVS	SOG	SVS%	GAA	SO	W	L
21	FUKUSHIMA Shinobu	M	5	5	5	193:42	86.70	26	56	82	68.29	6.04	0	0	5
30	MOCHIZUKI Kazuya	M	5	5	2	29:43	13.30	1	3	4	75.00	1.51	0	0	0

Legend:

A Assists	AT/S Average time per shift	D Defence
F Forward	G Goals	GA Goals against
GAA Goals against as average per 45 minutes	Gen Gender	GK Goalkeeper
GKD Goalkeeper dressed	GP Number of games played	GPI Games played in
GPT Number of games played by team	GWG Game winning goals	L Number of games lost
M Male	MIP Minutes and seconds played	MIP% MIP as percentage
M/G Minutes per game	No. Jersey number	PIM Penalties in minutes
Pos. Position on team	PPG Power play goals	PTS Points
SG% Percentage of goals from total shots	SHG Shorthanded goals	SO Shutouts
SOG Shots on goal	SVS Saves	SVS% SVS as percentage of total SOG
TM Total minutes played	TSh Total shifts played	W Number of games won
+/- Plus/minus net		



Player Statistics by Team

팀별 선수 통계

As of SAT 17 MAR 2018

Including Game #19

KOR - Republic of Korea

Playing Statistics

No.	Name	Gen	Pos.	GP	G	A	PTS	PIM	+/-	GWG	PPG	SHG	SOG	SG%	TM	M/G	TSh	AT/S
7	CHOI Kwang Hyouk	M	F	3	0	0	0	2	-1	0	0	0	0	0.00	8:41	2:53	8	1:05
10	CHO Young Jae	M	D	5	1	1	2	2	0	0	0	0	8	12.50	118:33	23:42	86	1:22
12	KIM Young Sung	M	D	5	0	1	1	10	-7	0	0	0	4	0.00	106:38	21:19	85	1:15
14	JUNG Seung Hwan	M	F	5	3	3	6	4	+1	2	0	0	20	15.00	119:51	23:58	89	1:20
20	JANG Dong Shin	M	D	5	2	2	4	2	-7	1	1	0	4	50.00	104:28	20:53	86	1:12
21	LEE Ju Seung	M	F	5	1	0	1	8	-6	0	0	0	6	16.67	104:06	20:49	83	1:15
23	LEE Yong Min	M	F	5	0	0	0	2	-9	0	0	0	4	0.00	87:27	17:29	79	1:06
26	KIM Dea Jung	M	F	3	0	0	0	0	-4	0	0	0	0	0.00	13:53	4:37	14	0:59
27	CHO Byeong Seok	M	F	5	0	1	1	0	+1	0	0	0	7	0.00	101:12	20:14	84	1:12
28	LEE Jong Kyung	M	F	5	0	2	2	4	+2	0	0	0	3	0.00	99:39	19:55	79	1:15
31	YU Man Gyun	M	GK	5	0	0	0	0		0	0	0	0	0.00				
32	LEE Jae Woong	M	GK	5	0	0	0	0		0	0	0	0	0.00				
44	LEE Hae Man	M	D	3	1	0	1	0	0	0	1	0	1	100.00	2:27	0:49	2	1:13
55	JANG Jong Ho	M	F	4	0	2	2	0	-2	0	0	0	2	0.00	70:18	17:34	60	1:10
68	HAN Min Su	M	D	5	0	0	0	0	-1	0	0	0	6	0.00	118:53	23:46	87	1:21
89	LEE Ji Hoon	M	D	4	0	1	1	0	-6	0	0	0	0	0.00	23:32	5:53	25	0:56
97	CHOI Si Woo	M	F	3	0	0	0	0	-2	0	0	0	1	0.00	16:59	5:39	18	0:56

Goalkeeping Statistics

No.	Name	Gen	GPT	GKD	GPI	MIP	MIP%	GA	SVS	SOG	SVS%	GAA	SO	W	L
31	YU Man Gyun	M	5	5	3	102:26	45.48	7	18	25	72.00	3.08	0	2	1
32	LEE Jae Woong	M	5	5	3	122:47	54.52	11	38	49	77.55	4.03	1	1	1

Legend:

A Assists	AT/S Average time per shift	D Defence
F Forward	G Goals	GA Goals against
GAA Goals against as average per 45 minutes	Gen Gender	GK Goalkeeper
GKD Goalkeeper dressed	GP Number of games played	GPI Games played in
GPT Number of games played by team	GWG Game winning goals	L Number of games lost
M Male	MIP Minutes and seconds played	MIP% MIP as percentage
M/G Minutes per game	No. Jersey number	PIM Penalties in minutes
Pos. Position on team	PPG Power play goals	PTS Points
SG% Percentage of goals from total shots	SHG Shorthanded goals	SO Shutouts
SOG Shots on goal	SVS Saves	SVS% SVS as percentage of total SOG
TM Total minutes played	TSh Total shifts played	W Number of games won
+/- Plus/minus net		



Player Statistics by Team

팀별 선수 통계
As of FRI 16 MAR 2018
Including Game #18

NOR - Norway

Playing Statistics

No.	Name	Gen	Pos.	GP	G	A	PTS	PIM	+/-	GWG	PPG	SHG	SOG	SG%	TM	M/G	TSh	AT/S
3	PEDERSEN Rolf Einar	M	D	5	5	2	7	2	+1	2	1	0	12	41.67	137:09	27:25	81	1:41
7	HAGEN Eskil	M	D	1	0	0	0	0	-1	0	0	0	1	0.00	5:44	5:44	8	0:43
9	VAERNES Morten	M	F	5	1	4	5	2	+1	0	1	0	7	14.29	90:16	18:03	68	1:19
10	RIVERA Tor Joakim	M	F	4	0	0	0	0	-2	0	0	0	0	0.00	10:03	2:30	10	1:00
12	BOGLE Magnus	M	F	5	3	5	8	4	+8	1	1	0	7	42.86	94:18	18:51	79	1:11
15	SORHEIM Emil	M	F	5	0	0	0	0	-5	0	0	0	3	0.00	54:31	10:54	45	1:12
16	NORDSTOGA Knut Andre	M	D	5	1	4	5	2	+5	0	0	0	6	16.67	131:23	26:16	82	1:36
17	SOLBERG Loyd R	M	F	5	0	1	1	6	+2	0	0	0	6	0.00	106:36	21:19	62	1:43
18	HAMAR Kjell Christian	M	GK	5	0	0	0	0		0	0	0	0	0.00				
19	DENG Kissinger	M	GK	5	0	0	0	0		0	0	0	0	0.00				
20	HAMRE Martin	M	F	4	0	3	3	4	+4	0	0	0	1	0.00	84:58	21:14	58	1:27
22	BAKKE Audun	M	F	5	6	0	6	0	-2	0	1	1	11	54.55	102:52	20:34	70	1:28
23	KLAKEGG Jan Roger	M	D	5	0	0	0	4	-3	0	0	0	5	0.00	112:39	22:31	76	1:28
24	AVDAL Thommas	M	D	5	0	0	0	4	0	0	0	0	1	0.00	56:12	11:14	51	1:06
27	VATNE Emil	M	F	4	0	0	0	0	0	0	0	0	0	0.00	20:36	5:09	21	0:58
29	SCHROEDER Lena	F	F	1	0	0	0	0	-1	0	0	0	0	0.00	5:13	5:13	5	1:02
71	OISETH Ola	M	F	5	0	1	1	0	-3	0	0	0	2	0.00	99:50	19:58	71	1:24
77	AANEKRE Torstein	M	F	1	0	0	0	0	-1	0	0	0	0	0.00	6:54	6:54	8	0:51

Goalkeeping Statistics

No.	Name	Gen	GPT	GKD	GPI	MIP	MIP%	GA	SVS	SOG	SVS%	GAA	SO	W	L
18	HAMAR Kjell Christian	M	5	5	4	185:00	80.43	14	46	60	76.67	3.41	0	2	2
19	DENG Kissinger	M	5	5	1	45:00	19.57	1	9	10	90.00	1.00	0	1	0

Legend:

A	Assists	AT/S	Average time per shift	D	Defence
F	Female / Forward	G	Goals	GA	Goals against
GAA	Goals against as average per 45 minutes	Gen	Gender	GK	Goalkeeper
GKD	Goalkeeper dressed	GP	Number of games played	GPI	Games played in
GPT	Number of games played by team	GWG	Game winning goals	L	Number of games lost
M	Male	MIP	Minutes and seconds played	MIP%	MIP as percentage
M/G	Minutes per game	No.	Jersey number	PIM	Penalties in minutes
Pos.	Position on team	PPG	Power play goals	PTS	Points
SG%	Percentage of goals from total shots	SHG	Shorthanded goals	SO	Shutouts
SOG	Shots on goal	SVS	Saves	SVS%	SVS as percentage of total SOG
TM	Total minutes played	TSh	Total shifts played	W	Number of games won
+/-	Plus/minus net				



Player Statistics by Team

팀별 선수 통계
As of FRI 16 MAR 2018
Including Game #17

SWE - Sweden

Playing Statistics

No.	Name	Gen	Pos.	GP	G	A	PTS	PIM	+/-	GWG	PPG	SHG	SOG	SG%	TM	M/G	TSh	AT/S
3	INGVARSSON Niklas	M	D	5	4	0	4	6	-5	1	1	0	10	40.00	218:04	43:36	41	5:19
5	NILSSON Ulf	M	GK	5	0	0	0	0		0	0	0	0	0.00				
6	NILSSON Peter	M	D	5	0	2	2	2	-6	0	0	0	5	0.00	154:14	30:50	71	2:10
7	KARLSSON Goran	M	F	5	0	0	0	0	-8	0	0	0	0	0.00	17:30	3:30	19	0:55
8	KASPERI Per	M	F	4	2	5	7	12	+5	0	0	1	12	16.67	119:45	29:56	59	2:01
9	MAGNEVILL Martin	M	F	0	0	0	0	0	0	0	0	0	0	0.00	0:00	0:00	0	0:00
10	MENG Robin	M	F	4	0	2	2	2	+2	0	0	0	1	0.00	88:13	22:03	61	1:26
11	LUNDGREN Rasmus	M	D	0	0	0	0	0	0	0	0	0	0	0.00	0:00	0:00	0	0:00
14	JONSSON Kenth	M	F	0	0	0	0	0	0	0	0	0	0	0.00	0:00	0:00	0	0:00
15	HEDBERG Christian	M	F	5	0	1	1	6	-4	0	0	0	2	0.00	104:51	20:58	87	1:12
17	CEDERSTAM Daniel	M	F	5	0	0	0	0	-12	0	0	0	0	0.00	22:51	4:34	23	0:59
18	OJALA Peter	M	F	5	0	0	0	4	-9	0	0	0	1	0.00	78:27	15:41	64	1:13
19	WISTRAND Anders	M	D	3	0	0	0	0	-13	0	0	0	0	0.00	21:58	7:19	20	1:05
20	RAKOS Niklas	M	F	5	0	1	1	6	-5	0	0	0	0	0.00	100:20	20:04	68	1:28
21	HOLM Marcus	M	D	5	1	0	1	4	-7	0	0	0	1	100.00	121:20	24:16	79	1:32
84	NEJMAN Andreas	M	GK	5	0	0	0	0		0	0	0	0	0.00				
93	GYLLSTEN Maximilian	M	F	5	2	2	4	2	0	0	0	0	4	50.00	89:48	17:57	78	1:09

Goalkeeping Statistics

No.	Name	Gen	GPT	GKD	GPI	MIP	MIP%	GA	SVS	SOG	SVS%	GAA	SO	W	L
5	NILSSON Ulf	M	5	5	5	211:47	90.48	18	74	92	80.43	3.82	0	1	4
84	NEJMAN Andreas	M	5	5	1	22:17	9.52	8	18	26	69.23	16.16	0	0	0

Legend:		
A	Assists	AT/S Average time per shift
F	Forward	G Goals
GAA	Goals against as average per 45 minutes	Gen Gender
GKD	Goalkeeper dressed	GP Number of games played
GPT	Number of games played by team	GWG Game winning goals
M	Male	MIP Minutes and seconds played
M/G	Minutes per game	No. Jersey number
Pos.	Position on team	PPG Power play goals
SG%	Percentage of goals from total shots	SHG Shorthanded goals
SOG	Shots on goal	SVS Saves
TM	Total minutes played	TSh Total shifts played
+/-	Plus/minus net	D Defence
		GA Goals against
		GK Goalkeeper
		GPI Games played in
		L Number of games lost
		MIP% MIP as percentage
		PIM Penalties in minutes
		PTS Points
		SO Shutouts
		SVS% SVS as percentage of total SOG
		W Number of games won



Player Statistics by Team

팀별 선수 통계

As of SUN 18 MAR 2018

Including Game #20

USA - United States

Playing Statistics

No.	Name	Gen	Pos.	GP	G	A	PTS	PIM	+/-	GWG	PPG	SHG	SOG	SG%	TM	M/G	TSh	AT/S
3	DEQUEBEC Ralph	M	D	3	0	3	3	2	+9	0	0	0	2	0.00	56:29	18:49	35	1:36
4	ROYBAL Brody	M	F	5	10	7	17	0	+15	2	2	0	19	52.63	102:21	20:28	61	1:40
5	HANNING JR Billy	M	D	3	0	2	2	0	+5	0	0	0	6	0.00	62:25	20:48	36	1:44
8	WALLACE Jack	M	F	5	2	3	5	2	+11	0	0	0	13	15.38	81:36	16:19	53	1:32
9	DODSON Travis	M	F	4	3	0	3	0	+5	0	0	0	6	50.00	47:35	11:53	37	1:17
11	CARRON Tyler	M	D	4	0	4	4	12	+14	0	0	0	3	0.00	74:35	18:38	42	1:46
13	McDERMOTT Luke	M	F	4	2	0	2	4	+6	0	0	0	5	40.00	53:25	13:21	42	1:16
15	LANDEROS Nikko	M	D	4	4	7	11	2	+14	0	3	0	10	40.00	98:34	24:38	50	1:58
16	FARMER Declan	M	F	5	11	6	17	0	+11	1	3	2	25	44.00	94:43	18:56	58	1:37
20	PAGE Adam	M	F	5	0	7	7	4	+7	0	0	0	4	0.00	57:36	11:31	40	1:26
22	GROVE Noah	M	F	4	2	2	4	0	+6	0	0	0	4	50.00	35:18	8:49	28	1:15
23	ROMAN Rico	M	F	4	1	1	2	2	+5	0	0	0	5	20.00	57:57	14:29	44	1:19
24	MISIEWICZ Joshua	M	F	5	3	7	10	4	+12	1	1	0	9	33.33	87:28	17:29	58	1:30
27	PAULS Josh	M	D	5	0	8	8	0	+15	0	0	0	9	0.00	133:12	26:38	62	2:08
32	LEE Jen	M	GK	5	0	0	0	0		0	0	0	0	0.00				
34	CASH Steve	M	GK	5	0	0	0	0		0	0	0	0	0.00				
88	McKEE Kevin	M	F	5	2	6	8	0	+13	1	0	0	8	25.00	68:50	13:46	45	1:31

Goalkeeping Statistics

No.	Name	Gen	GPT	GKD	GPI	MIP	MIP%	GA	SVS	SOG	SVS%	GAA	SO	W	L
32	LEE Jen	M	5	5	2	75:00	32.93	1	3	4	75.00	0.60	1	1	0
34	CASH Steve	M	5	5	4	152:44	67.07	1	30	31	96.77	0.29	2	4	0

Legend:

A Assists	AT/S Average time per shift	D Defence
F Forward	G Goals	GA Goals against
GAA Goals against as average per 45 minutes	Gen Gender	GK Goalkeeper
GKD Goalkeeper dressed	GP Number of games played	GPI Games played in
GPT Number of games played by team	GWG Game winning goals	L Number of games lost
M Male	MIP Minutes and seconds played	MIP% MIP as percentage
M/G Minutes per game	No. Jersey number	PIM Penalties in minutes
Pos. Position on team	PPG Power play goals	PTS Points
SG% Percentage of goals from total shots	SHG Shorthanded goals	SO Shutouts
SOG Shots on goal	SVS Saves	SVS% SVS as percentage of total SOG
TM Total minutes played	TSh Total shifts played	W Number of games won
+/- Plus/minus net		



Team Statistics

팀 통계

As of SUN 18 MAR 2018

Including Game #20

Scoring Efficiency

(Ranked by highest SG% / highest GP)

R Team	GP	GF	SSG	SOG	SG%
1 CAN	5	43	81	124	34.68
2 USA	5	40	88	128	31.25
3 NOR	5	16	46	62	25.81
4 SWE	5	9	27	36	25.00
5 CZE	5	11	57	68	16.18
6 KOR	5	8	58	66	12.12
7 ITA	5	6	49	55	10.91
8 JPN	5	3	27	30	10.00

Power Play

(Ranked by highest PP% / highest GP)

R Team	GP	ADV	PPGF	PP%	TPP	M:S
1 CAN	5	11	6	54.55	14:26	02:24
2 USA	5	20	9	45.00	23:33	02:37
3 NOR	5	14	4	28.57	24:56	06:14
4 CZE	5	17	3	17.65	26:08	08:42
5 JPN	5	8	1	12.50	14:27	14:27
6 ITA	5	17	2	11.76	26:44	13:22
7 KOR	5	18	2	11.11	31:51	15:55
8 SWE	5	12	1	8.33	19:51	19:51

Penalty Killing

(Ranked by highest PK% / highest GP)

R Team	GP	DVG	PPGA	PK%	TSH	M:S
1 CAN	5	14	0	100.00	29:04	00:00
2 USA	5	11	1	90.91	19:35	19:35
3 NOR	5	13	3	76.92	20:31	06:50
4 CZE	5	17	4	76.47	27:22	06:50
5 ITA	5	18	5	72.22	21:43	04:20
6 KOR	5	14	4	71.43	20:31	05:07
7 JPN	5	14	5	64.29	22:08	04:25
8 SWE	5	16	6	62.50	21:02	03:30

Goalkeeping

(Ranked by highest SVS%)

R Team	GP	GA	SVS	SOG	SVS%	GAA	SHGA	PPGA	SO	ENG
1 USA	5	2	33	35	94.29	0.40	0	1	3	0
2 CAN	5	2	27	29	93.10	0.39	0	0	4	0
3 NOR	5	15	55	70	78.57	2.93	2	3	0	0
4 SWE	5	27	92	119	77.31	5.19	0	6	0	1
5 KOR	5	18	56	74	75.68	3.60	3	4	1	0
6 CZE	5	21	57	78	73.08	4.04	1	4	1	1
7 ITA	5	23	54	77	70.13	4.51	3	5	1	0
8 JPN	5	28	59	87	67.82	5.64	1	5	0	1

Penalties

(Ranked by highest PIM)

R Team	GP	2	5	10	GM	MP	PIM	PAVG
1 CZE	5	17	1	0	1	0	59	11:00
2 CAN	5	18	0	1	0	0	46	9:00
3 SWE	5	17	0	1	0	0	44	8:00
4 ITA	5	18	0	0	0	0	36	7:00
5 KOR	5	18	0	0	0	0	36	7:00
6 USA	5	11	0	1	0	0	32	6:00
7 JPN	5	15	0	0	0	0	30	6:00
8 NOR	5	14	0	0	0	0	28	5:00

Shorthanded Goals

(Ranked by highest NET / lowest GP)

R Team	GP	SHGF	SHGA	NET
1 CAN	5	4	0	+4
2 USA	5	2	0	+2
3 SWE	5	1	0	+1
4 CZE	5	1	1	0
4 JPN	5	1	1	0
6 NOR	5	1	2	-1
7 ITA	5	0	3	-3
7 KOR	5	0	3	-3

Attendance

(Ranked by highest average attendance)

R Team	GP	Spect	AVG
1 KOR	5	30934	6186
2 CAN	5	28825	5765
3 USA	5	28717	5743
4 SWE	5	27837	5567
5 CZE	5	26302	5260
6 NOR	5	26212	5242
7 ITA	5	26083	5216
8 JPN	5	25924	5184
Total	20	110417	5520

Legend:

2 Two (2) minute penalties	5 Five (5) minute penalties	10 Ten (10) minute penalties
ADV Advantage (times on power play)	AVG Average	DVG Disadvantage (number of times shorthanded)
ENG Empty net goals	GA Goals against	GAA Goals against as average per 45 minutes
GF Goals for	GM Game misconducts	GP Number of games played
MP Match penalties	M:S Average time in min. and sec.	NET SHGF - SHGA
PAVG PIM in average	PIM Penalties in minutes	PK% Penalty killing percentage
PPGA Power play goals against	PPGF Power play goals for	PP% Power play eff. as percentage
R Ranking	SG% Percentage of goals from total shots	SHGA Shorthanded goals against
SHGF Shorthanded goals for	SO Shutouts	SOG Shots on goal
Spect Spectators	SSG Shots saved by goalkeeper	SVS Saves
SVS% SVS as percentage of total SOG	TPP Time of power play	TSH Time shorthanded in min. and sec.



Goalkeepers

골키퍼

As of SUN 18 MAR 2018

Including Game #20

(Ranked by highest SVS% / lowest GAA / highest GPI)

Rank	Name	Gender	No.	Team	GKD	GPI	MIP	MIP%	SOG	GA	SVS	SVS%	GAA	PPGA	SHGA	SO
1	WATSON Corbin	M	30	CAN	5	3	97:43	42.76	6	0	6	100.00	0.00	0	0	1
2	CASH Steve	M	34	USA	5	4	152:44	67.07	31	1	30	96.77	0.29	0	0	2
3	LAROCQUE Dominic	M	31	CAN	5	4	130:47	57.24	23	2	21	91.30	0.69	0	0	1
4	VAPENKA Michal	M	6	CZE	5	3	144:56	61.96	35	6	29	82.86	1.86	0	0	1
5	ARAUDO Gabriele	M	15	ITA	5	4	154:15	67.28	42	8	34	80.95	2.33	2	0	1
6	NILSSON Ulf	M	5	SWE	5	5	211:47	90.48	92	18	74	80.43	3.82	6	0	0
7	LEE Jae Woong	M	32	KOR	5	3	122:47	54.52	49	11	38	77.55	4.03	1	2	1
8	HAMAR Kjell Christian	M	18	NOR	5	4	185:00	80.43	60	14	46	76.67	3.41	3	2	0
9	YU Man Gyun	M	31	KOR	5	3	102:26	45.48	25	7	18	72.00	3.08	3	1	0
10	FUKUSHIMA Shinobu	M	21	JPN	5	5	193:42	86.70	82	26	56	68.29	6.04	5	1	0

(Goalkeepers with less than 40% of their team's total minutes (MIP% less 40))

Name	Gender	No.	Team	GKD	GPI	MIP	MIP%	SOG	GA	SVS	SVS%	GAA	PPGA	SHGA	SO
DENG Kissinger	M	19	NOR	5	1	45:00	19.57	10	1	9	90.00	1.00	0	0	0
LEE Jen	M	32	USA	5	2	75:00	32.93	4	1	3	75.00	0.60	1	0	1
MOCHIZUKI Kazuya	M	30	JPN	5	2	29:43	13.30	4	1	3	75.00	1.51	0	0	0
NEJMAN Andreas	M	84	SWE	5	1	22:17	9.52	26	8	18	69.23	16.16	0	0	0
KUDELA Martin	M	1	CZE	5	2	88:59	38.04	42	14	28	66.67	7.08	4	0	0
STILLITANO Santino	M	1	ITA	5	2	75:00	32.72	35	15	20	57.14	9.00	3	3	0

Legend:

GA	Goals against	GAA	Goals against as average per 45 minutes	GKD	Goalkeeper dressed
GPI	Games played in	M	Male	MIP	Minutes and seconds played
MIP%	MIP as percentage	No.	Jersey number	PPGA	Power play goals against
SHGA	Shorthanded goals against	SO	Shutouts (no GA in a game)	SOG	Shots on goal (G+SSG)
SVS	Saves	SVS%	SVS as percentage of total SOG		



Scoring Leaders

득점 선수

As of SUN 18 MAR 2018

Including Game #20

(Ranked by highest PTS/ highest G/ lowest GP)

Rank	Name	Gender	No.	Team	Pos.	GP	G	A	PTS	PIM	+/-
1	FARMER Declan	M	16	USA	F	5	11	6	17	0	+11
2	ROYBAL Brody	M	4	USA	F	5	10	7	17	0	+15
3	McGREGOR Tyler	M	8	CAN	F	5	8	5	13	14	+11
4	HICKEY Liam	M	23	CAN	F	5	6	5	11	0	+12
5	LANDEROS Nikko	M	15	USA	D	4	4	7	11	2	+14
6	ARMSTRONG Rob	M	6	CAN	D	5	4	7	11	0	+17
7	BRIDGES Billy	M	18	CAN	F	5	6	4	10	4	+12
8	COZZOLINO Dom	M	19	CAN	F	5	3	7	10	2	+15
8	MISIEWICZ Joshua	M	24	USA	F	5	3	7	10	4	+12
10	DIXON Adam	M	11	CAN	D	5	2	8	10	2	+18
11	DELANEY Ben	M	10	CAN	F	5	4	5	9	4	+13
12	BOGLE Magnus	M	12	NOR	F	5	3	5	8	4	+8
12	SHOLOMICKI Bryan	M	20	CAN	F	5	3	5	8	4	+12
12	WESTLAKE Greg	M	12	CAN	F	5	3	5	8	6	+10
15	McKEE Kevin	M	88	USA	F	5	2	6	8	0	+13
16	PAULS Josh	M	27	USA	D	5	0	8	8	0	+15
17	PEDERSEN Rolf Einar	M	3	NOR	D	5	5	2	7	2	+1
18	KUBES Pavel	M	29	CZE	D	5	3	4	7	2	-2
19	KASPERI Per	M	8	SWE	F	4	2	5	7	12	+5
20	DUNN James	M	4	CAN	F	5	2	5	7	0	+9
21	PAGE Adam	M	20	USA	F	5	0	7	7	4	+7
22	BAKKE Audun	M	22	NOR	F	5	6	0	6	0	-2
23	GEIER Michal	M	74	CZE	F	5	3	3	6	2	-4
23	JUNG Seung Hwan	M	14	KOR	F	5	3	3	6	4	+1
25	WALLACE Jack	M	8	USA	F	5	2	3	5	2	+11
26	NORDSTOGA Knut Andre	M	16	NOR	D	5	1	4	5	2	+5
26	VAERNES Morten	M	9	NOR	F	5	1	4	5	2	+1
28	INGVARSSON Niklas	M	3	SWE	D	5	4	0	4	6	-5
29	GROVE Noah	M	22	USA	F	4	2	2	4	0	+6
30	GYLLSTEN Maximilian	M	93	SWE	F	5	2	2	4	2	0
30	JANG Dong Shin	M	20	KOR	D	5	2	2	4	2	-7

Legend:

A	Assists	D	Defence	F	Forward
G	Goals	GP	Number of games played	M	Male
No.	Jersey number	PIM	Penalties in minutes	Pos.	Position
PTS	Points	+/-	Plus/minus net		



Goal Scoring Leaders

골득점 선수

As of SUN 18 MAR 2018

Including Game #20

(Ranked by highest G/ lowest GP)

Rank	Name	Gender	No.	Team	Pos.	GP	G	S	SG%	PPG	SHG	+/-
1	FARMER Declan	M	16	USA	F	5	11	25	44.00	3	2	+11
2	ROYBAL Brody	M	4	USA	F	5	10	19	52.63	2	0	+15
3	McGREGOR Tyler	M	8	CAN	F	5	8	20	40.00	2	1	+11
4	BAKKE Audun	M	22	NOR	F	5	6	11	54.55	1	1	-2
4	BRIDGES Billy	M	18	CAN	F	5	6	16	37.50	1	0	+12
4	HICKEY Liam	M	23	CAN	F	5	6	16	37.50	1	0	+12
7	PEDERSEN Rolf Einar	M	3	NOR	D	5	5	12	41.67	1	0	+1
8	LANDEROS Nikko	M	15	USA	D	4	4	10	40.00	3	0	+14
9	ARMSTRONG Rob	M	6	CAN	D	5	4	5	80.00	0	0	+17
9	DELANEY Ben	M	10	CAN	F	5	4	9	44.44	1	2	+13
9	INGVARSSON Niklas	M	3	SWE	D	5	4	10	40.00	1	0	-5
12	DODSON Travis	M	9	USA	F	4	3	6	50.00	0	0	+5
13	BOGLE Magnus	M	12	NOR	F	5	3	7	42.86	1	0	+8
13	COZZOLINO Dom	M	19	CAN	F	5	3	12	25.00	0	0	+15
13	GEIER Michal	M	74	CZE	F	5	3	16	18.75	0	1	-4
13	JUNG Seung Hwan	M	14	KOR	F	5	3	20	15.00	0	0	+1
13	KUBES Pavel	M	29	CZE	D	5	3	21	14.29	1	0	-2
13	MISIEWICZ Joshua	M	24	USA	F	5	3	9	33.33	1	0	+12
13	SHOLOMICKI Bryan	M	20	CAN	F	5	3	8	37.50	0	0	+12
13	TAKAHASHI Kazuhiro	M	55	JPN	F	5	3	4	75.00	1	1	-10
13	WESTLAKE Greg	M	12	CAN	F	5	3	13	23.08	1	0	+10
22	GROVE Noah	M	22	USA	F	4	2	4	50.00	0	0	+6
22	KALEGARIS Sandro	M	9	ITA	F	4	2	9	22.22	1	0	-5
22	KASPERI Per	M	8	SWE	F	4	2	12	16.67	0	1	+5
22	McDERMOTT Luke	M	13	USA	F	4	2	5	40.00	0	0	+6
26	DIXON Adam	M	11	CAN	D	5	2	10	20.00	0	0	+18
26	DUNN James	M	4	CAN	F	5	2	6	33.33	0	1	+9
26	GYLLSTEN Maximilian	M	93	SWE	F	5	2	4	50.00	0	0	0
26	JANG Dong Shin	M	20	KOR	D	5	2	4	50.00	1	0	-7
26	KRUPICKA Zdenek	M	96	CZE	F	5	2	8	25.00	1	0	-6
26	McKEE Kevin	M	88	USA	F	5	2	8	25.00	0	0	+13
26	ROSA Gianluigi	M	3	ITA	D	5	2	11	18.18	0	0	-7
26	WALLACE Jack	M	8	USA	F	5	2	13	15.38	0	0	+11

Legend:

D Defence	F Forward	G Goals	GP Number of games played
M Male	No. Jersey number	Pos. Position	PPG Power play goals
S Shots	SG% Percentage of goals from total shots	SHG Shorthanded goals	+/- Plus/minus net



Assist Leaders

어시스트 선두

As of SUN 18 MAR 2018

Including Game #20

(Ranked by highest A/ lowest GP)

Rank	Name	Gender	No.	Team	Pos.	GP	A	+/-
1	DIXON Adam	M	11	CAN	D	5	8	+18
1	PAULS Josh	M	27	USA	D	5	8	+15
3	LANDEROS Nikko	M	15	USA	D	4	7	+14
4	ARMSTRONG Rob	M	6	CAN	D	5	7	+17
4	COZZOLINO Dom	M	19	CAN	F	5	7	+15
4	MISIEWICZ Joshua	M	24	USA	F	5	7	+12
4	PAGE Adam	M	20	USA	F	5	7	+7
4	ROYBAL Brody	M	4	USA	F	5	7	+15
9	FARMER Declan	M	16	USA	F	5	6	+11
9	McKEE Kevin	M	88	USA	F	5	6	+13
11	KASPERI Per	M	8	SWE	F	4	5	+5
12	BOGLE Magnus	M	12	NOR	F	5	5	+8
12	DELANEY Ben	M	10	CAN	F	5	5	+13
12	DUNN James	M	4	CAN	F	5	5	+9
12	HICKEY Liam	M	23	CAN	F	5	5	+12
12	McGREGOR Tyler	M	8	CAN	F	5	5	+11
12	SHOLOMICKI Bryan	M	20	CAN	F	5	5	+12
12	WESTLAKE Greg	M	12	CAN	F	5	5	+10
19	CARRON Tyler	M	11	USA	D	4	4	+14
20	BRIDGES Billy	M	18	CAN	F	5	4	+12
20	KUBES Pavel	M	29	CZE	D	5	4	-2
20	NORDSTOGA Knut Andre	M	16	NOR	D	5	4	+5
20	VAERNES Morten	M	9	NOR	F	5	4	+1
24	DEQUEBEC Ralph	M	3	USA	D	3	3	+9
25	HAMRE Martin	M	20	NOR	F	4	3	+4
26	GEIER Michal	M	74	CZE	F	5	3	-4
26	JUNG Seung Hwan	M	14	KOR	F	5	3	+1
26	WALLACE Jack	M	8	USA	F	5	3	+11
29	HANNING JR Billy	M	5	USA	D	3	2	+5
30	GROVE Noah	M	22	USA	F	4	2	+6
30	JANG Jong Ho	M	55	KOR	F	4	2	-2
30	MENG Robin	M	10	SWE	F	4	2	+2
30	SMITH Corbyn	M	9	CAN	F	4	2	+9

Legend:

A	Assists	D	Defence	F	Forward	GP	Number of games played
M	Male	No.	Jersey number	Pos.	Position	+/-	Plus/minus net



Defencemen Scoring Leaders

수비수 득점 선두

As of SUN 18 MAR 2018

Including Game #20

(Ranked by highest PTS / highest G / lowest GP)

Rank	Name	Gender	No.	Team	GP	G	A	PTS	PIM	+/-
1	LANDEROS Nikko	M	15	USA	4	4	7	11	2	+14
2	ARMSTRONG Rob	M	6	CAN	5	4	7	11	0	+17
3	DIXON Adam	M	11	CAN	5	2	8	10	2	+18
4	PAULS Josh	M	27	USA	5	0	8	8	0	+15
5	PEDERSEN Rolf Einar	M	3	NOR	5	5	2	7	2	+1
6	KUBES Pavel	M	29	CZE	5	3	4	7	2	-2
7	NORDSTOGA Knut Andre	M	16	NOR	5	1	4	5	2	+5
8	INGVARSSON Niklas	M	3	SWE	5	4	0	4	6	-5
9	JANG Dong Shin	M	20	KOR	5	2	2	4	2	-7
10	CARRON Tyler	M	11	USA	4	0	4	4	12	+14
11	ROSA Gianluigi	M	3	ITA	5	2	1	3	4	-7
12	DEQUEBEC Ralph	M	3	USA	3	0	3	3	2	+9
13	BOWDEN Brad	M	27	CAN	3	1	1	2	2	+4
14	CHO Young Jae	M	10	KOR	5	1	1	2	2	0
14	DOLEZAL Pavel	M	67	CZE	5	1	1	2	0	-3
16	HANNING JR Billy	M	5	USA	3	0	2	2	0	+5
17	ARSENAULT Steve	M	14	CAN	5	0	2	2	6	+17
17	NILSSON Peter	M	6	SWE	5	0	2	2	2	-6
17	UEHARA Daisuke	M	32	JPN	5	0	2	2	2	-12
20	LEE Hae Man	M	44	KOR	3	1	0	1	0	0
21	HOLM Marcus	M	21	SWE	5	1	0	1	4	-7
22	HENRY Tyrone	M	5	CAN	2	0	1	1	0	+11
23	HRBEK Miroslav	M	65	CZE	4	0	1	1	2	-7
23	LEE Ji Hoon	M	89	KOR	4	0	1	1	0	-6
23	PLANKER Florian	M	5	ITA	4	0	1	1	4	-6
26	KIM Young Sung	M	12	KOR	5	0	1	1	10	-7

Legend:

A	Assists	G	Goals	GP	Number of games played
M	Male	No.	Jersey number	PIM	Penalties in minutes
PTS	Points	+/-	Plus/minus net		



Face-off Leaders

페이스오프 선두
As of SUN 18 MAR 2018
Including Game #20

(Ranked by highest FO%)

Rank	Name	Gender	No.	Team	Pos.	GP	FO+	FO-	FO+/-	FO%
1	McDERMOTT Luke	M	13	USA	F	4	17	2	15	89.47
2	BRIDGES Billy	M	18	CAN	F	5	57	19	38	75.00
3	INGVARSSON Niklas	M	3	SWE	D	5	14	6	8	70.00
4	ROMAN Rico	M	23	USA	F	4	36	16	20	69.23
5	McGREGOR Tyler	M	8	CAN	F	5	40	21	19	65.57
6	FARMER Declan	M	16	USA	F	5	65	35	30	65.00
7	CHO Byeong Seok	M	27	KOR	F	5	49	31	18	61.25
8	BOGLE Magnus	M	12	NOR	F	5	44	28	16	61.11
9	JANG Jong Ho	M	55	KOR	F	4	29	20	9	59.18
10	LEE Ju Seung	M	21	KOR	F	5	18	14	4	56.25
11	DUNN James	M	4	CAN	F	5	23	18	5	56.10
12	LEPERDI Greg	M	73	ITA	F	4	39	31	8	55.71
13	TAKAHASHI Kazuhiro	M	55	JPN	F	5	61	52	9	53.98
14	RAKOS Niklas	M	20	SWE	F	5	15	13	2	53.57
15	OISETH Ola	M	71	NOR	F	5	36	36	0	50.00
16	MISIEWICZ Joshua	M	24	USA	F	5	25	26	-1	49.02
17	HABL Zdenek	M	82	CZE	F	5	60	69	-9	46.51
18	GILLSTEN Maximilian	M	93	SWE	F	5	32	41	-9	43.84
19	HAGEN Eskil	M	7	NOR	D	1	4	6	-2	40.00
20	HEDBERG Christian	M	15	SWE	F	5	19	32	-13	37.25
21	LARCH Nils	M	11	ITA	F	5	24	43	-19	35.82
22	WINKLER Werner	M	7	ITA	F	5	8	16	-8	33.33
23	SAFRANEK Zdenek	M	24	CZE	F	5	26	54	-28	32.50
24	YOSHIKAWA Mamoru	M	13	JPN	F	5	18	39	-21	31.58
25	HOLM Marcus	M	21	SWE	D	5	7	26	-19	21.21

Note:
Average of four face-offs per game played required for ranking.

Legend:

D	Defence	F	Forward	FO+	Face-offs won
FO-	Face-offs lost	FO+/-	Face-offs net	FO%	Face-offs won as percentage
GP	Number of games played	M	Male	No.	Jersey number
Pos.	Position				



Plus-Minus Leaders

플러스-마이너스 선두
As of SUN 18 MAR 2018
Including Game #20

(Ranked by highest +/- / highest + /lowest GP)

Rank	Name	Gender	No.	Team	Pos.	GP	+	-	+/-
1	DIXON Adam	M	11	CAN	D	5	19	1	+18
2	ARMSTRONG Rob	M	6	CAN	D	5	19	2	+17
3	ARSENAULT Steve	M	14	CAN	D	5	17	0	+17
4	COZZOLINO Dom	M	19	CAN	F	5	16	1	+15
4	PAULS Josh	M	27	USA	D	5	16	1	+15
6	ROYBAL Brody	M	4	USA	F	5	15	0	+15
7	CARRON Tyler	M	11	USA	D	4	14	0	+14
7	LANDEROS Nikko	M	15	USA	D	4	14	0	+14
9	DELANEY Ben	M	10	CAN	F	5	14	1	+13
10	McKEE Kevin	M	88	USA	F	5	13	0	+13
11	BRIDGES Billy	M	18	CAN	F	5	13	1	+12
11	HICKEY Liam	M	23	CAN	F	5	13	1	+12
13	MISIEWICZ Joshua	M	24	USA	F	5	12	0	+12
13	SHOLOMICKI Bryan	M	20	CAN	F	5	12	0	+12
15	FARMER Declan	M	16	USA	F	5	12	1	+11
15	McGREGOR Tyler	M	8	CAN	F	5	12	1	+11
17	HENRY Tyrone	M	5	CAN	D	2	11	0	+11
18	WALLACE Jack	M	8	USA	F	5	11	0	+11
19	WESTLAKE Greg	M	12	CAN	F	5	11	1	+10
20	DEQUEBEC Ralph	M	3	USA	D	3	9	0	+9
21	SMITH Corbyn	M	9	CAN	F	4	9	0	+9
22	DUNN James	M	4	CAN	F	5	9	0	+9
23	BOGLE Magnus	M	12	NOR	F	5	8	0	+8
24	PAGE Adam	M	20	USA	F	5	8	1	+7
25	GROVE Noah	M	22	USA	F	4	7	1	+6
26	McDERMOTT Luke	M	13	USA	F	4	6	0	+6
27	NORDSTOGA Knut Andre	M	16	NOR	D	5	11	6	+5
28	KASPERI Per	M	8	SWE	F	4	8	3	+5
29	HANNING JR Billy	M	5	USA	D	3	6	1	+5
30	DODSON Travis	M	9	USA	F	4	5	0	+5
30	ROMAN Rico	M	23	USA	F	4	5	0	+5

Legend:

D	Defence	F	Forward	GP	Number of games played	M	Male
No.	Jersey number	Pos.	Position	+	Positive participation	-	Negative participation
+/-	Plus/minus net						



Most Penalised Players

최다 반칙 선수

As of SUN 18 MAR 2018

Including Game #20

(Ranked by highest PIM / lowest GP)

Rank	Name	Gender	No.	Team	Pos.	GP	PIM	2	5	10	GM	MP	PAVG
1	SAFRANEK Zdenek	M	24	CZE	F	5	31	3	1	0	1	0	6:12
2	McGREGOR Tyler	M	8	CAN	F	5	14	2	0	1	0	0	2:48
3	CARRON Tyler	M	11	USA	D	4	12	1	0	1	0	0	3:00
3	KASPERI Per	M	8	SWE	F	4	12	1	0	1	0	0	3:00
5	KIM Young Sung	M	12	KOR	D	5	10	5	0	0	0	0	2:00
6	MACRI Andrea	M	18	ITA	D	4	8	4	0	0	0	0	2:00
7	LEE Ju Seung	M	21	KOR	F	5	8	4	0	0	0	0	1:36
7	RAUL Jiri	M	75	CZE	D	5	8	4	0	0	0	0	1:36
9	KALEGARIS Sandro	M	9	ITA	F	4	6	3	0	0	0	0	1:30
10	ARSENAULT Steve	M	14	CAN	D	5	6	3	0	0	0	0	1:12
10	HEDBERG Christian	M	15	SWE	F	5	6	3	0	0	0	0	1:12
10	HORIE Wataru	M	7	JPN	F	5	6	3	0	0	0	0	1:12
10	INGVARSSON Niklas	M	3	SWE	D	5	6	3	0	0	0	0	1:12
10	RAKOS Niklas	M	20	SWE	F	5	6	3	0	0	0	0	1:12
10	SOLBERG Loyd R	M	17	NOR	F	5	6	3	0	0	0	0	1:12
10	TAKAHASHI Kazuhiro	M	55	JPN	F	5	6	3	0	0	0	0	1:12
10	WESTLAKE Greg	M	12	CAN	F	5	6	3	0	0	0	0	1:12
18	HAMRE Martin	M	20	NOR	F	4	4	2	0	0	0	0	1:00
18	McDERMOTT Luke	M	13	USA	F	4	4	2	0	0	0	0	1:00
18	PLANKER Florian	M	5	ITA	D	4	4	2	0	0	0	0	1:00
21	ANTOCHI Eusebiu	M	26	ITA	F	5	4	2	0	0	0	0	0:48
21	AVDAL Thommas	M	24	NOR	D	5	4	2	0	0	0	0	0:48
21	BOGLE Magnus	M	12	NOR	F	5	4	2	0	0	0	0	0:48
21	BRIDGES Billy	M	18	CAN	F	5	4	2	0	0	0	0	0:48
21	CORVINO Valerio	M	68	ITA	F	5	4	2	0	0	0	0	0:48
21	DELANEY Ben	M	10	CAN	F	5	4	2	0	0	0	0	0:48
21	HABL Zdenek	M	82	CZE	F	5	4	2	0	0	0	0	0:48
21	HOLM Marcus	M	21	SWE	D	5	4	2	0	0	0	0	0:48
21	JUNG Seung Hwan	M	14	KOR	F	5	4	2	0	0	0	0	0:48
21	KLAKEGG Jan Roger	M	23	NOR	D	5	4	2	0	0	0	0	0:48
21	KRUPICKA Zdenek	M	96	CZE	F	5	4	2	0	0	0	0	0:48
21	LEE Jong Kyung	M	28	KOR	F	5	4	2	0	0	0	0	0:48
21	MISAWA Eiji	M	25	JPN	D	5	4	2	0	0	0	0	0:48
21	MISIEWICZ Joshua	M	24	USA	F	5	4	2	0	0	0	0	0:48
21	OJALA Peter	M	18	SWE	F	5	4	2	0	0	0	0	0:48
21	PAGE Adam	M	20	USA	F	5	4	2	0	0	0	0	0:48
21	PALAT David	M	77	CZE	F	5	4	2	0	0	0	0	0:48
21	ROSA Gianluigi	M	3	ITA	D	5	4	2	0	0	0	0	0:48
21	SHOLOMICKI Bryan	M	20	CAN	F	5	4	2	0	0	0	0	0:48
21	YOSHIKAWA Mamoru	M	13	JPN	F	5	4	2	0	0	0	0	0:48

Legend:

2 Two (2) minute penalties

D Defence

GP Games played

No. Jersey number

Pos. Position

5 Five (5) minute penalties

F Forward

M Male

PAVG PIM (average) per game

10 Ten (10) minute penalties

GM Game misconducts

MP Match penalties

PIM Penalties in minutes



Best Players Selected by the Directorate

팀대표자가 선정한 최고의 선수

Award	Number	Name	Gender	Team
Best Goalkeeper	32	LEE Jae Woong	M	KOR - Republic of Korea
Best Defenceman	11	DIXON Adam	M	CAN - Canada
Best Forward	4	ROYBAL Brody	M	USA - United States

Legend:
M Male



Passion.Connected.
하나된 열정